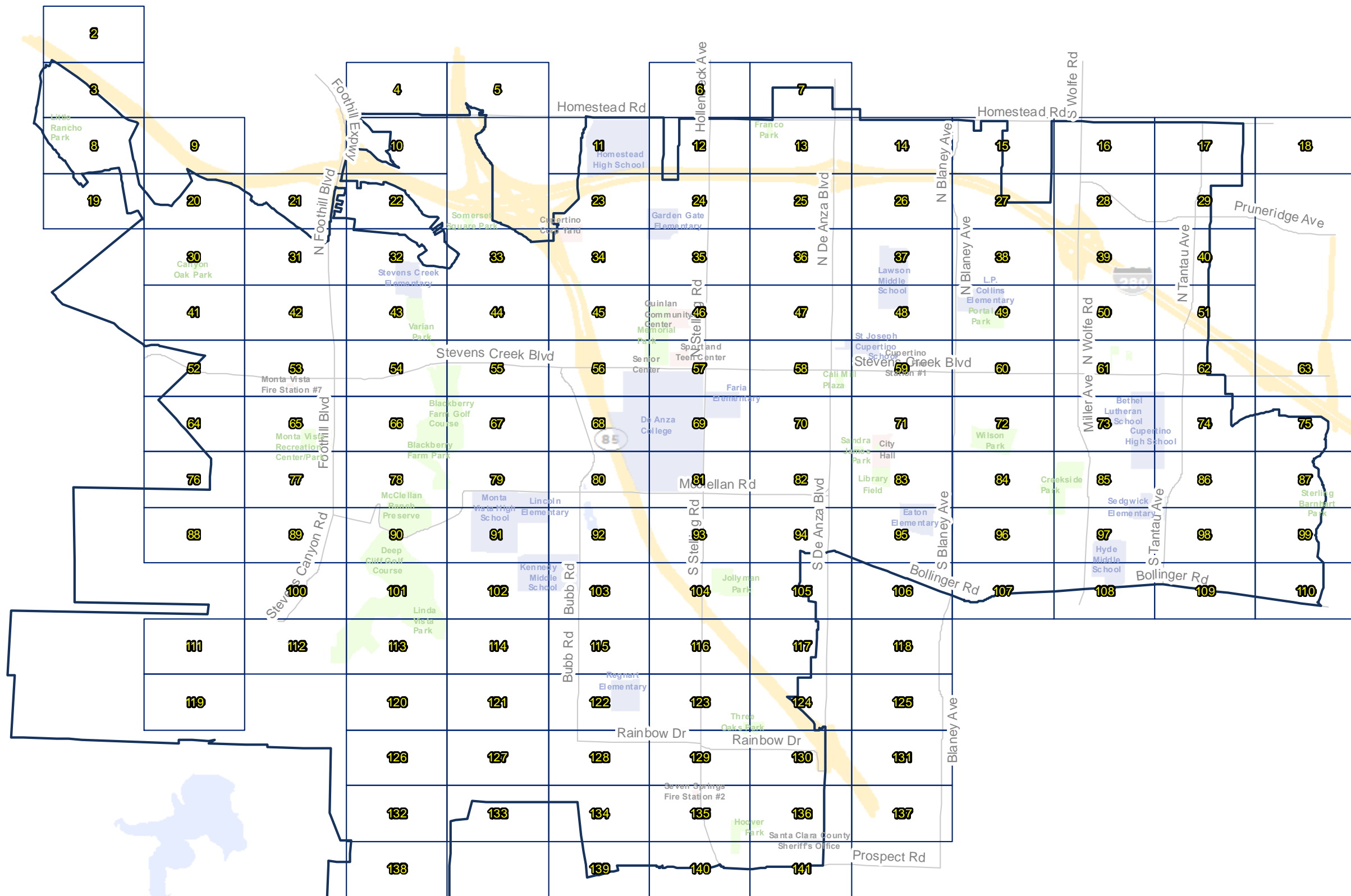





# Storm Drain Structures

## Cupertino Structures Private Structures

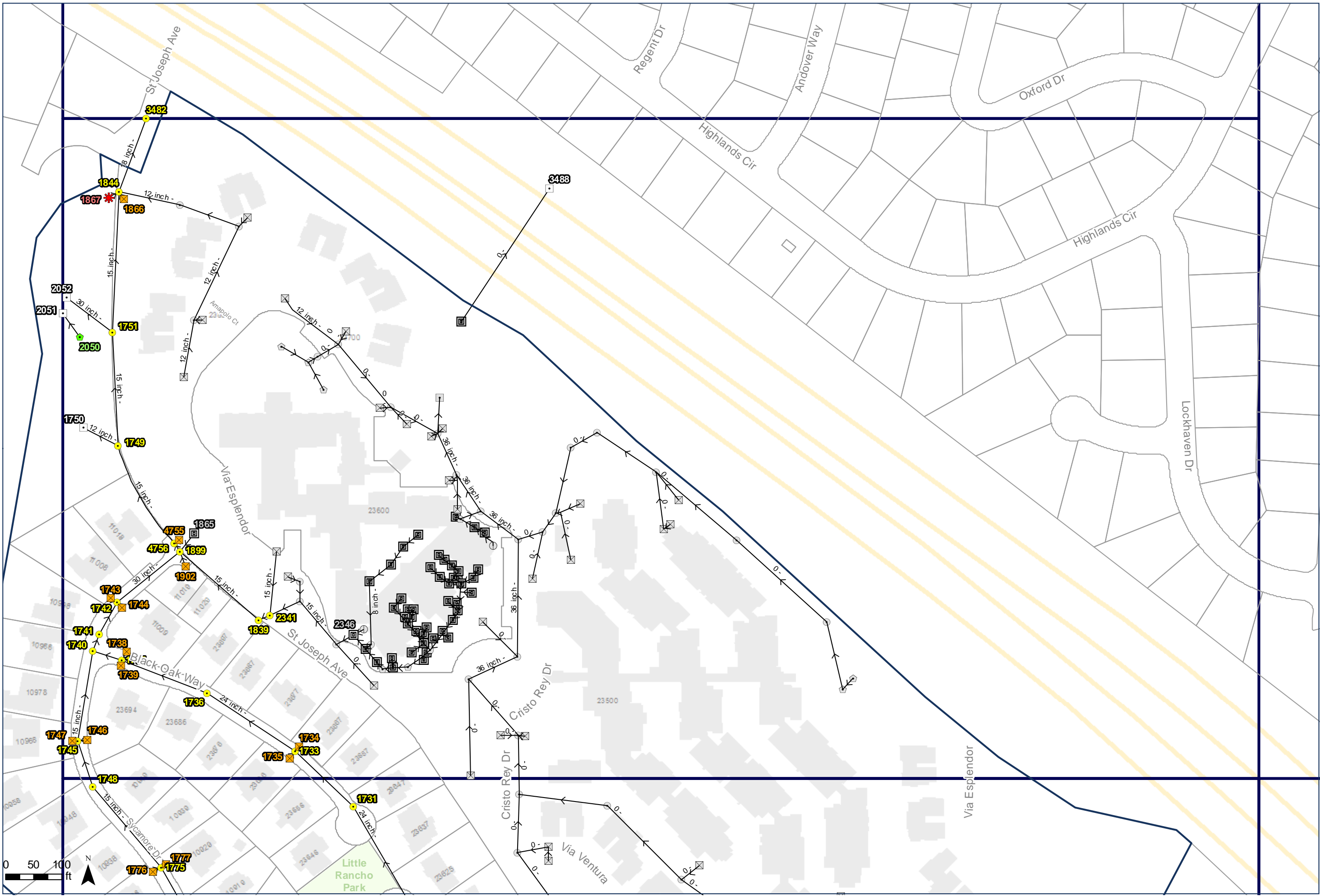
- |  |                     |  |                     |
|--|---------------------|--|---------------------|
|  | InFall              |  | Area Drain          |
|  | Area Drain          |  | BubbleUp            |
|  | BubbleUp            |  | Catch Basin         |
|  | Catch Basin         |  | Clean Out           |
|  | Clean Out           |  | Drop Inlet          |
|  | Drop Inlet          |  | Dry Well            |
|  | Dry Well            |  | Energy Dissipator   |
|  | Energy Dissipator   |  | Inlet Culvert       |
|  | Inlet Culvert       |  | Intercept Separator |
|  | Intercept Separator |  | Manhole             |
|  | Manhole             |  | Outfall             |
|  | Outfall             |  | Pump Station        |
|  | Pump Station        |  | Thru Curb Drain     |
|  | Thru Curb Drain     |  | Treatment Device    |
|  | Treatment Device    |  | Unknown             |
|  | Unknown             |  |                     |
|  | Mains               |  |                     |



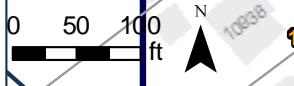
- Cupertino Structures**
- In Fall
  - Area Drain
  - BubbleUp
  - Catch Basin
  - Clean Out
  - Drop Inlet
  - Dry Well
  - Energy Dissipator
  - Inlet Culvert
  - Intercept Separator
  - Manhole
  - Outfall
  - Pump Station
  - Thru Curb Drain
  - Treatment Device
  - Unknown
  - Mains

- Private Structures**
- Area Drain
  - BubbleUp
  - Catch Basin
  - Clean Out
  - Drop Inlet
  - Dry Well
  - Energy Dissipator
  - Inlet Culvert
  - Intercept Separator
  - Manhole
  - Outfall
  - Pump Station
  - Thru Curb Drain
  - Treatment Device
  - Unknown

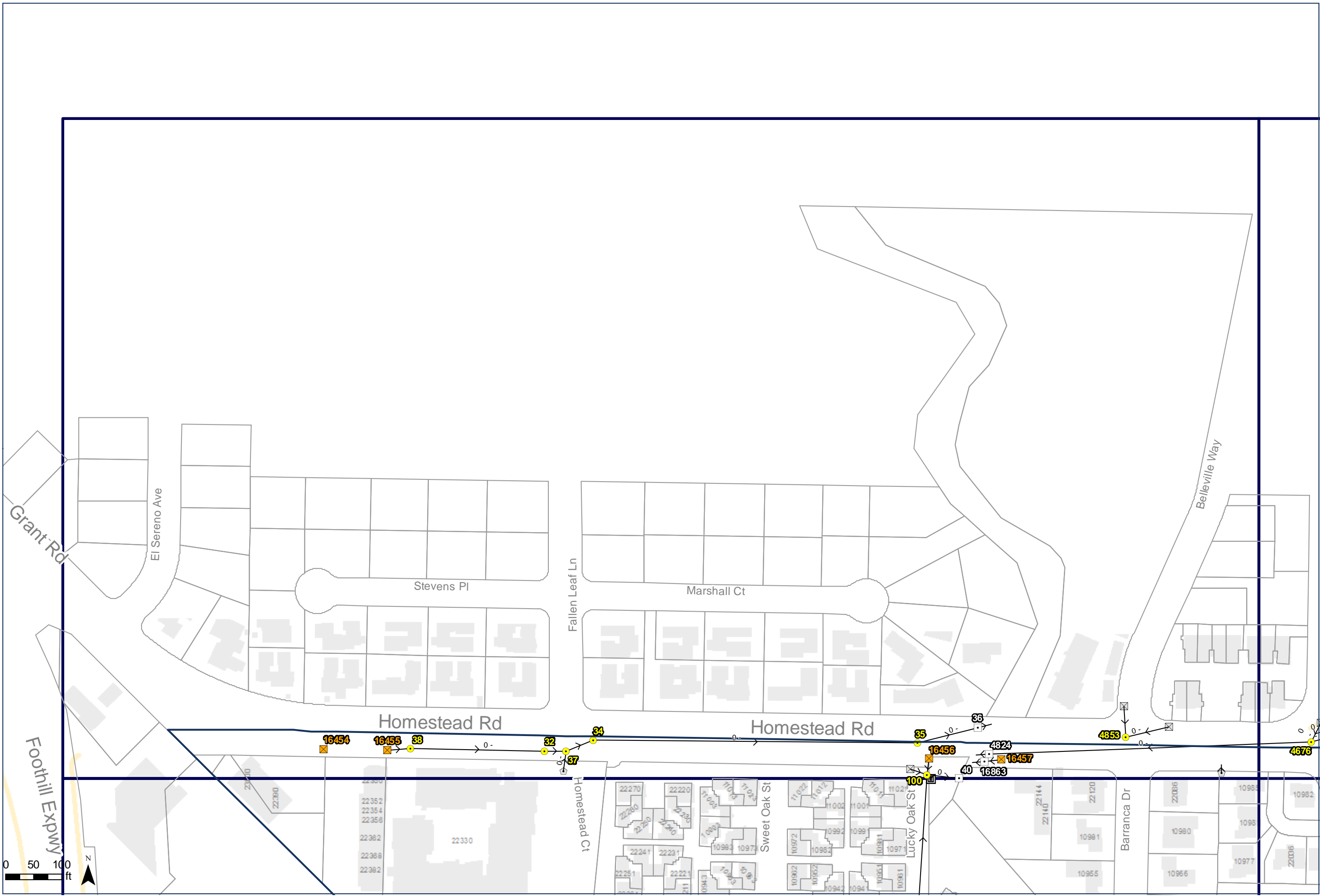




- Cupertino Structures**
- In Fall
  - Area Drain
  - BubbleUp
  - Catch Basin
  - Clean Out
  - Drop Inlet
  - Dry Well
  - Energy Dissipator
  - Inlet Culvert
  - Intercept Separator
  - Manhole
  - Outfall
  - Pump Station
  - Thru Curb Drain
  - Treatment Device
  - Unknown
  - Mains
- Private Structures**
- Area Drain
  - BubbleUp
  - Catch Basin
  - Clean Out
  - Drop Inlet
  - Dry Well
  - Energy Dissipator
  - Inlet Culvert
  - Intercept Separator
  - Manhole
  - Outfall
  - Pump Station
  - Thru Curb Drain
  - Treatment Device
  - Unknown

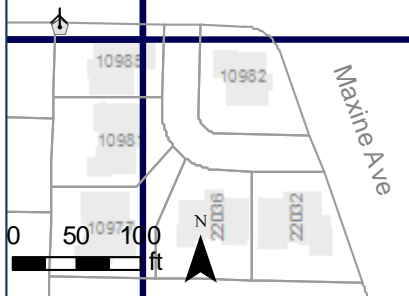


- Cupertino Structures**
- In Fall
  - Area Drain
  - BubbleUp
  - Catch Basin
  - Clean Out
  - Drop Inlet
  - Dry Well
  - Energy Dissipator
  - Inlet Culvert
  - Intercept Separator
  - Manhole
  - Outfall
  - Pump Station
  - Thru Curb Drain
  - Treatment Device
  - Unknown
  - Mains
- Private Structures**
- Area Drain
  - BubbleUp
  - Catch Basin
  - Clean Out
  - Drop Inlet
  - Dry Well
  - Energy Dissipator
  - Inlet Culvert
  - Intercept Separator
  - Manhole
  - Outfall
  - Pump Station
  - Thru Curb Drain
  - Treatment Device
  - Unknown

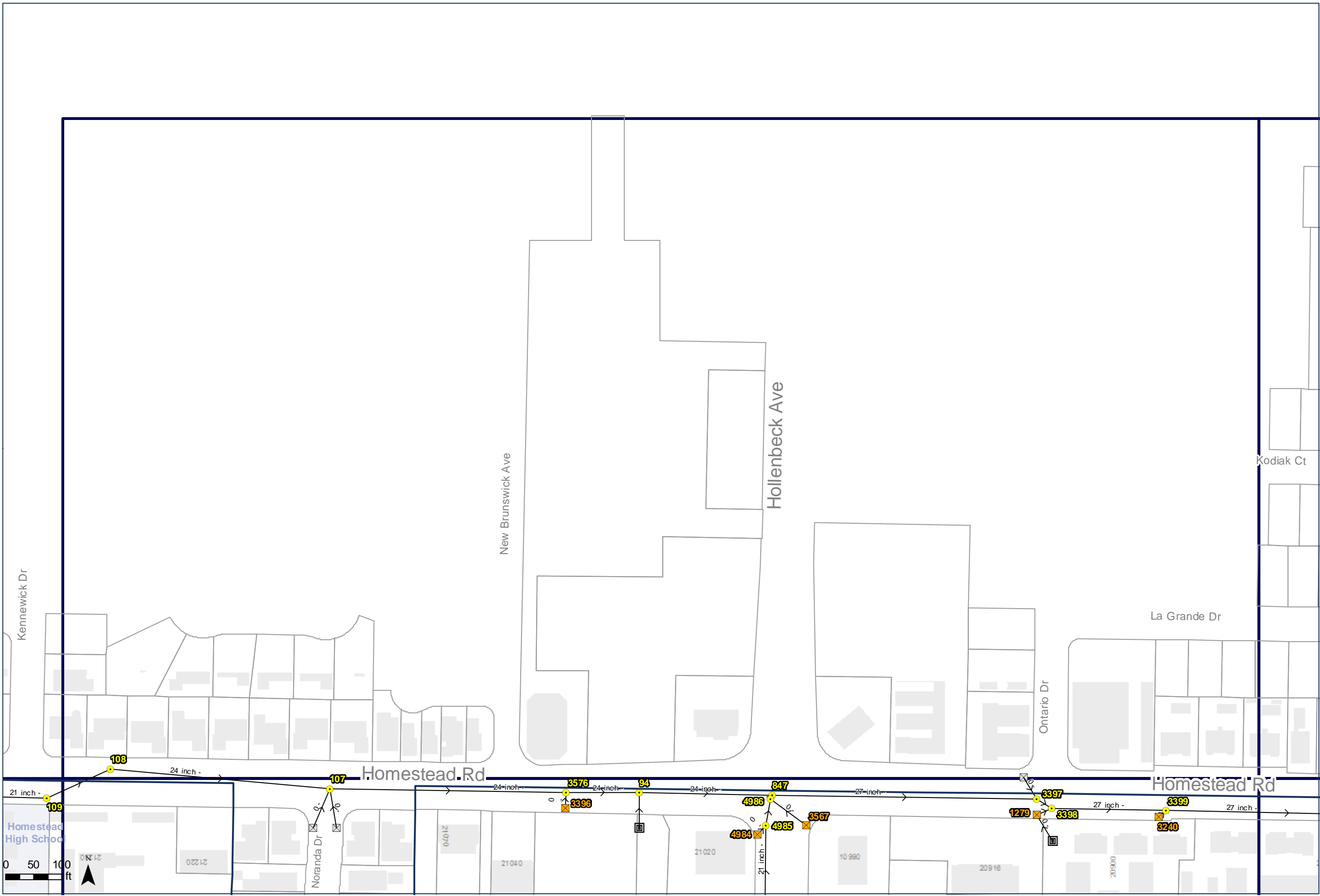




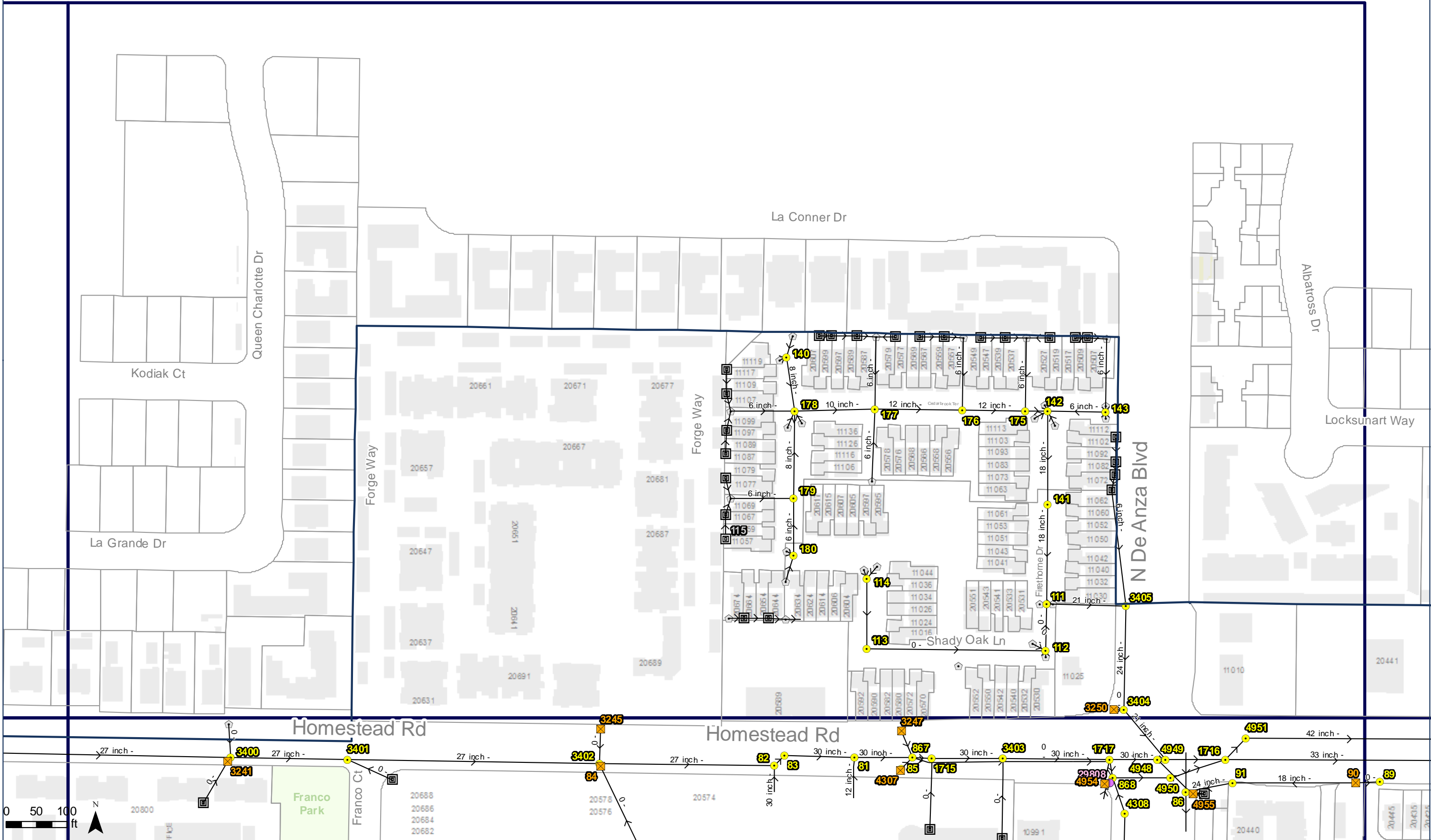
- Cupertino Structures**
- In Fall
  - Area Drain
  - BubbleUp
  - Catch Basin
  - Clean Out
  - Drop Inlet
  - Dry Well
  - Energy Dissipator
  - Inlet Culvert
  - Intercept Separator
  - Manhole
  - Outfall
  - Pump Station
  - Thru Curb Drain
  - Treatment Device
  - Unknown
  - Mains
- Private Structures**
- Area Drain
  - BubbleUp
  - Catch Basin
  - Clean Out
  - Drop Inlet
  - Dry Well
  - Energy Dissipator
  - Inlet Culvert
  - Intercept Separator
  - Manhole
  - Outfall
  - Pump Station
  - Thru Curb Drain
  - Treatment Device
  - Unknown

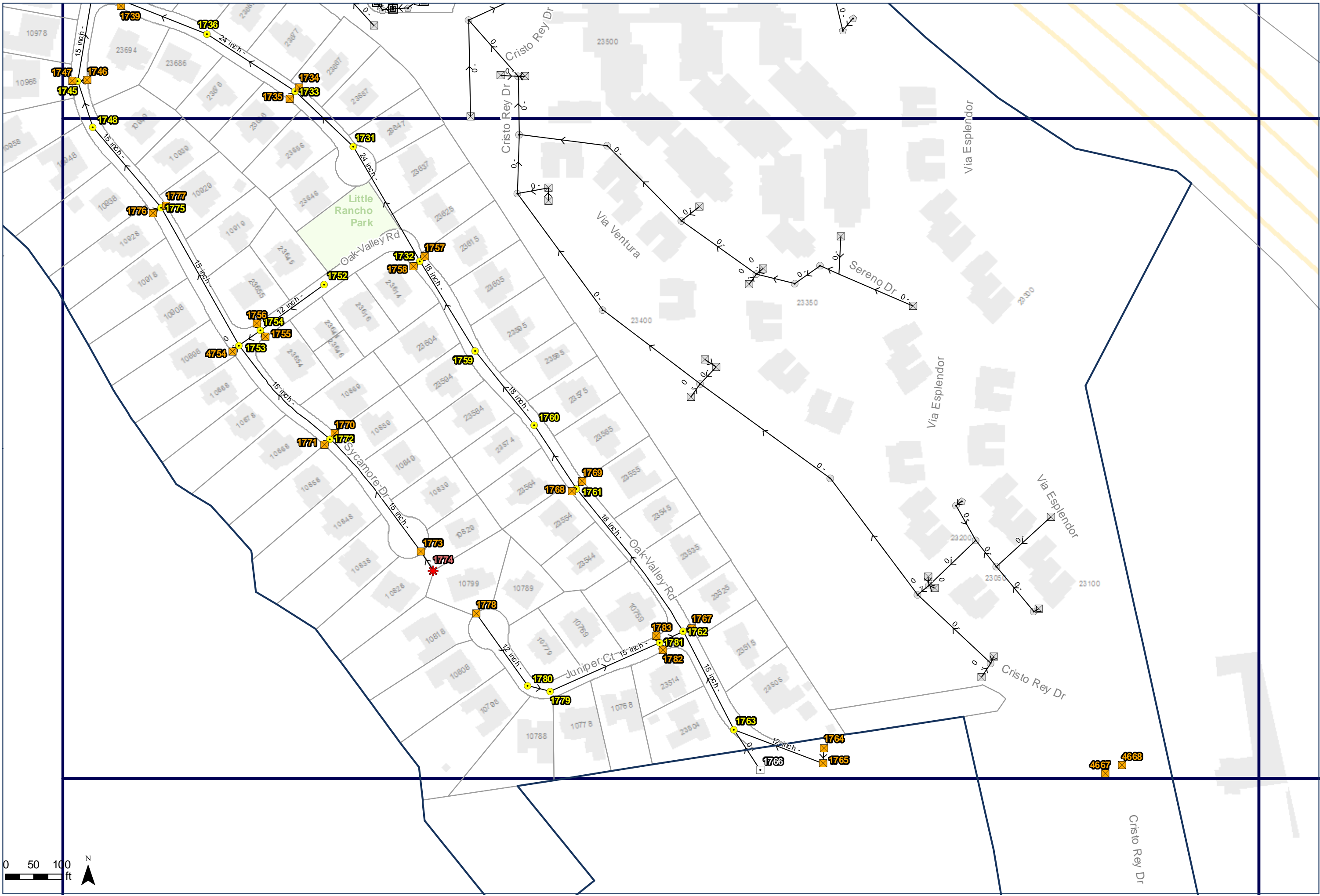


- Cupertino Structures**
- In Fall
  - Area Drain
  - BubbleUp
  - Catch Basin
  - Clean Out
  - Drop Inlet
  - Dry Well
  - Energy Dissipator
  - Inlet Culvert
  - Intercept Separator
  - Manhole
  - Outfall
  - Pump Station
  - Thru Curb Drain
  - Treatment Device
  - Unknown
  - Mains
- Private Structures**
- Area Drain
  - BubbleUp
  - Catch Basin
  - Clean Out
  - Drop Inlet
  - Dry Well
  - Energy Dissipator
  - Inlet Culvert
  - Intercept Separator
  - Manhole
  - Outfall
  - Pump Station
  - Thru Curb Drain
  - Treatment Device
  - Unknown

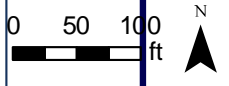


- Cupertino Structures**
- In Fall
  - Area Drain
  - BubbleUp
  - Catch Basin
  - Clean Out
  - Drop Inlet
  - Dry Well
  - Energy Dissipator
  - Inlet Culvert
  - Intercept Separator
  - Manhole
  - Outfall
  - Pump Station
  - Thru Curb Drain
  - Treatment Device
  - Unknown
  - Mains
- Private Structures**
- Area Drain
  - BubbleUp
  - Catch Basin
  - Clean Out
  - Drop Inlet
  - Dry Well
  - Energy Dissipator
  - Inlet Culvert
  - Intercept Separator
  - Manhole
  - Outfall
  - Pump Station
  - Thru Curb Drain
  - Treatment Device
  - Unknown

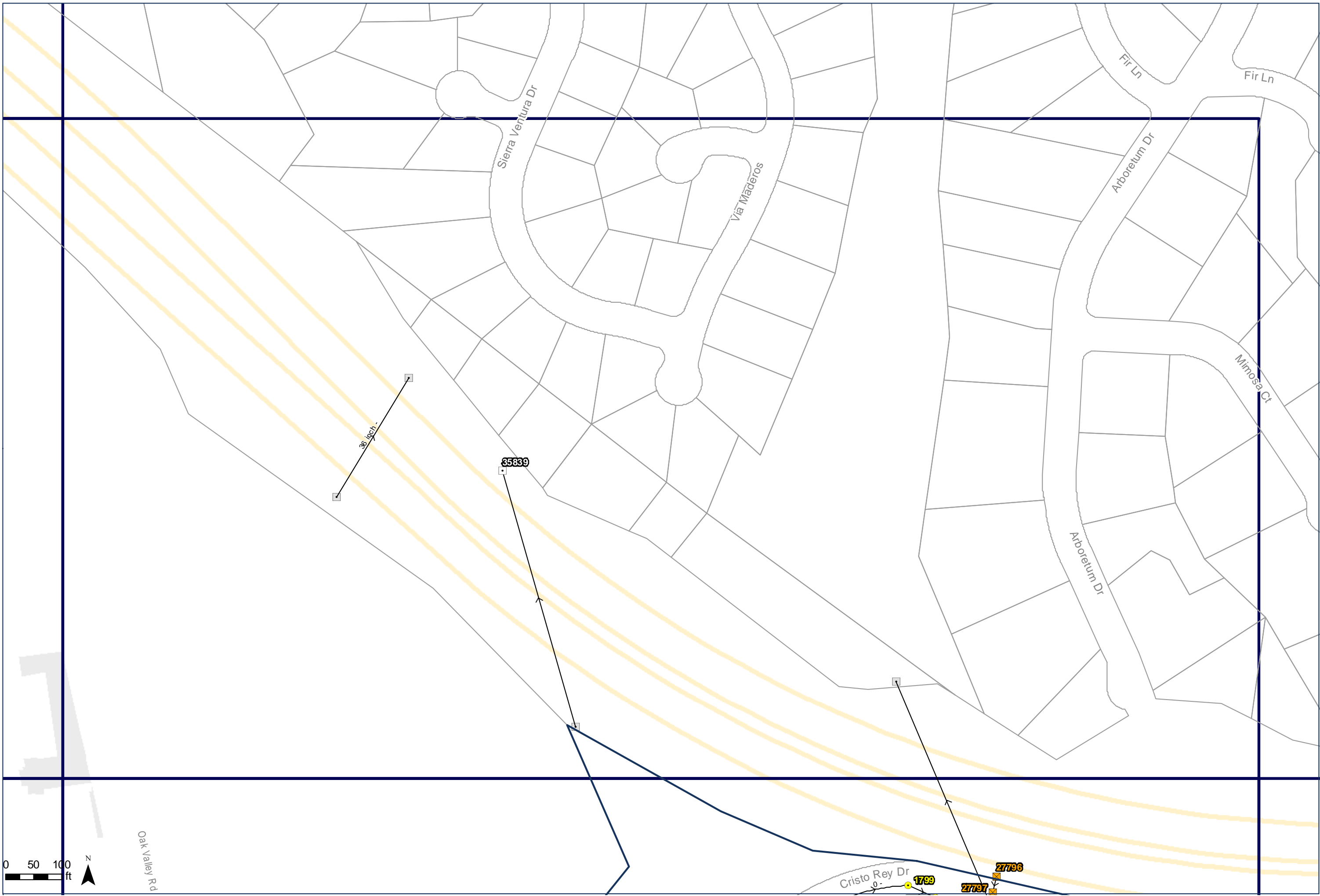




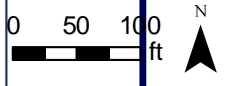
- Cupertino Structures**
- In Fall
  - Area Drain
  - BubbleUp
  - Catch Basin
  - Clean Out
  - Drop Inlet
  - Dry Well
  - Energy Dissipator
  - Inlet Culvert
  - Intercept Separator
  - Manhole
  - Outfall
  - Pump Station
  - Thru Curb Drain
  - Treatment Device
  - Unknown
  - Mains
- Private Structures**
- Area Drain
  - BubbleUp
  - Catch Basin
  - Clean Out
  - Drop Inlet
  - Dry Well
  - Energy Dissipator
  - Inlet Culvert
  - Intercept Separator
  - Manhole
  - Outfall
  - Pump Station
  - Thru Curb Drain
  - Treatment Device
  - Unknown



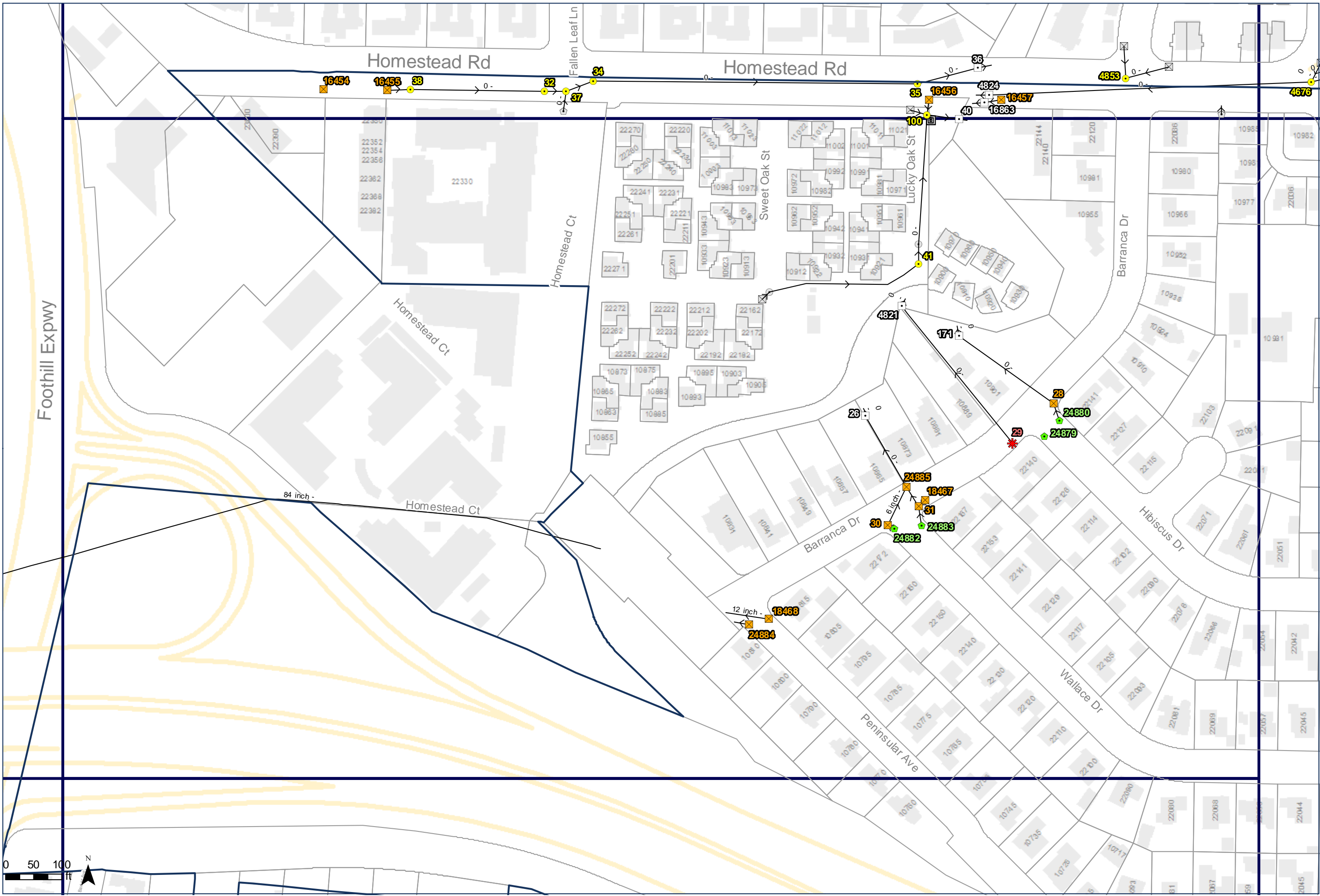




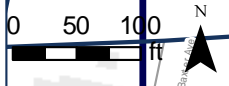
- Cupertino Structures**
- In Fall
  - Area Drain
  - BubbleUp
  - Catch Basin
  - Clean Out
  - Drop Inlet
  - Dry Well
  - Energy Dissipator
  - Inlet Culvert
  - Intercept Separator
  - Manhole
  - Outfall
  - Pump Station
  - Thru Curb Drain
  - Treatment Device
  - Unknown
  - Mains
- Private Structures**
- Area Drain
  - BubbleUp
  - Catch Basin
  - Clean Out
  - Drop Inlet
  - Dry Well
  - Energy Dissipator
  - Inlet Culvert
  - Intercept Separator
  - Manhole
  - Outfall
  - Pump Station
  - Thru Curb Drain
  - Treatment Device
  - Unknown

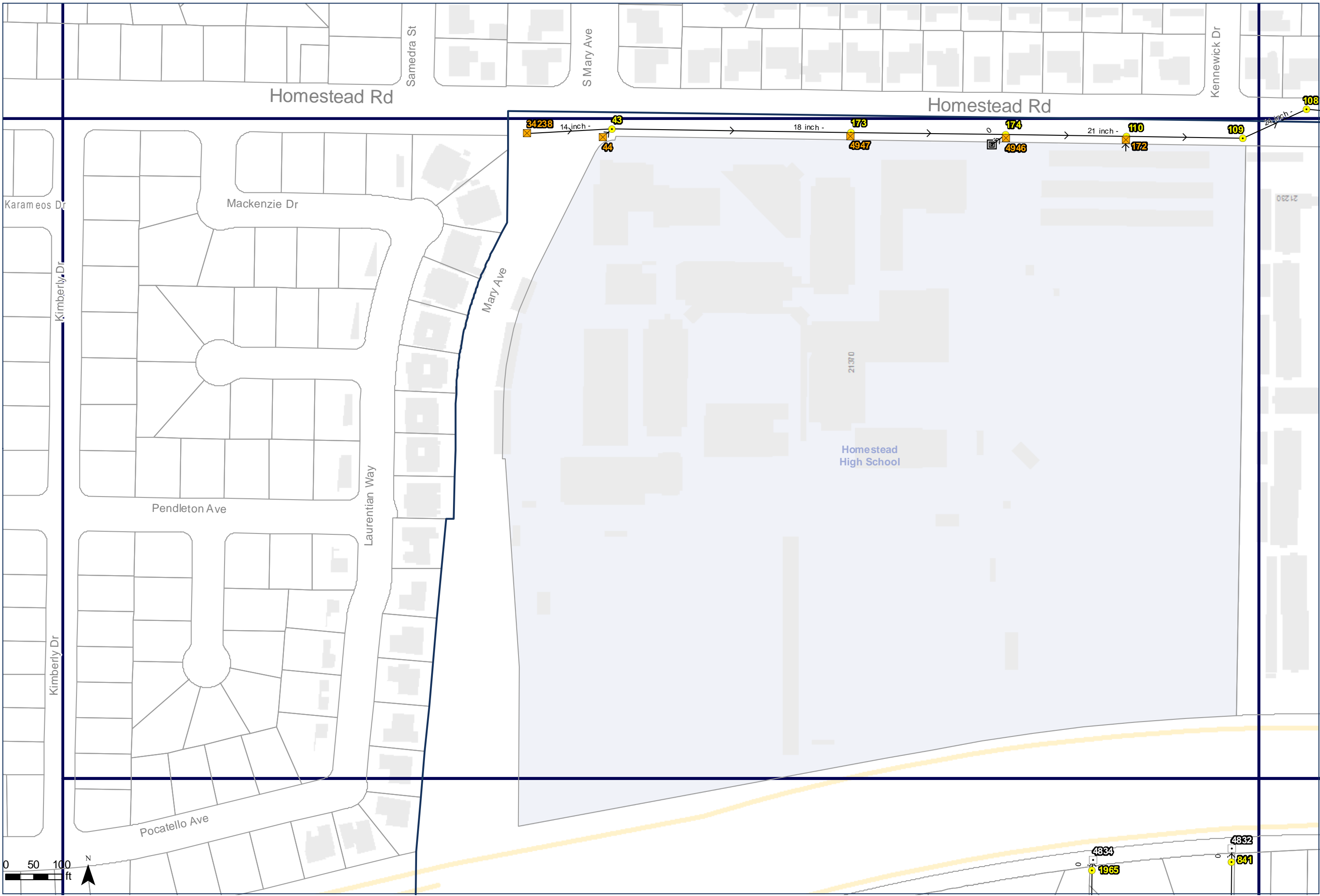


Oak Valley Rd



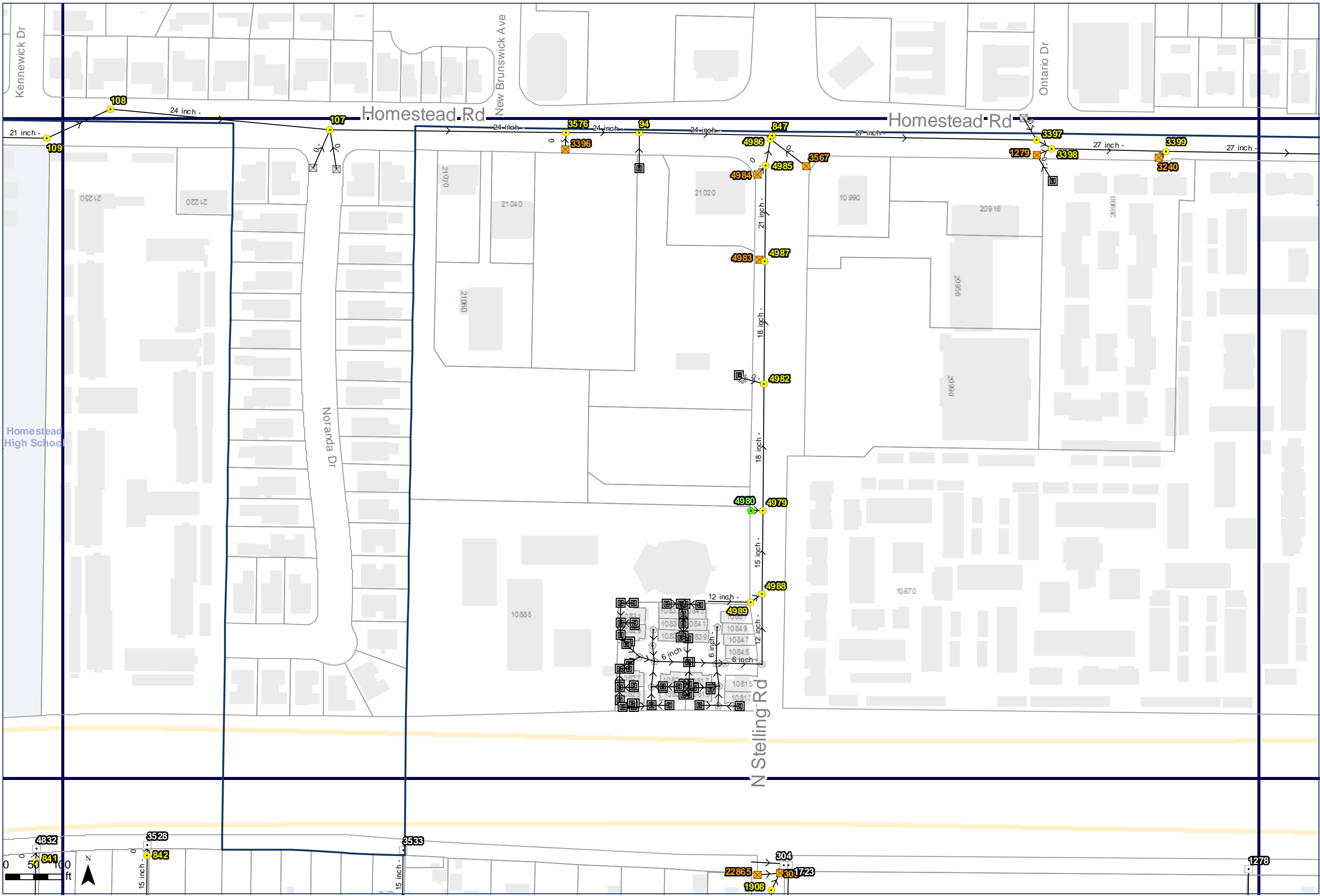
- Cupertino Structures**
- In Fall
  - Area Drain
  - BubbleUp
  - Catch Basin
  - Clean Out
  - Drop Inlet
  - Dry Well
  - Energy Dissipator
  - Inlet Culvert
  - Intercept Separator
  - Manhole
  - Outfall
  - Pump Station
  - Thru Curb Drain
  - Treatment Device
  - Unknown
  - Mains
- Private Structures**
- Area Drain
  - BubbleUp
  - Catch Basin
  - Clean Out
  - Drop Inlet
  - Dry Well
  - Energy Dissipator
  - Intercept Separator
  - Manhole
  - Outfall
  - Pump Station
  - Thru Curb Drain
  - Treatment Device
  - Unknown



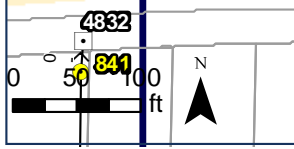


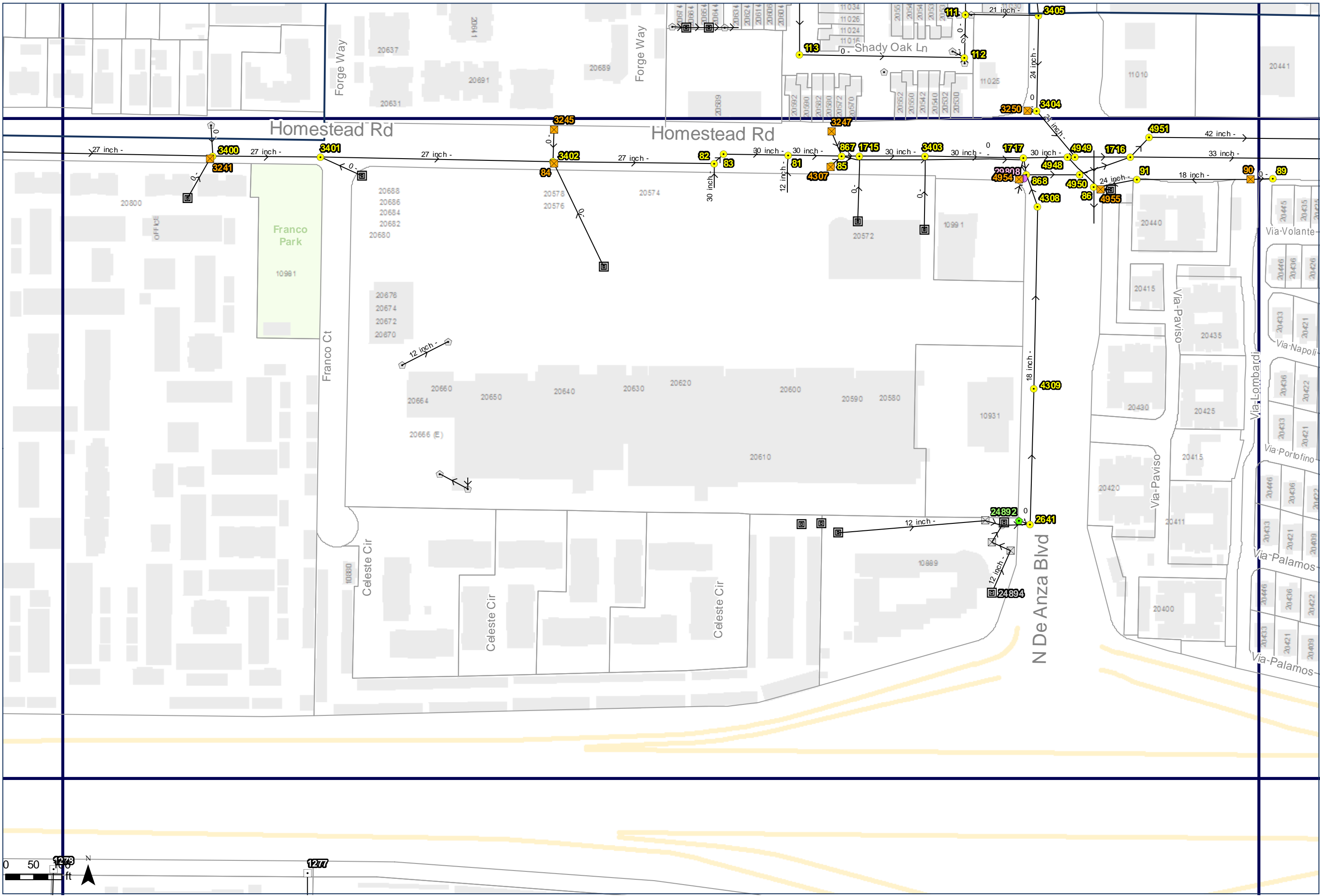
- Cupertino Structures**
- In Fall
  - Area Drain
  - BubbleUp
  - Catch Basin
  - Clean Out
  - Drop Inlet
  - Dry Well
  - Energy Dissipator
  - Inlet Culvert
  - Intercept Separator
  - Manhole
  - Outfall
  - Pump Station
  - Thru Curb Drain
  - Treatment Device
  - Unknown
  - Mains
- Private Structures**
- Area Drain
  - BubbleUp
  - Catch Basin
  - Clean Out
  - Drop Inlet
  - Dry Well
  - Energy Dissipator
  - Inlet Culvert
  - Intercept Separator
  - Manhole
  - Outfall
  - Pump Station
  - Thru Curb Drain
  - Treatment Device
  - Unknown



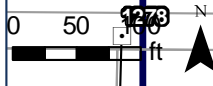


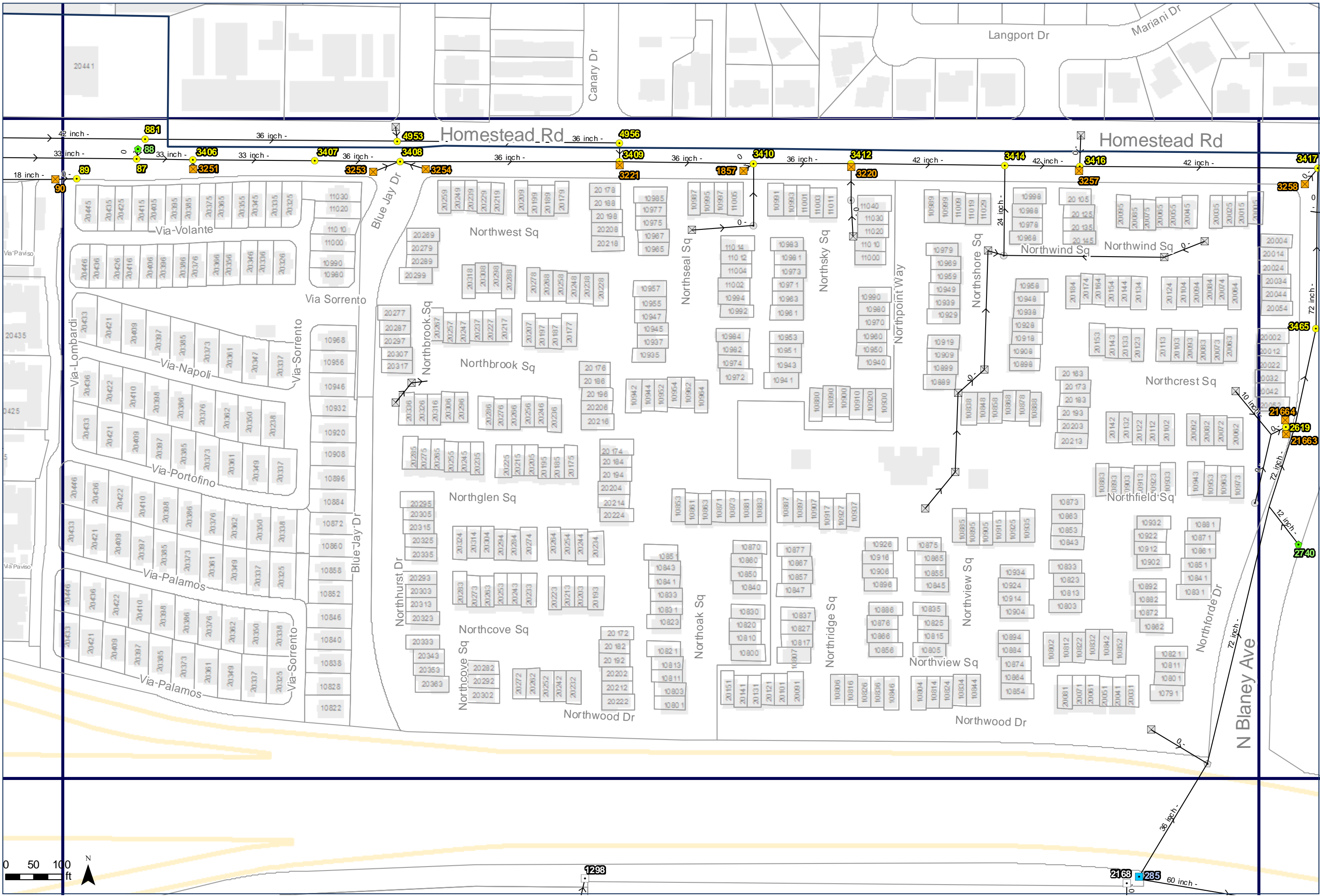
- Cupertino Structures**
- In Fall
  - ▣ Area Drain
  - ⊙ BubbleUp
  - ⊗ Catch Basin
  - ⊖ Clean Out
  - ⊕ Drop Inlet
  - ⊕ Dry Well
  - ⊕ Energy Dissipator
  - ⊕ Inlet Culvert
  - ⊕ Intercept Separator
  - ⊕ Manhole
  - ⊕ Outfall
  - ⊕ Pump Station
  - ⊕ Thru Curb Drain
  - ⊕ Treatment Device
  - ⊕ Unknown
  - Mains
- Private Structures**
- ▣ Area Drain
  - ⊙ BubbleUp
  - ⊗ Catch Basin
  - ⊖ Clean Out
  - ⊕ Drop Inlet
  - ⊕ Dry Well
  - ⊕ Energy Dissipator
  - ⊕ Inlet Culvert
  - ⊕ Intercept Separator
  - ⊕ Manhole
  - ⊕ Outfall
  - ⊕ Pump Station
  - ⊕ Thru Curb Drain
  - ⊕ Treatment Device
  - ⊕ Unknown



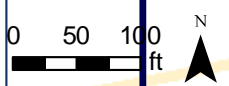


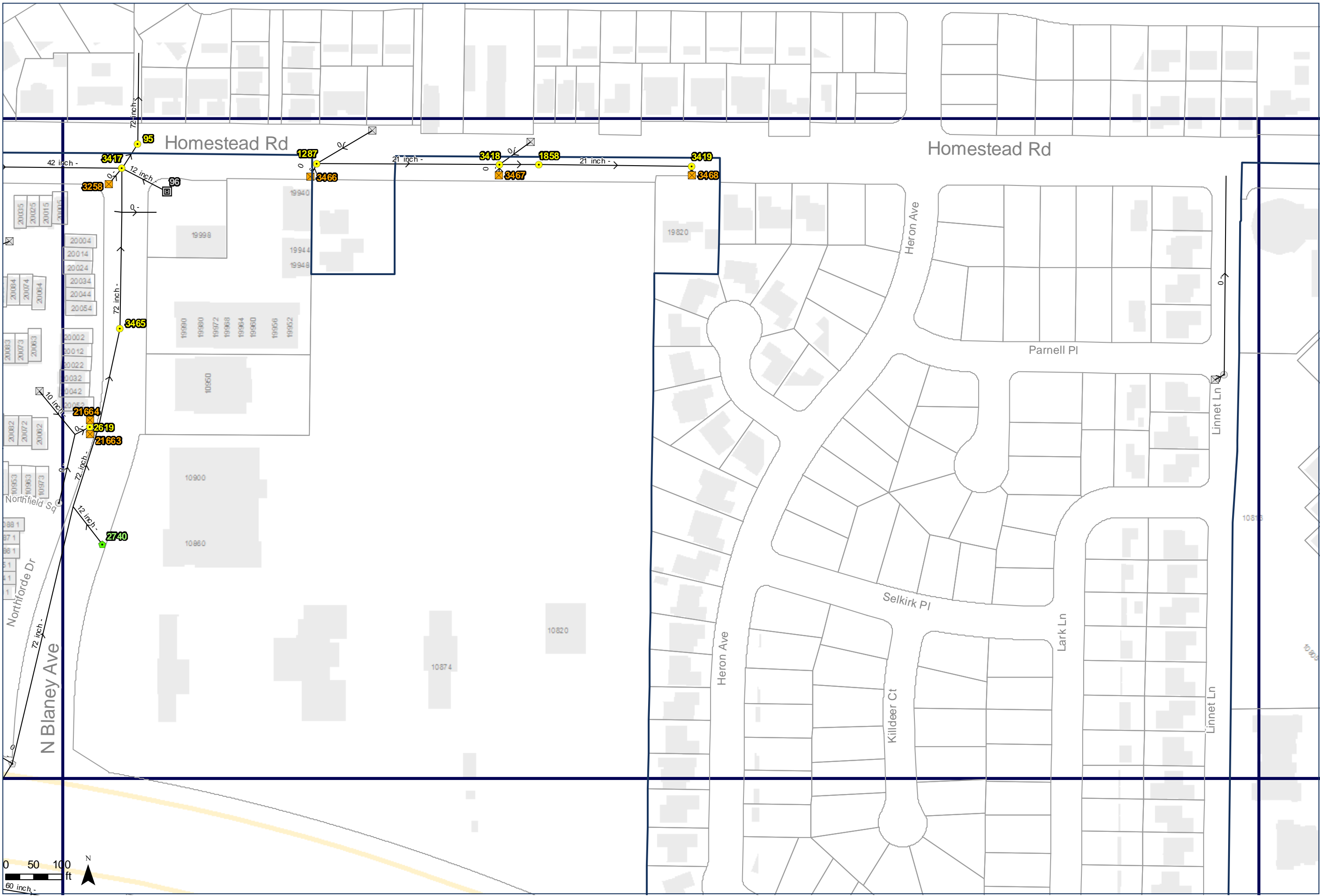
- Cupertino Structures**
- In Fall
  - ▣ Area Drain
  - BubbleUp
  - ⊗ Catch Basin
  - Clean Out
  - ⊕ Drop Inlet
  - ⊕ Dry Well
  - ⊕ Energy Dissipator
  - ⊕ Inlet Culvert
  - ⊕ Intercept Separator
  - Manhole
  - Outfall
  - ⬛ Pump Station
  - ⊕ Thru Curb Drain
  - ⊗ Treatment Device
  - ⊗ Unknown
  - ➔ Mains
- Private Structures**
- ▣ Area Drain
  - BubbleUp
  - ⊗ Catch Basin
  - Clean Out
  - ⊕ Drop Inlet
  - ⊕ Dry Well
  - ⊕ Energy Dissipator
  - ⊕ Inlet Culvert
  - ⊕ Intercept Separator
  - Manhole
  - Outfall
  - ⬛ Pump Station
  - ⊕ Thru Curb Drain
  - ⊗ Treatment Device
  - ⊗ Unknown



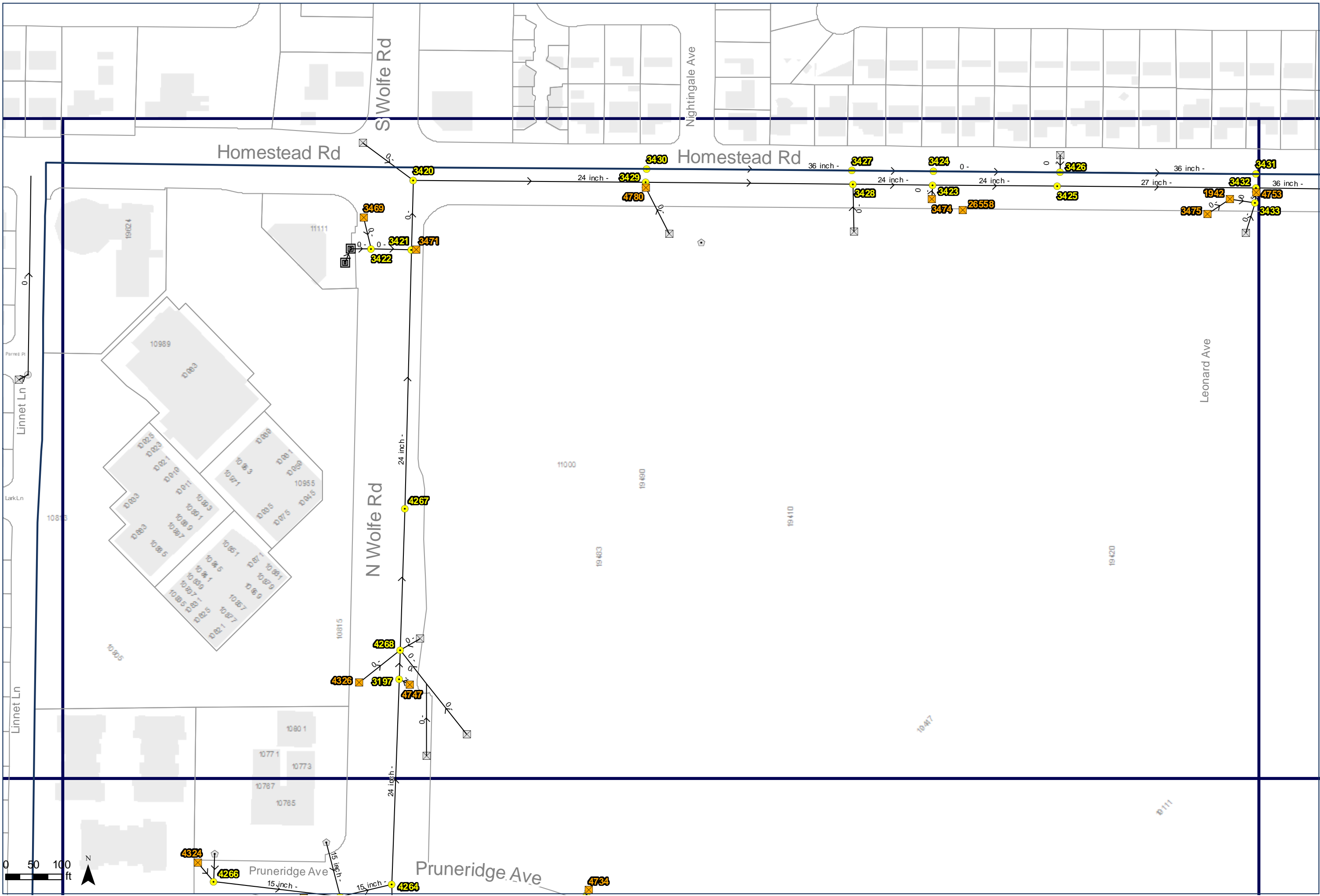


- Cupertino Structures**
- In Fall
  - ▣ Area Drain
  - BubbleUp
  - ⊗ Catch Basin
  - Clean Out
  - Drop Inlet
  - ⊕ Dry Well
  - ⊖ Energy Dissipator
  - ⊖ Inlet Culvert
  - ⊕ Intercept Separator
  - Manhole
  - Outfall
  - ⊖ Pump Station
  - ⊖ Thru Curb Drain
  - ⊖ Treatment Device
  - ⊖ Unknown
  - ⊖ Mains
- Private Structures**
- ▣ Area Drain
  - BubbleUp
  - ⊗ Catch Basin
  - Clean Out
  - Drop Inlet
  - ⊕ Dry Well
  - ⊖ Energy Dissipator
  - ⊖ Inlet Culvert
  - ⊕ Intercept Separator
  - Manhole
  - Outfall
  - ⊖ Pump Station
  - ⊖ Thru Curb Drain
  - ⊖ Treatment Device
  - ⊖ Unknown





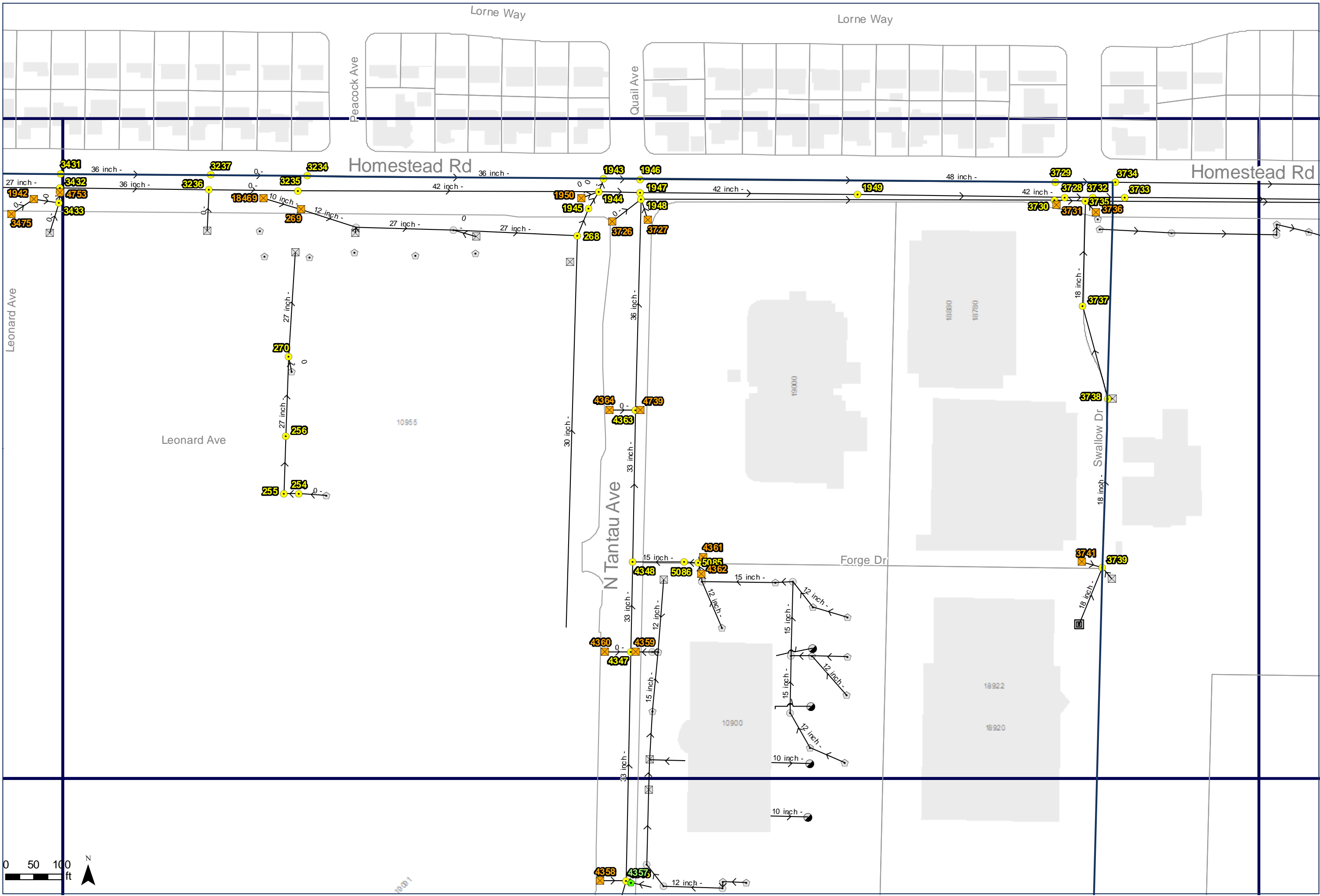
- Cupertino Structures**
- In Fall
  - Area Drain
  - BubbleUp
  - Catch Basin
  - Clean Out
  - Drop Inlet
  - Dry Well
  - Energy Dissipator
  - Inlet Culvert
  - Intercept Separator
  - Manhole
  - Outfall
  - Pump Station
  - Thru Curb Drain
  - Treatment Device
  - Unknown
  - Mains
- Private Structures**
- Area Drain
  - BubbleUp
  - Catch Basin
  - Clean Out
  - Drop Inlet
  - Dry Well
  - Energy Dissipator
  - Inlet Culvert
  - Intercept Separator
  - Manhole
  - Outfall
  - Pump Station
  - Thru Curb Drain
  - Treatment Device
  - Unknown






- Cupertino Structures**
- In Fall
  - Area Drain
  - BubbleUp
  - Catch Basin
  - Clean Out
  - Drop Inlet
  - Dry Well
  - Energy Dissipator
  - Inlet Culvert
  - Intercept Separator
  - Manhole
  - Outfall
  - Pump Station
  - Thru Curb Drain
  - Treatment Device
  - Unknown
  - Mains
- Private Structures**
- Area Drain
  - BubbleUp
  - Catch Basin
  - Clean Out
  - Drop Inlet
  - Dry Well
  - Energy Dissipator
  - Inlet Culvert
  - Intercept Separator
  - Manhole
  - Outfall
  - Pump Station
  - Thru Curb Drain
  - Treatment Device
  - Unknown



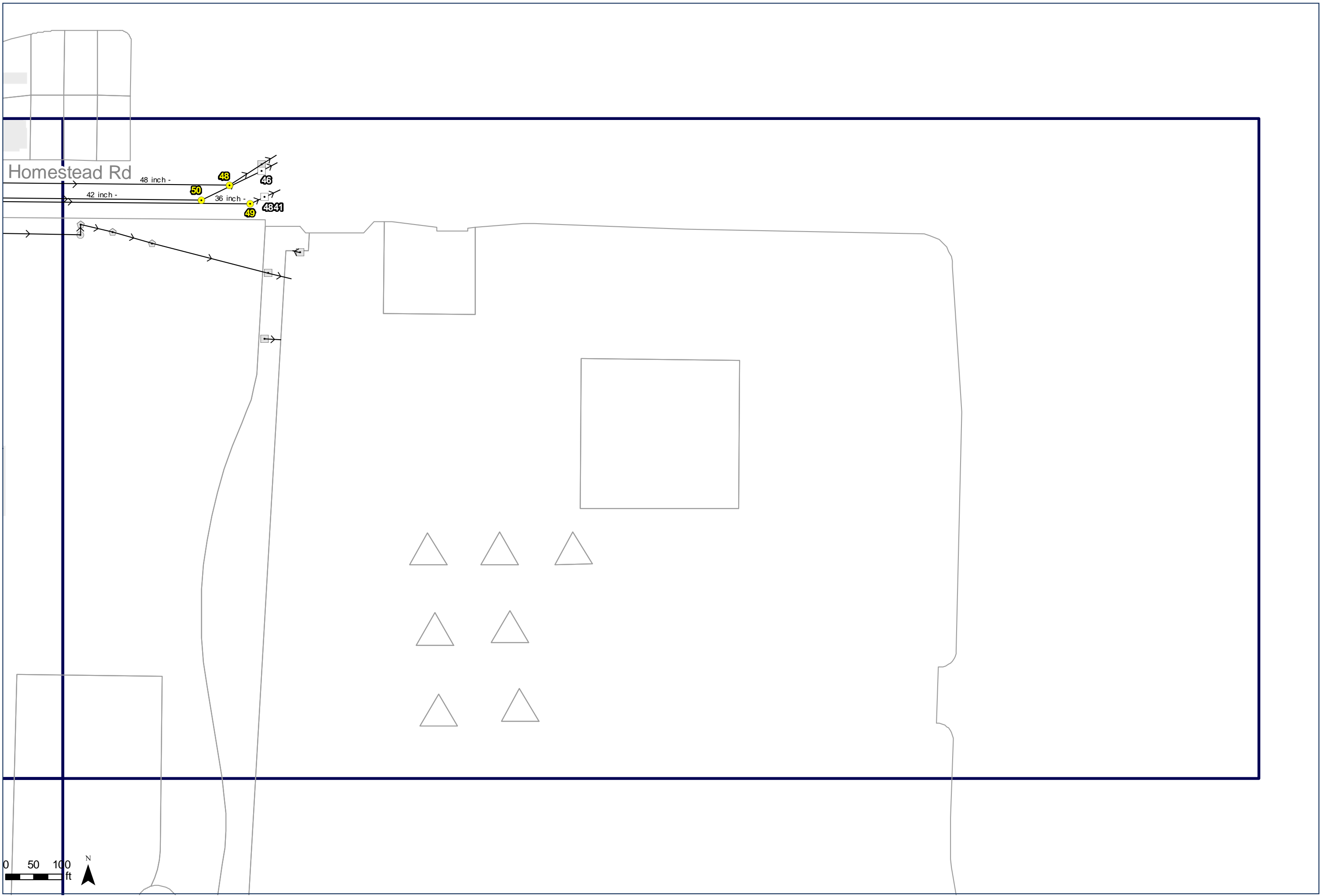


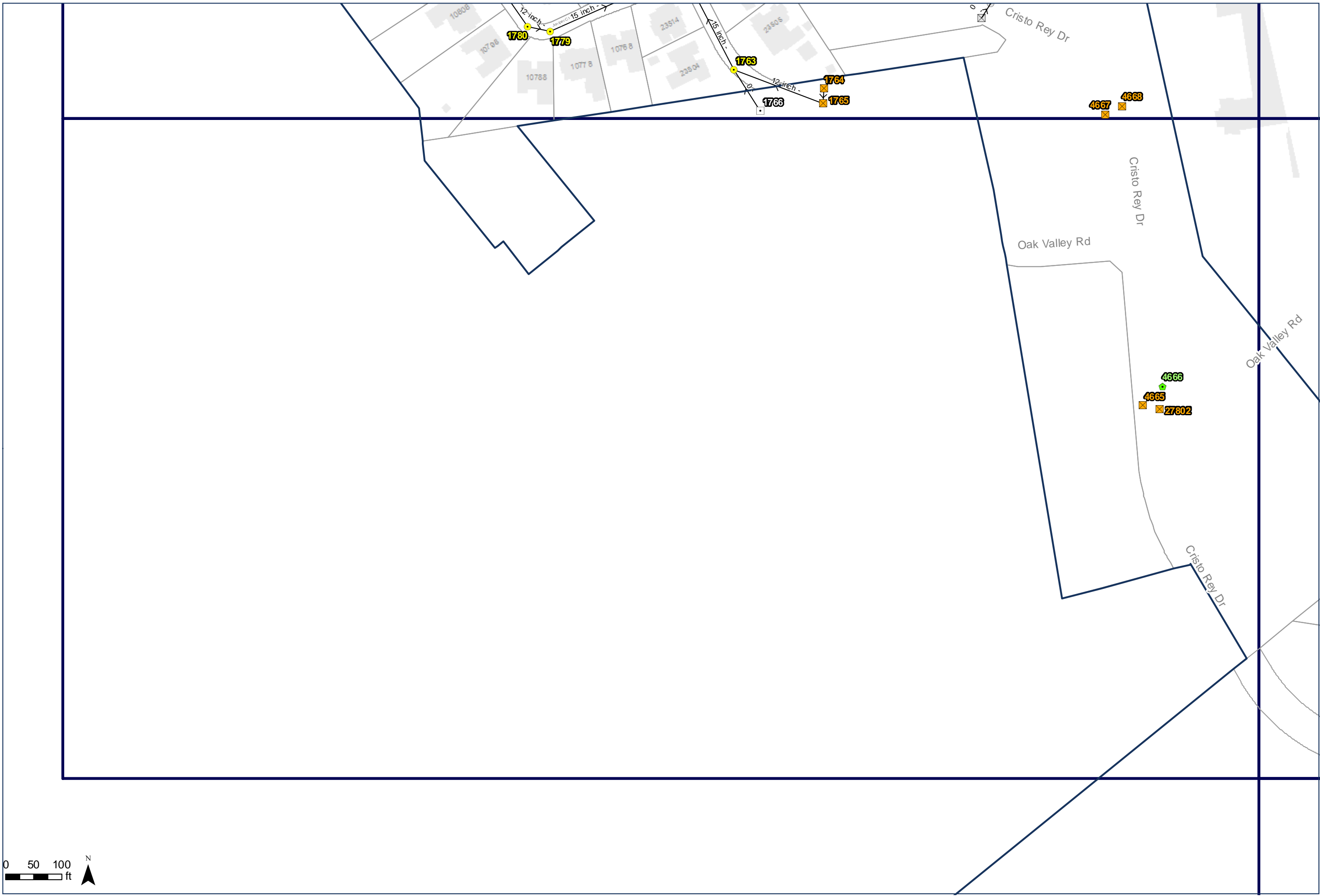


- Cupertino Structures**
- In Fall
  - Area Drain
  - BubbleUp
  - Catch Basin
  - Clean Out
  - Drop Inlet
  - Dry Well
  - Energy Dissipator
  - Inlet Culvert
  - Intercept Separator
  - Manhole
  - Outfall
  - Pump Station
  - Thru Curb Drain
  - Treatment Device
  - Unknown
  - Mains
- Private Structures**
- Area Drain
  - BubbleUp
  - Catch Basin
  - Clean Out
  - Drop Inlet
  - Dry Well
  - Energy Dissipator
  - Inlet Culvert
  - Intercept Separator
  - Manhole
  - Outfall
  - Pump Station
  - Thru Curb Drain
  - Treatment Device
  - Unknown

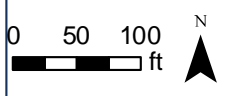
- Cupertino Structures**
-  In Fall
  -  Area Drain
  -  BubbleUp
  -  Catch Basin
  -  Clean Out
  -  Drop Inlet
  -  Dry Well
  -  Energy Dissipator
  -  Inlet Culvert
  -  Intercept Separator
  -  Manhole
  -  Outfall
  -  Pump Station
  -  Thru Curb Drain
  -  Treatment Device
  -  Unknown
  -  Mains

- Private Structures**
-  Area Drain
  -  BubbleUp
  -  Catch Basin
  -  Clean Out
  -  Drop Inlet
  -  Dry Well
  -  Energy Dissipator
  -  Inlet Culvert
  -  Intercept Separator
  -  Manhole
  -  Outfall
  -  Pump Station
  -  Thru Curb Drain
  -  Treatment Device
  -  Unknown

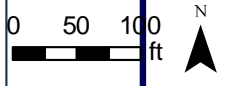
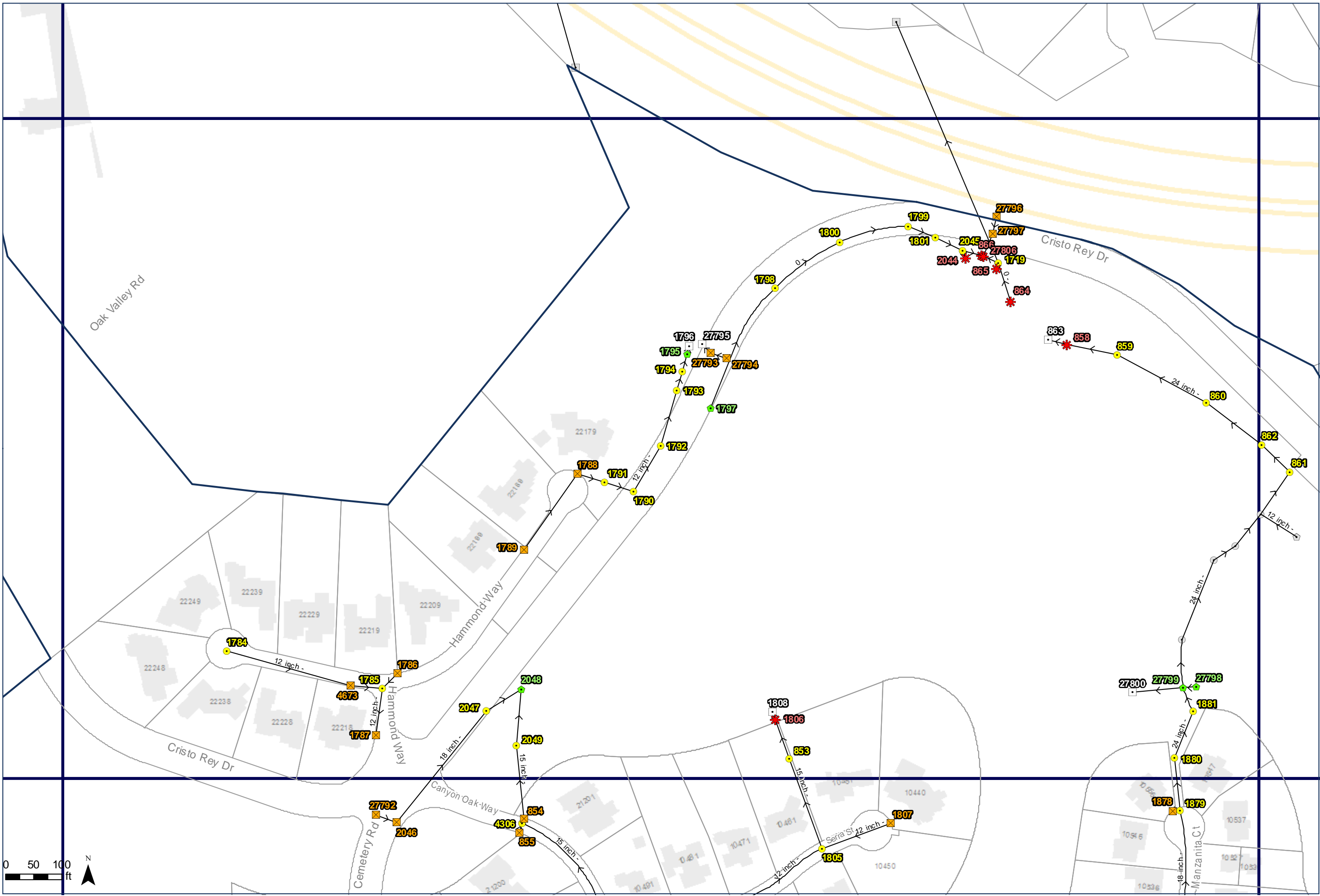




- Cupertino Structures**
- In Fall
  - Area Drain
  - BubbleUp
  - Catch Basin
  - Clean Out
  - Drop Inlet
  - Dry Well
  - Energy Dissipator
  - Inlet Culvert
  - Intercept Separator
  - Manhole
  - Outfall
  - Pump Station
  - Thru Curb Drain
  - Treatment Device
  - Unknown
  - Mains
- Private Structures**
- Area Drain
  - BubbleUp
  - Catch Basin
  - Clean Out
  - Drop Inlet
  - Dry Well
  - Energy Dissipator
  - Inlet Culvert
  - Intercept Separator
  - Manhole
  - Outfall
  - Pump Station
  - Thru Curb Drain
  - Treatment Device
  - Unknown

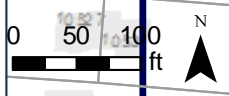


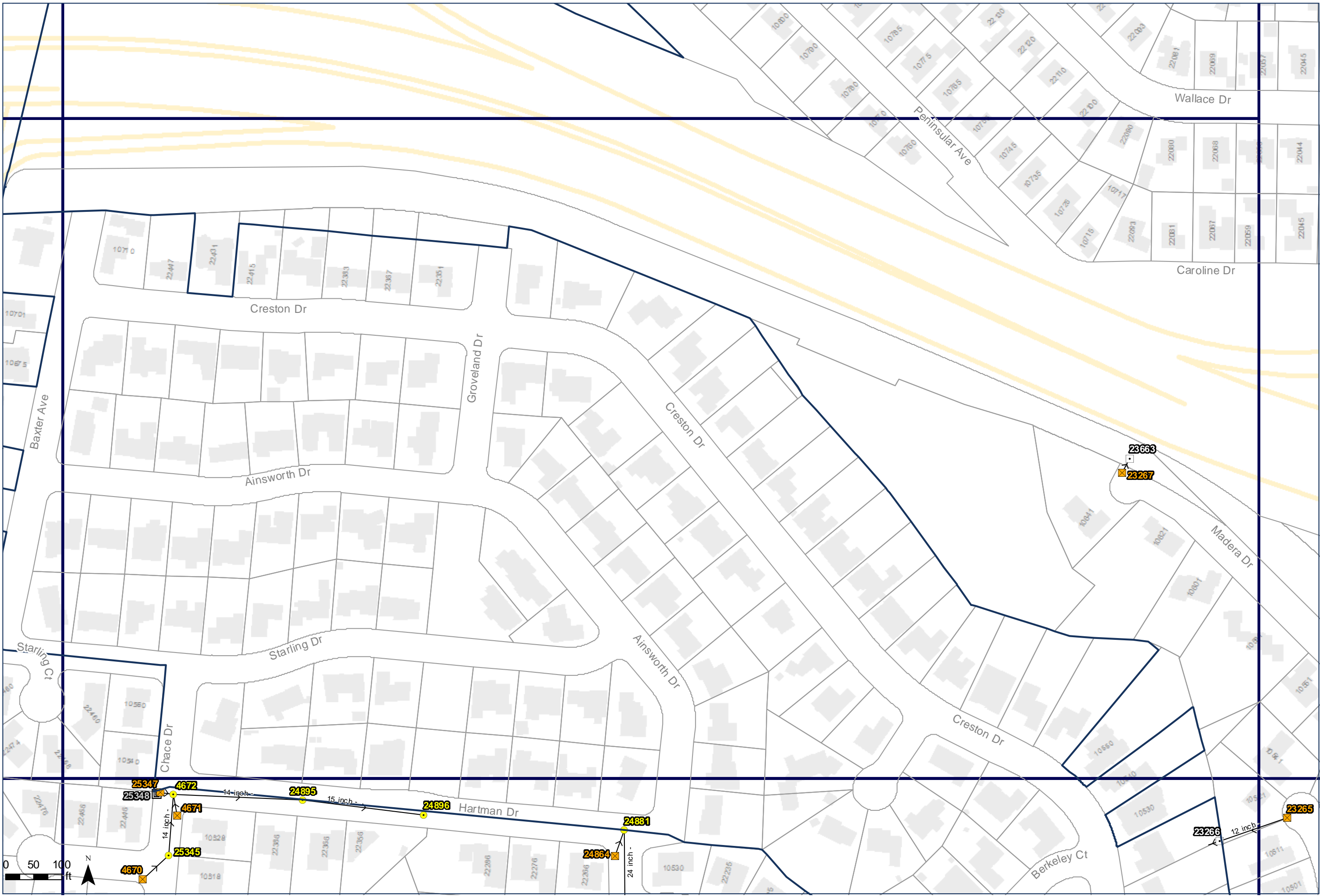
- Cupertino Structures**
- In Fall
  - Area Drain
  - BubbleUp
  - Catch Basin
  - Clean Out
  - Drop Inlet
  - Dry Well
  - Energy Dissipator
  - Inlet Culvert
  - Intercept Separator
  - Manhole
  - Outfall
  - Pump Station
  - Thru Curb Drain
  - Treatment Device
  - Unknown
  - Mains
- Private Structures**
- Area Drain
  - BubbleUp
  - Catch Basin
  - Clean Out
  - Drop Inlet
  - Dry Well
  - Energy Dissipator
  - Inlet Culvert
  - Intercept Separator
  - Manhole
  - Outfall
  - Pump Station
  - Thru Curb Drain
  - Treatment Device
  - Unknown



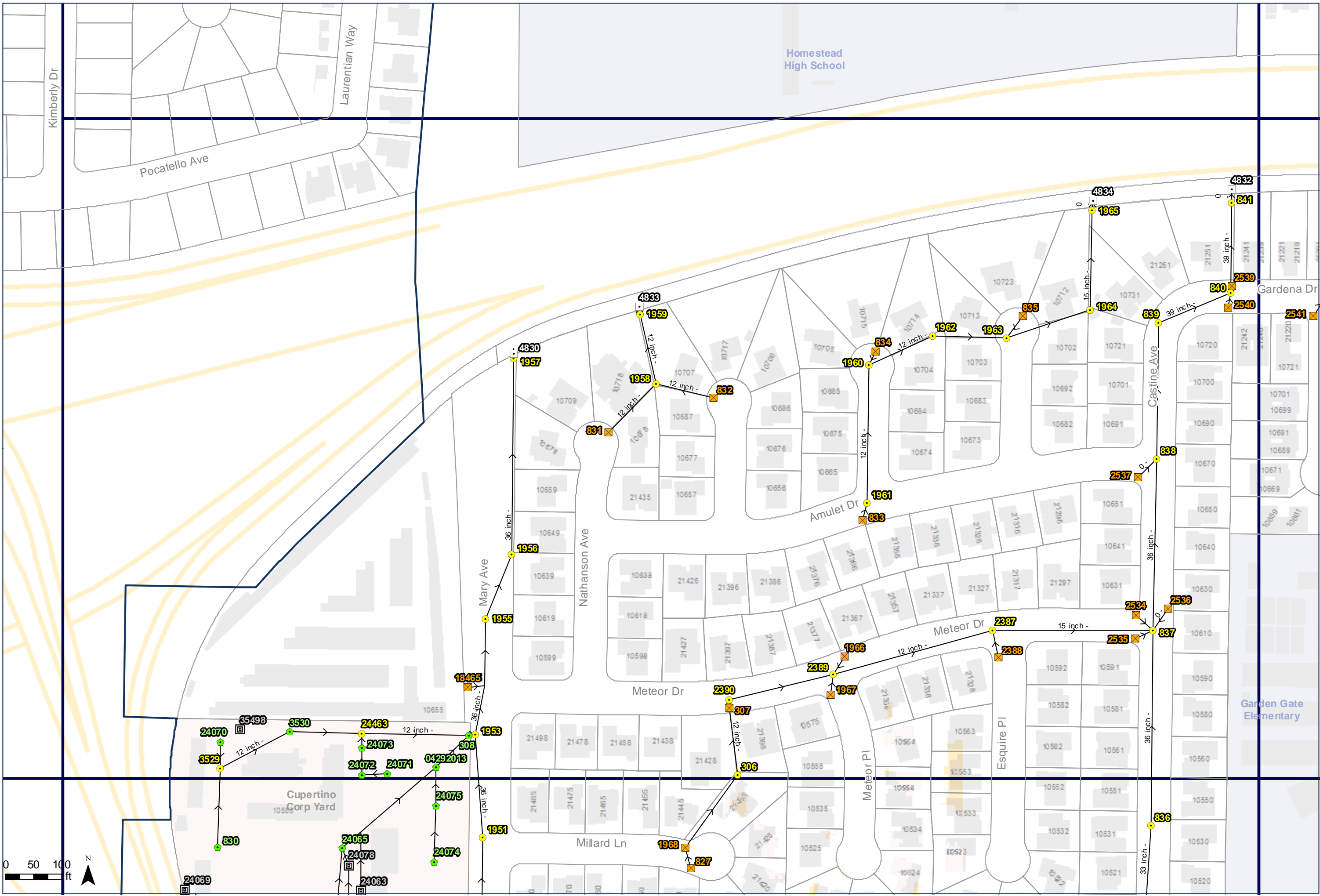


- Cupertino Structures**
- In Fall
  - Area Drain
  - BubbleUp
  - Catch Basin
  - Clean Out
  - Drop Inlet
  - Dry Well
  - Energy Dissipator
  - Inlet Culvert
  - Intercept Separator
  - Manhole
  - Outfall
  - Pump Station
  - Thru Curb Drain
  - Treatment Device
  - Unknown
  - Mains
- Private Structures**
- Area Drain
  - BubbleUp
  - Catch Basin
  - Clean Out
  - Drop Inlet
  - Dry Well
  - Energy Dissipator
  - Inlet Culvert
  - Intercept Separator
  - Manhole
  - Outfall
  - Pump Station
  - Thru Curb Drain
  - Treatment Device
  - Unknown

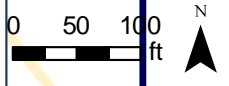


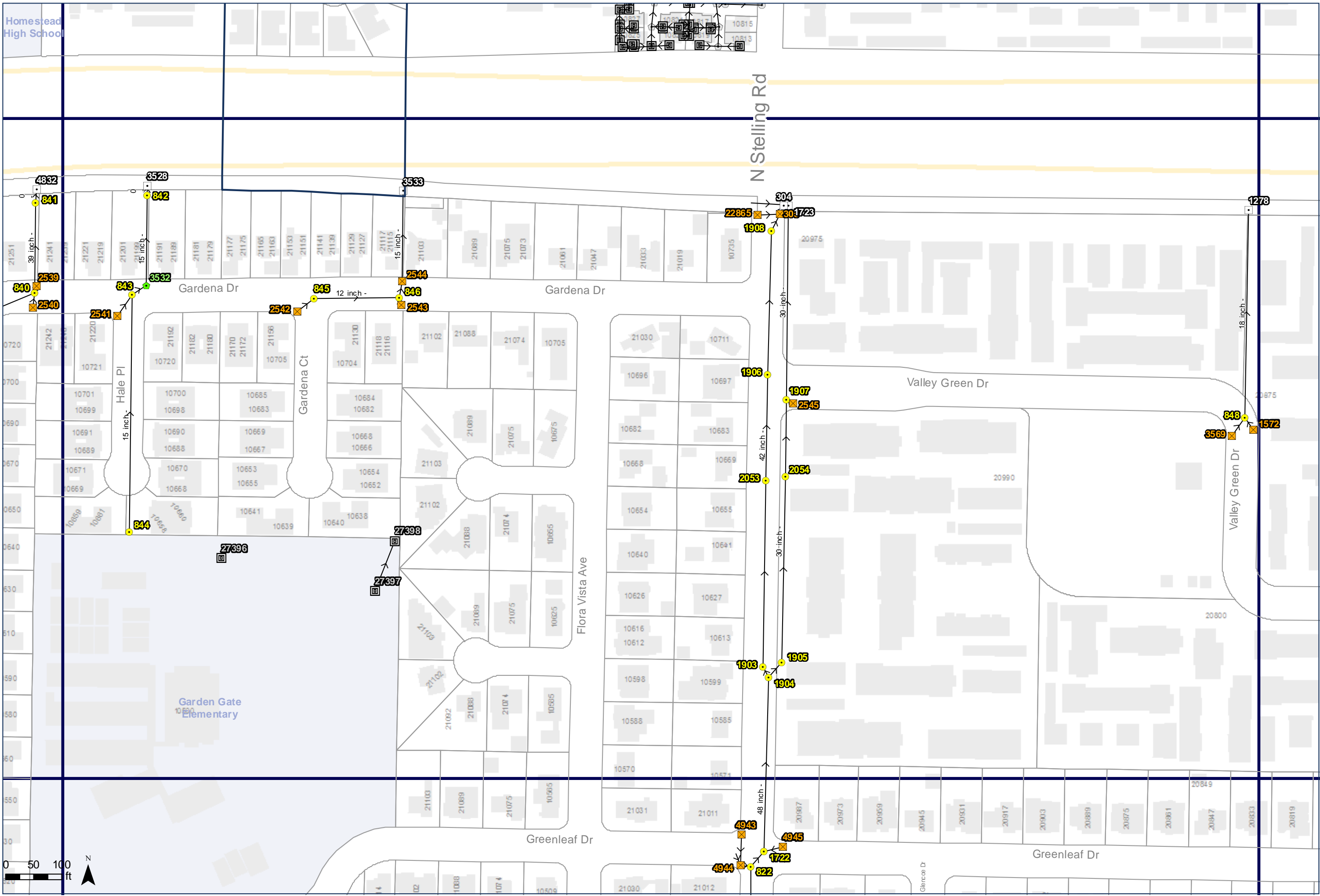


- Cupertino Structures**
- In Fall
  - ▣ Area Drain
  - ⊙ BubbleUp
  - ⊠ Catch Basin
  - ⊖ Clean Out
  - ⊕ Drop Inlet
  - ⊗ Dry Well
  - ⊙ Energy Dissipator
  - ⊠ Inlet Culvert
  - ⊕ Intercept Separator
  - Manhole
  - Outfall
  - ⬛ Pump Station
  - ⊕ Thru Curb Drain
  - ⊠ Treatment Device
  - ✳ Unknown
  - Mains
- Private Structures**
- ▣ Area Drain
  - ⊙ BubbleUp
  - ⊠ Catch Basin
  - ⊖ Clean Out
  - ⊕ Drop Inlet
  - ⊗ Dry Well
  - ⊙ Energy Dissipator
  - ⊠ Inlet Culvert
  - ⊕ Intercept Separator
  - Manhole
  - Outfall
  - ⬛ Pump Station
  - ⊕ Thru Curb Drain
  - ⊠ Treatment Device
  - ✳ Unknown



- Cupertino Structures**
- In Fall
  - Area Drain
  - BubbleUp
  - Catch Basin
  - Clean Out
  - Drop Inlet
  - Dry Well
  - Energy Dissipator
  - Inlet Culvert
  - Intercept Separator
  - Manhole
  - Outfall
  - Pump Station
  - Thru Curb Drain
  - Treatment Device
  - Unknown
  - Mains
- Private Structures**
- Area Drain
  - BubbleUp
  - Catch Basin
  - Clean Out
  - Drop Inlet
  - Dry Well
  - Energy Dissipator
  - Inlet Culvert
  - Intercept Separator
  - Manhole
  - Outfall
  - Pump Station
  - Thru Curb Drain
  - Treatment Device
  - Unknown





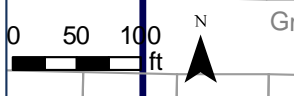
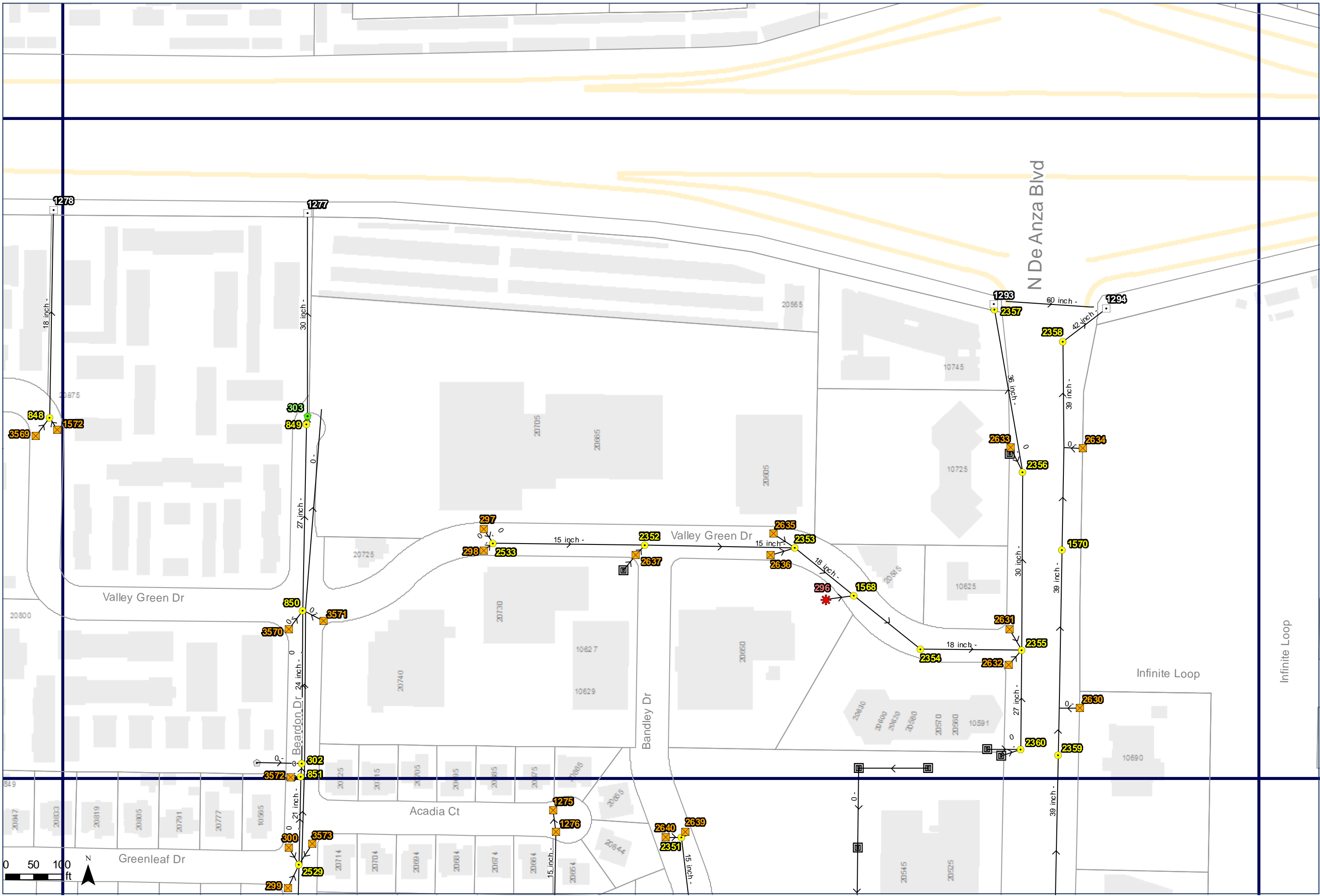
- Cupertino Structures**
- In Fall
  - Area Drain
  - BubbleUp
  - Catch Basin
  - Clean Out
  - Drop Inlet
  - Dry Well
  - Energy Dissipator
  - Inlet Culvert
  - Intercept Separator
  - Manhole
  - Outfall
  - Pump Station
  - Thru Curb Drain
  - Treatment Device
  - Unknown
  - Mains

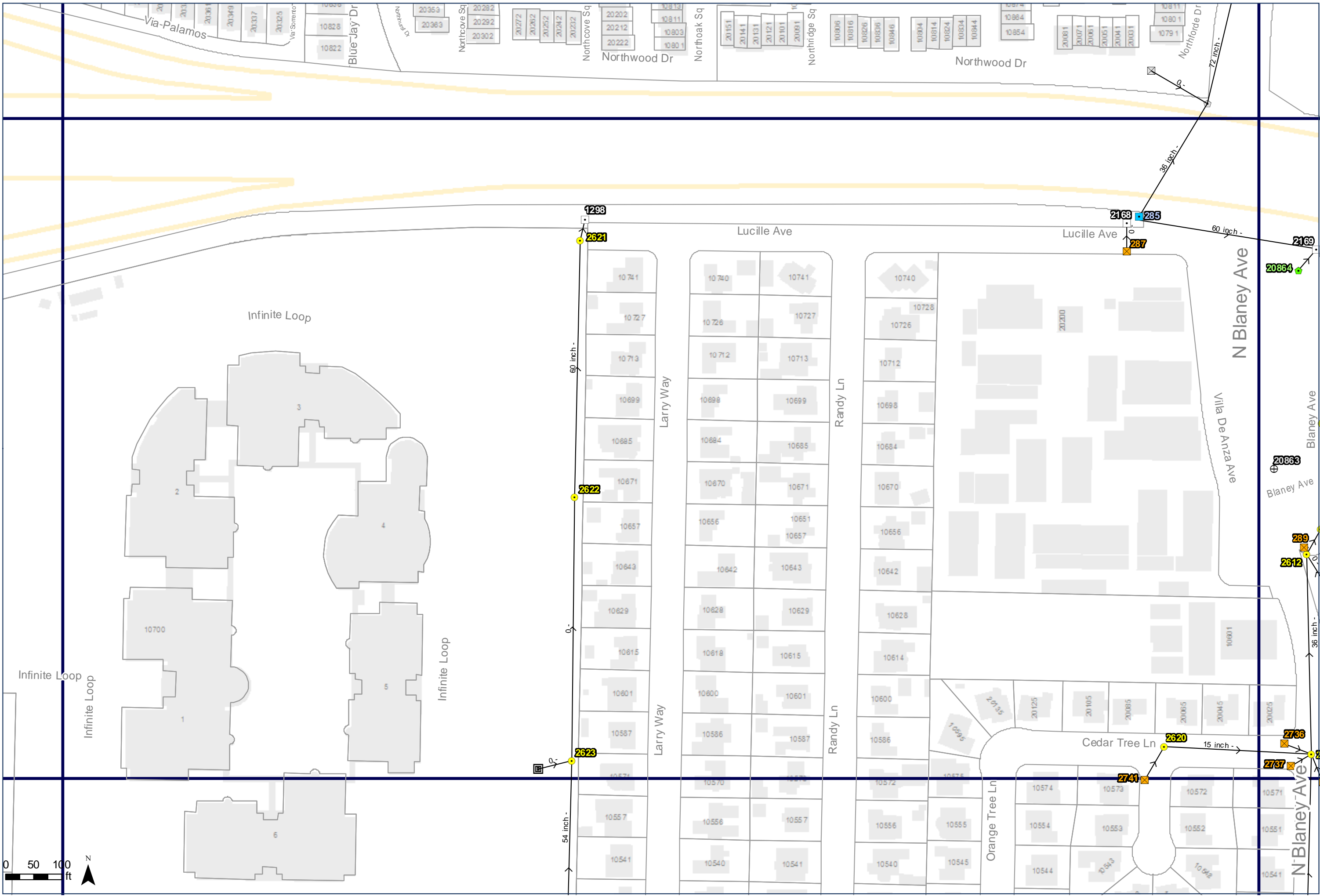
- Private Structures**
- Area Drain
  - BubbleUp
  - Catch Basin
  - Clean Out
  - Drop Inlet
  - Dry Well
  - Energy Dissipator
  - Inlet Culvert
  - Intercept Separator
  - Manhole
  - Outfall
  - Pump Station
  - Thru Curb Drain
  - Treatment Device
  - Unknown






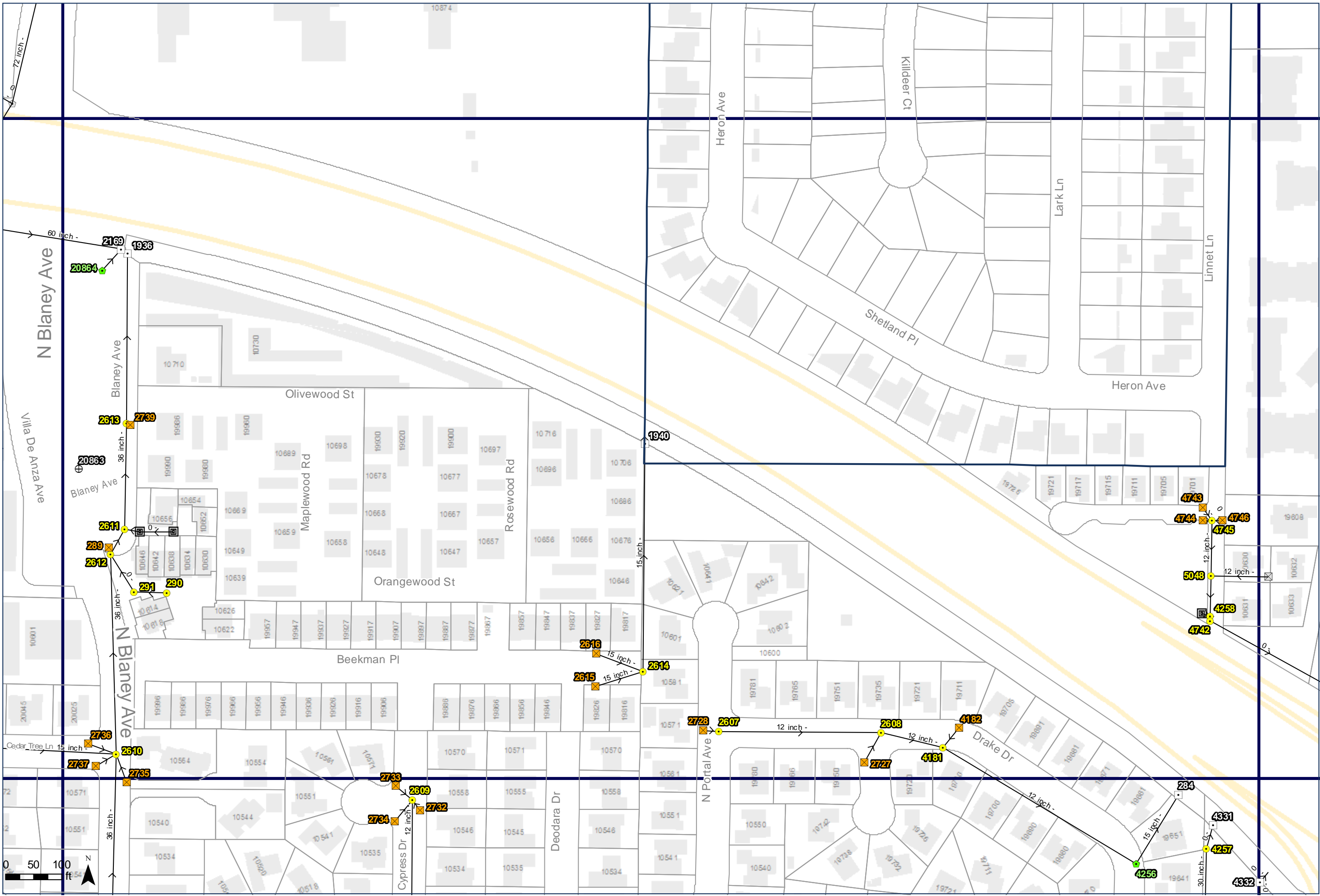
- Cupertino Structures**
- In Fall
  - Area Drain
  - BubbleUp
  - Catch Basin
  - Clean Out
  - Drop Inlet
  - Dry Well
  - Energy Dissipator
  - Inlet Culvert
  - Intercept Separator
  - Manhole
  - Outfall
  - Pump Station
  - Thru Curb Drain
  - Treatment Device
  - Unknown
  - Mains
- Private Structures**
- Area Drain
  - BubbleUp
  - Catch Basin
  - Clean Out
  - Drop Inlet
  - Dry Well
  - Energy Dissipator
  - Inlet Culvert
  - Intercept Separator
  - Manhole
  - Outfall
  - Pump Station
  - Thru Curb Drain
  - Treatment Device
  - Unknown





- Cupertino Structures**
- In Fall
  - ▣ Area Drain
  - ⊙ BubbleUp
  - ⊠ Catch Basin
  - ⊖ Clean Out
  - ⊕ Drop Inlet
  - ⊗ Dry Well
  - ⊙ Energy Dissipator
  - ⊕ Inlet Culvert
  - ⊕ Intercept Separator
  - ⊙ Manhole
  - ⊙ Outfall
  - ⊙ Pump Station
  - ⊕ Thru Curb Drain
  - ⊠ Treatment Device
  - ⊙ Unknown
  - ⊙ Mains
- Private Structures**
- ▣ Area Drain
  - ⊙ BubbleUp
  - ⊠ Catch Basin
  - ⊖ Clean Out
  - ⊕ Drop Inlet
  - ⊗ Dry Well
  - ⊙ Energy Dissipator
  - ⊕ Inlet Culvert
  - ⊕ Intercept Separator
  - ⊙ Manhole
  - ⊙ Outfall
  - ⊙ Pump Station
  - ⊕ Thru Curb Drain
  - ⊠ Treatment Device
  - ⊙ Unknown






- Cupertino Structures**
- In Fall
  - Area Drain
  - BubbleUp
  - Catch Basin
  - Clean Out
  - Drop Inlet
  - Dry Well
  - Energy Dissipator
  - Inlet Culvert
  - Intercept Separator
  - Manhole
  - Outfall
  - Pump Station
  - Thru Curb Drain
  - Treatment Device
  - Unknown
  - Mains
- Private Structures**
- Area Drain
  - BubbleUp
  - Catch Basin
  - Clean Out
  - Drop Inlet
  - Dry Well
  - Energy Dissipator
  - Inlet Culvert
  - Intercept Separator
  - Manhole
  - Outfall
  - Pump Station
  - Thru Curb Drain
  - Treatment Device
  - Unknown

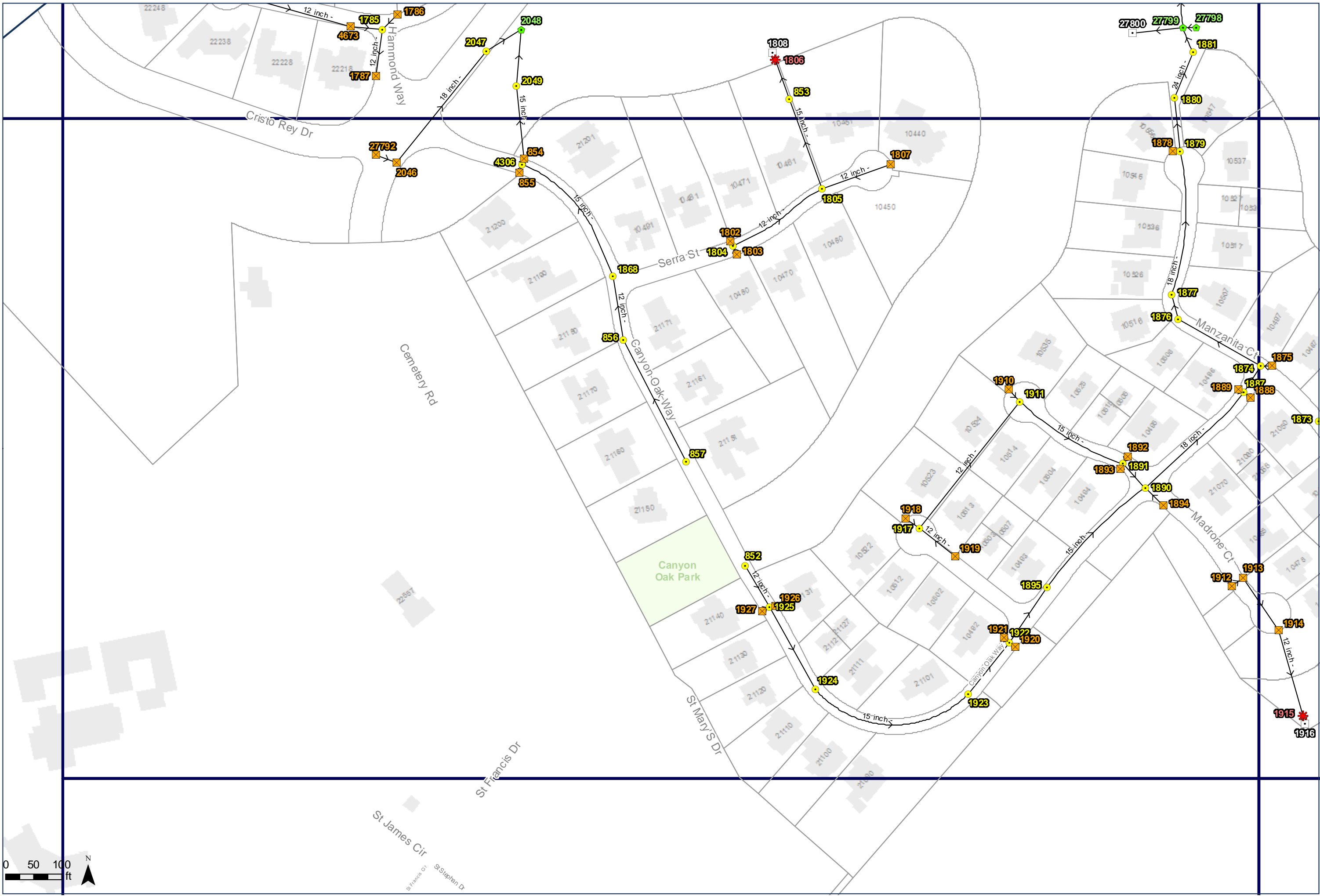


- Cupertino Structures**
- In Fall
  - Area Drain
  - BubbleUp
  - Catch Basin
  - Clean Out
  - Drop Inlet
  - Dry Well
  - Energy Dissipator
  - Inlet Culvert
  - Intercept Separator
  - Manhole
  - Outfall
  - Pump Station
  - Thru Curb Drain
  - Treatment Device
  - Unknown
  - Mains
- Private Structures**
- Area Drain
  - BubbleUp
  - Catch Basin
  - Clean Out
  - Drop Inlet
  - Dry Well
  - Energy Dissipator
  - Inlet Culvert
  - Intercept Separator
  - Manhole
  - Outfall
  - Pump Station
  - Thru Curb Drain
  - Treatment Device
  - Unknown

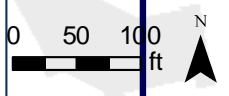
- In Fall
- Area Drain
- BubbleUp
- Catch Basin
- Clean Out
- Drop Inlet
- Dry Well
- Energy Dissipator
- Inlet Culvert
- Intercept Separator
- Manhole
- Outfall
- Pump Station
- Thru Curb Drain
- Treatment Device
- Unknown
- Mains

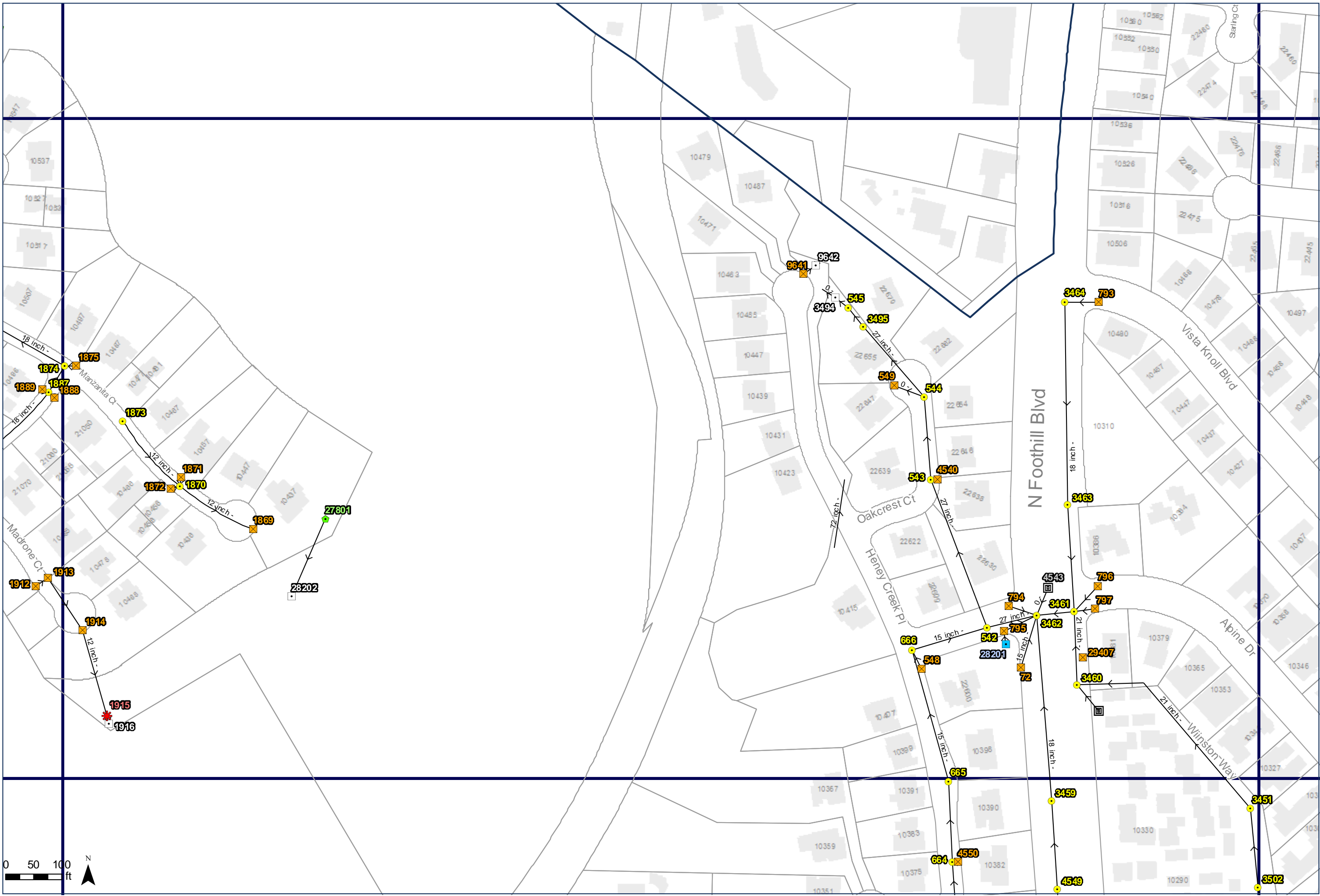
- Private Structures**
- Area Drain
- BubbleUp
- Catch Basin
- Clean Out
- Drop Inlet
- Dry Well
- Energy Dissipator
- Inlet Culvert
- Intercept Separator
- Manhole
- Outfall
- Pump Station
- Thru Curb Drain
- Treatment Device
- Unknown



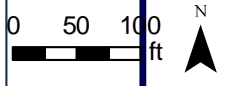


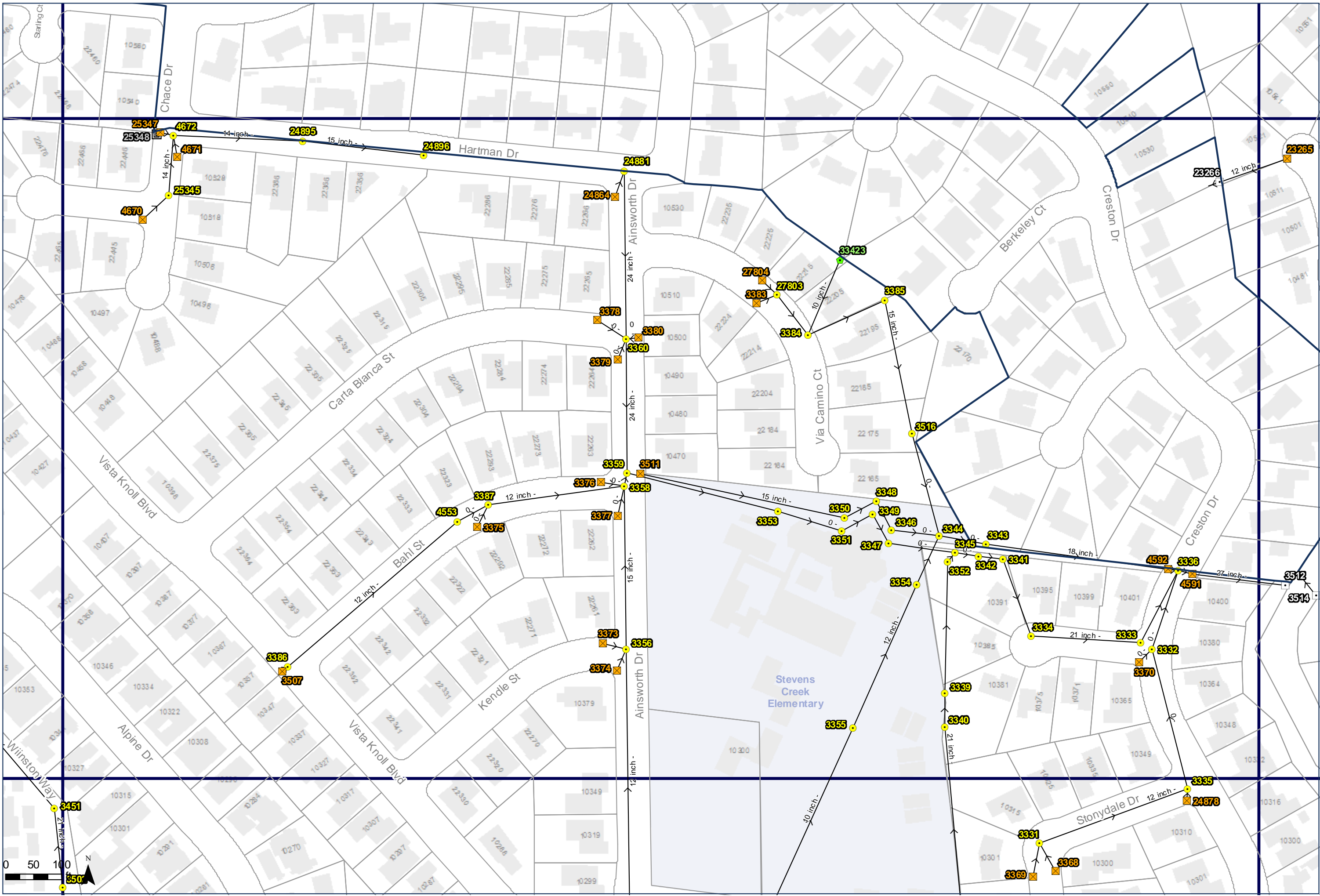
- Cupertino Structures**
- In Fall
  - Area Drain
  - BubbleUp
  - Catch Basin
  - Clean Out
  - Drop Inlet
  - Dry Well
  - Energy Dissipator
  - Inlet Culvert
  - Intercept Separator
  - Manhole
  - Outfall
  - Pump Station
  - Thru Curb Drain
  - Treatment Device
  - Unknown
  - Mains
- Private Structures**
- Area Drain
  - BubbleUp
  - Catch Basin
  - Clean Out
  - Drop Inlet
  - Dry Well
  - Energy Dissipator
  - Inlet Culvert
  - Intercept Separator
  - Manhole
  - Outfall
  - Pump Station
  - Thru Curb Drain
  - Treatment Device
  - Unknown



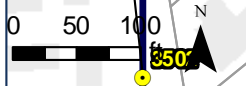


- Cupertino Structures**
- In Fall
  - Area Drain
  - BubbleUp
  - Catch Basin
  - Clean Out
  - Drop Inlet
  - Dry Well
  - Energy Dissipator
  - Inlet Culvert
  - Intercept Separator
  - Manhole
  - Outfall
  - Pump Station
  - Thru Curb Drain
  - Treatment Device
  - Unknown
  - Mains
- Private Structures**
- Area Drain
  - BubbleUp
  - Catch Basin
  - Clean Out
  - Drop Inlet
  - Dry Well
  - Energy Dissipator
  - Inlet Culvert
  - Intercept Separator
  - Manhole
  - Outfall
  - Pump Station
  - Thru Curb Drain
  - Treatment Device
  - Unknown



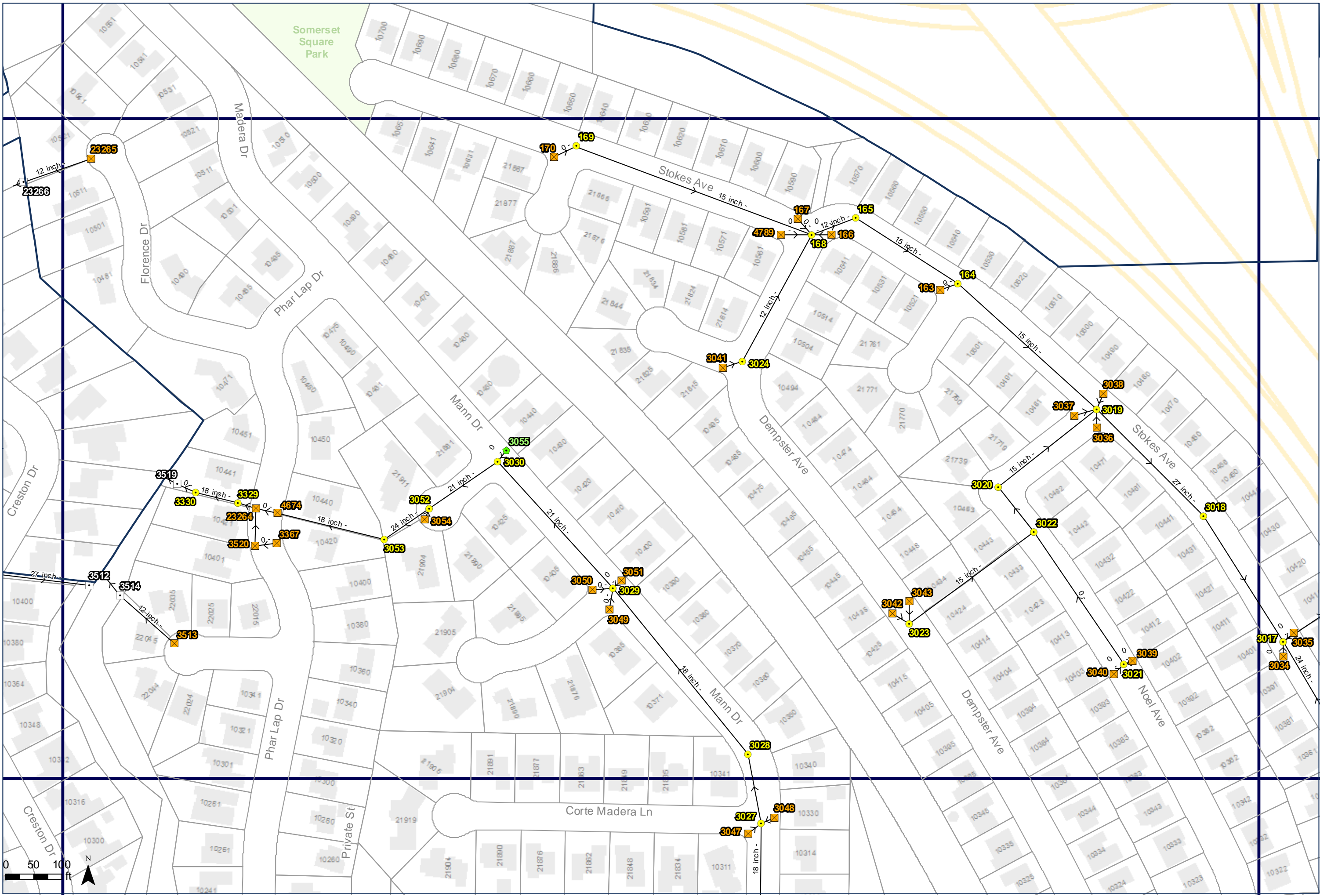


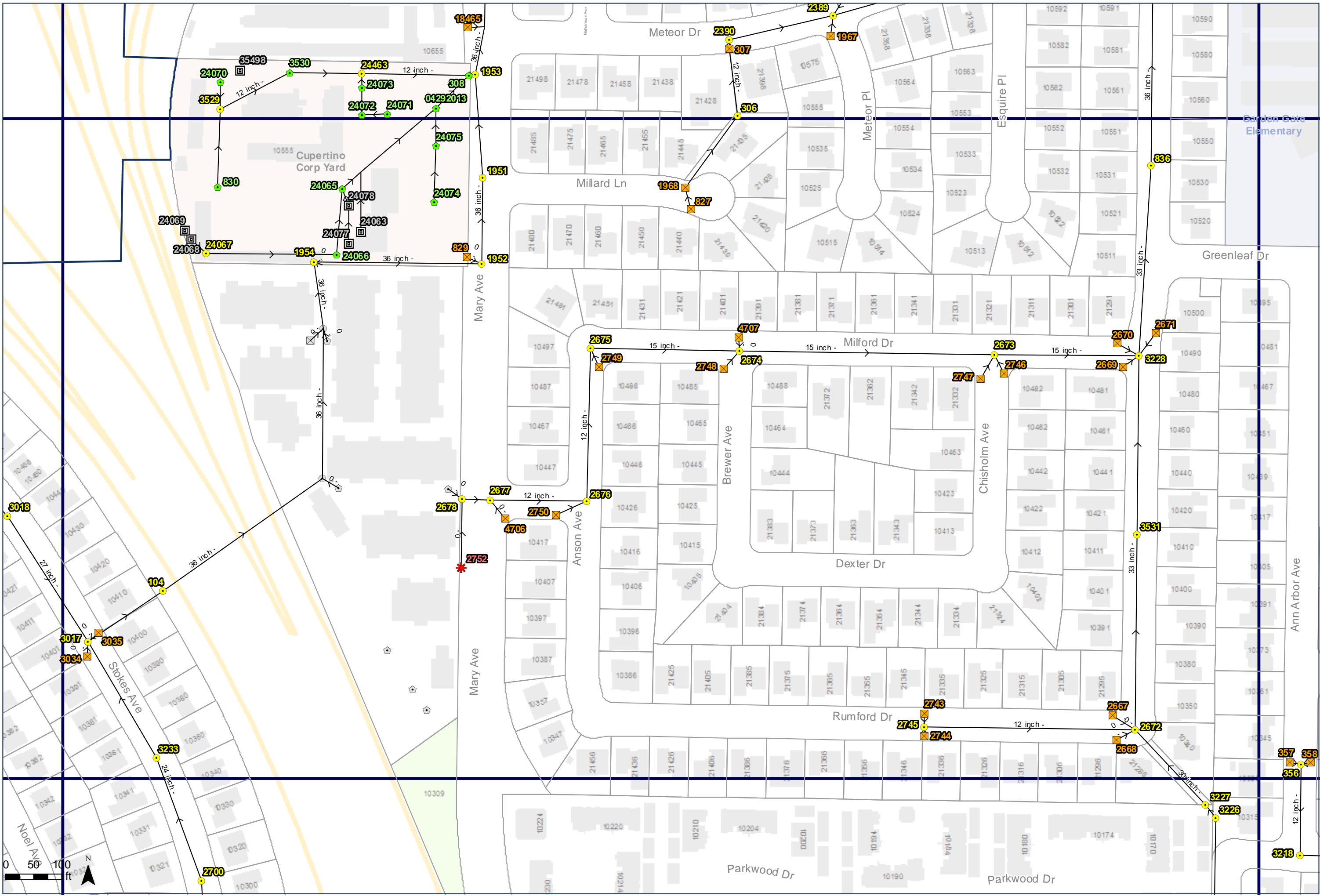
- Cupertino Structures**
- In Fall
  - Area Drain
  - BubbleUp
  - Catch Basin
  - Clean Out
  - Drop Inlet
  - Dry Well
  - Energy Dissipator
  - Inlet Culvert
  - Intercept Separator
  - Manhole
  - Outfall
  - Pump Station
  - Thru Curb Drain
  - Treatment Device
  - Unknown
  - Mains
- Private Structures**
- Area Drain
  - BubbleUp
  - Catch Basin
  - Clean Out
  - Drop Inlet
  - Dry Well
  - Energy Dissipator
  - Inlet Culvert
  - Intercept Separator
  - Manhole
  - Outfall
  - Pump Station
  - Thru Curb Drain
  - Treatment Device
  - Unknown



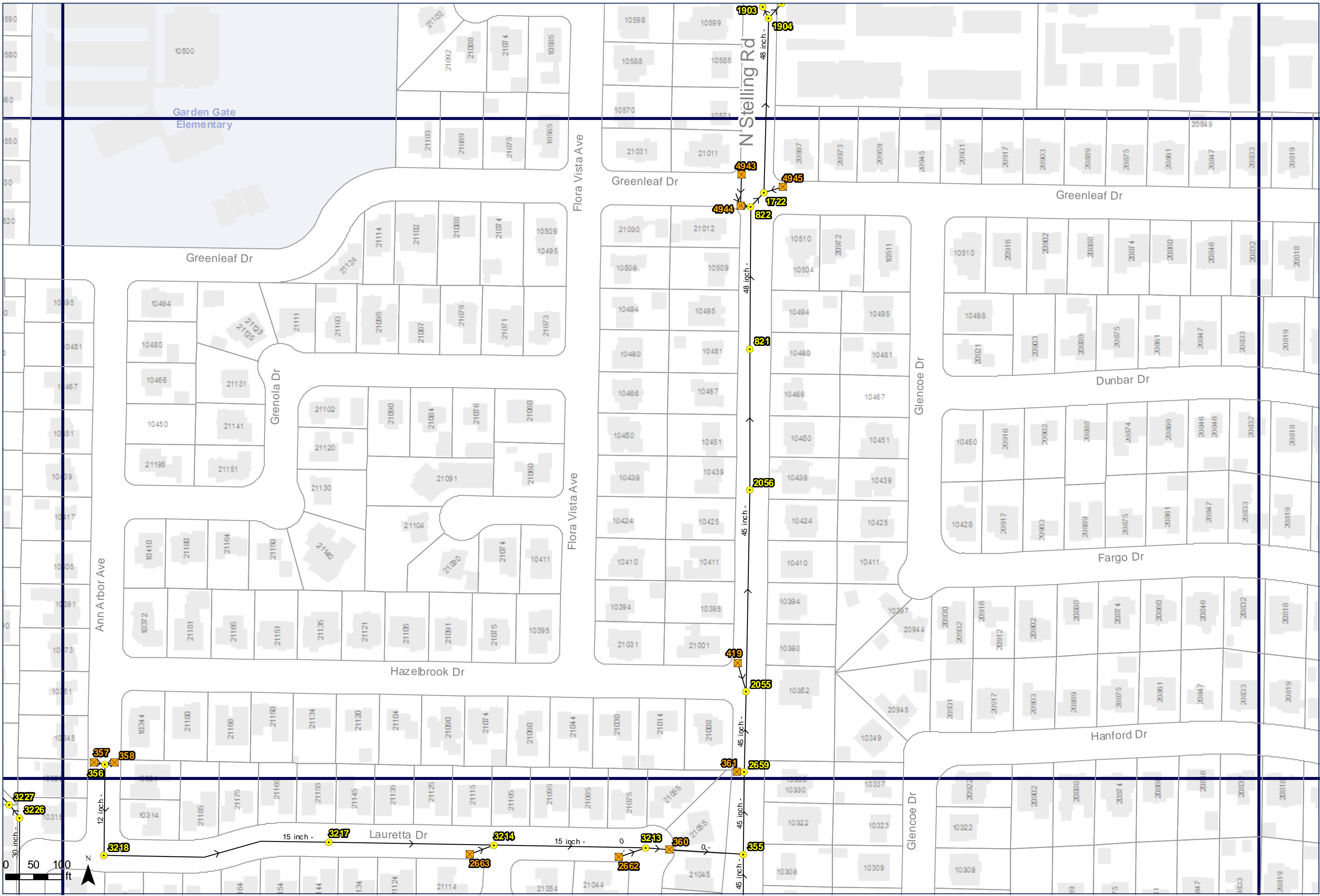


- Cupertino Structures**
- In Fall
  - Area Drain
  - BubbleUp
  - Catch Basin
  - Clean Out
  - Drop Inlet
  - Dry Well
  - Energy Dissipator
  - Inlet Culvert
  - Intercept Separator
  - Manhole
  - Outfall
  - Pump Station
  - Thru Curb Drain
  - Treatment Device
  - Unknown
  - Mains
- Private Structures**
- Area Drain
  - BubbleUp
  - Catch Basin
  - Clean Out
  - Drop Inlet
  - Dry Well
  - Energy Dissipator
  - Intercept Separator
  - Manhole
  - Outfall
  - Pump Station
  - Thru Curb Drain
  - Treatment Device
  - Unknown

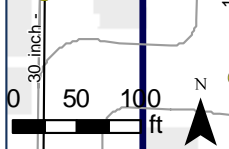


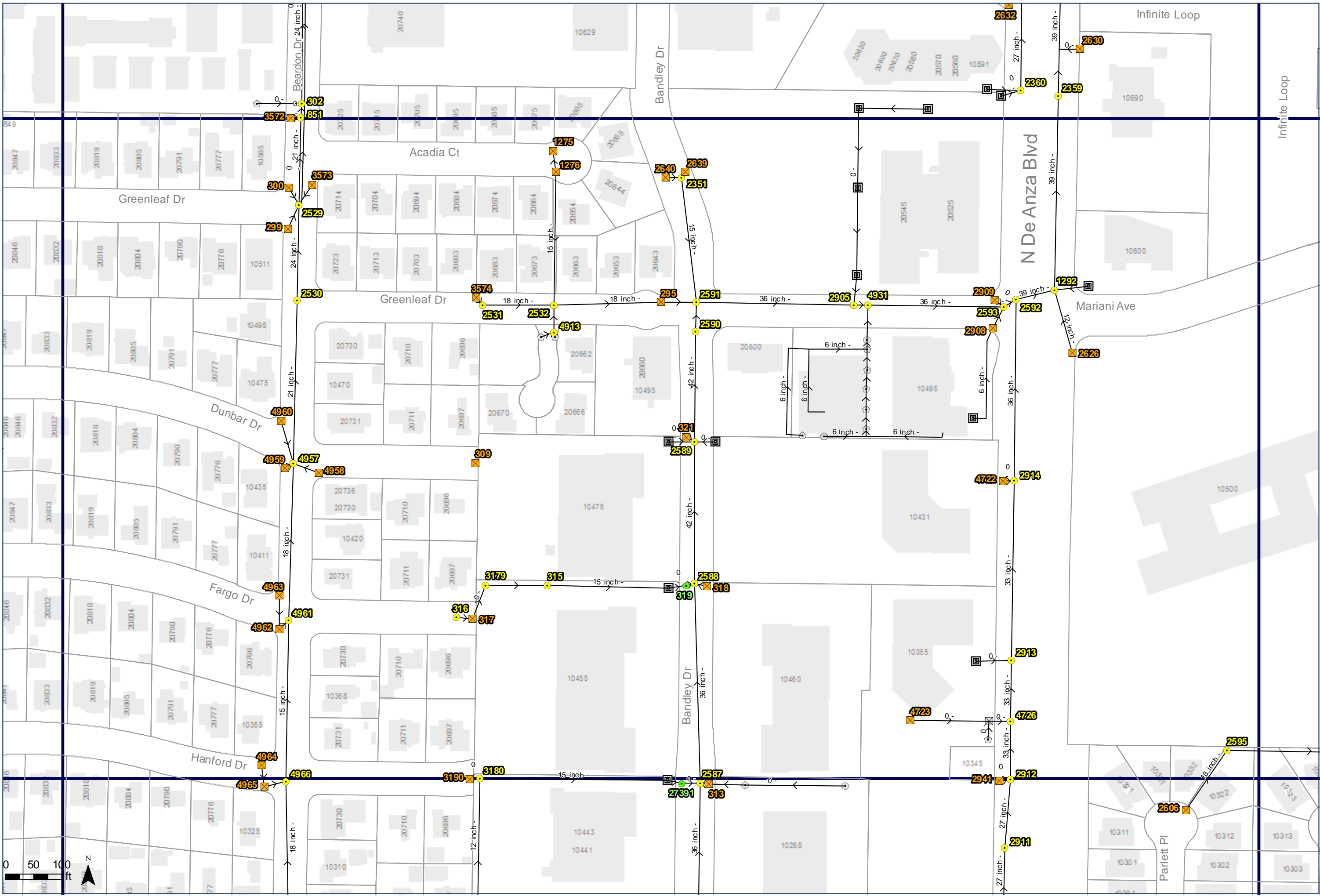


- Cupertino Structures**
- In Fall
  - Area Drain
  - BubbleUp
  - Catch Basin
  - Clean Out
  - Drop Inlet
  - Dry Well
  - Energy Dissipator
  - Inlet Culvert
  - Intercept Separator
  - Manhole
  - Outfall
  - Pump Station
  - Thru Curb Drain
  - Treatment Device
  - Unknown
  - Mains
- Private Structures**
- Area Drain
  - BubbleUp
  - Catch Basin
  - Clean Out
  - Drop Inlet
  - Dry Well
  - Energy Dissipator
  - Inlet Culvert
  - Intercept Separator
  - Manhole
  - Outfall
  - Pump Station
  - Thru Curb Drain
  - Treatment Device
  - Unknown

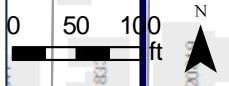


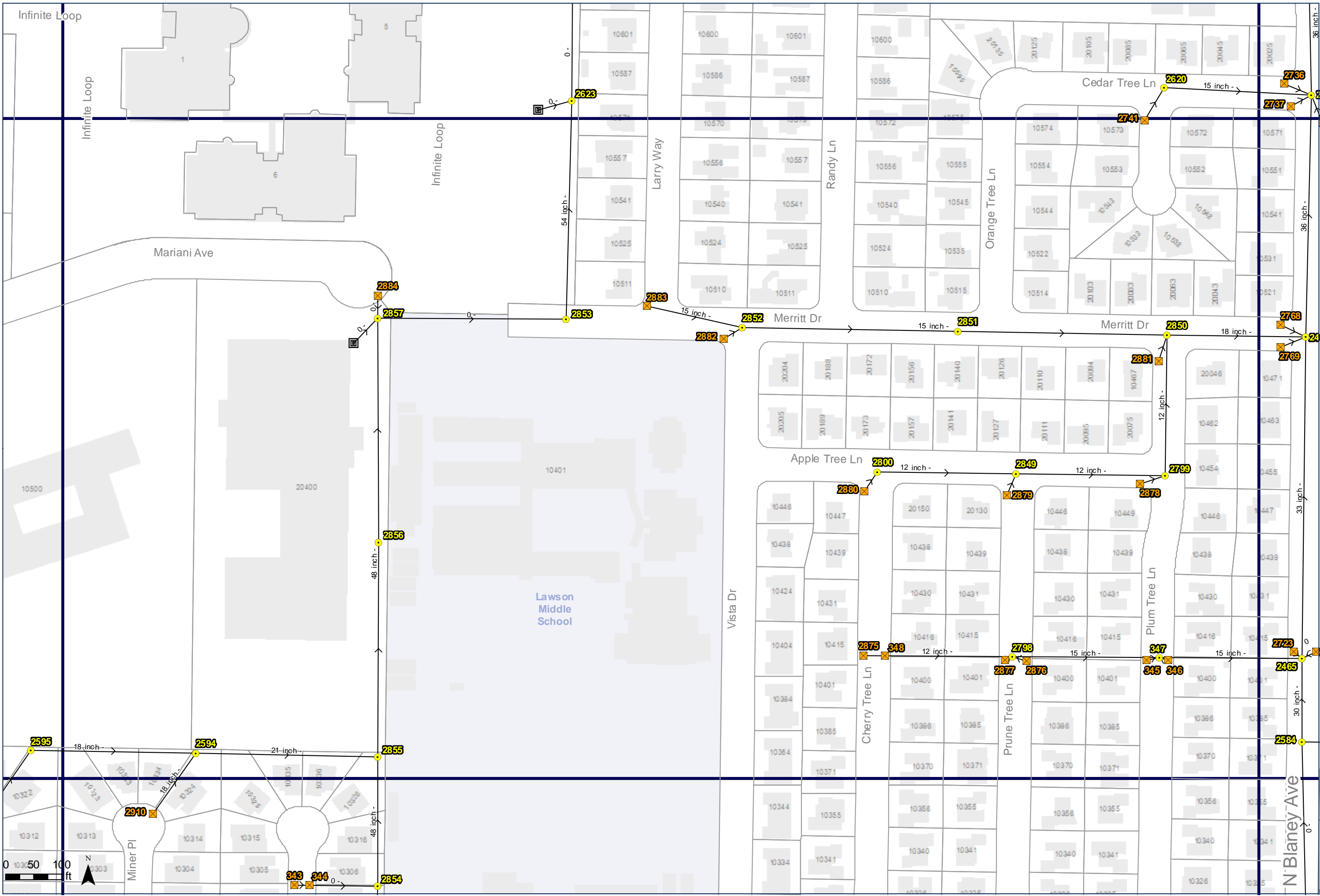
- Cupertino Structures**
- In Fall
  - Area Drain
  - BubbleUp
  - Catch Basin
  - Clean Out
  - Drop Inlet
  - Dry Well
  - Energy Dissipator
  - Inlet Culvert
  - Intercept Separator
  - Manhole
  - Outfall
  - Pump Station
  - Thru Curb Drain
  - Treatment Device
  - Unknown
  - Mains
- Private Structures**
- Area Drain
  - BubbleUp
  - Catch Basin
  - Clean Out
  - Drop Inlet
  - Dry Well
  - Energy Dissipator
  - Inlet Culvert
  - Intercept Separator
  - Manhole
  - Outfall
  - Pump Station
  - Thru Curb Drain
  - Treatment Device
  - Unknown



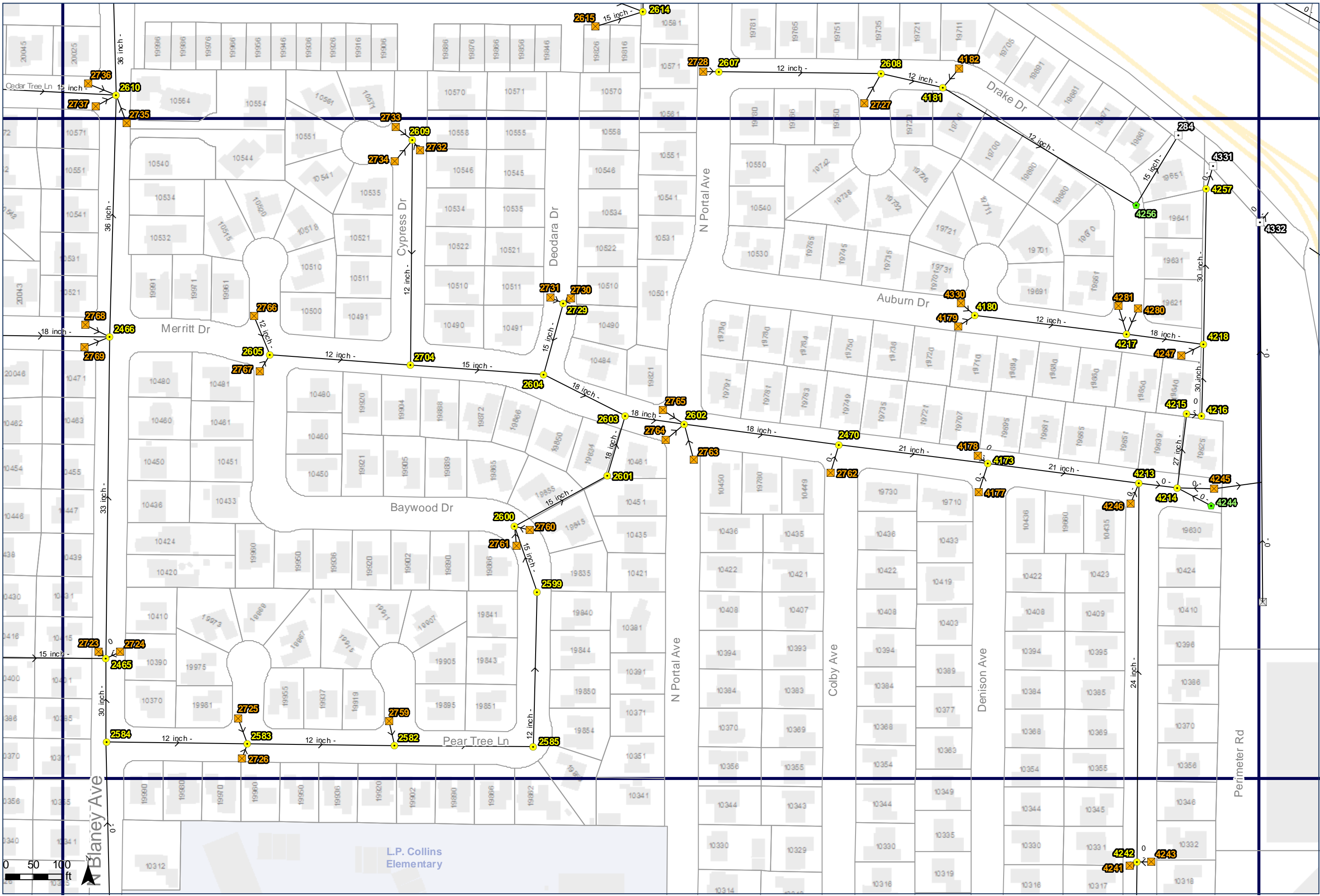


- Cupertino Structures**
- In Fall
  - Area Drain
  - BubbleUp
  - Catch Basin
  - Clean Out
  - Drop Inlet
  - Dry Well
  - Energy Dissipator
  - Inlet Culvert
  - Intercept Separator
  - Manhole
  - Outfall
  - Pump Station
  - Thru Curb Drain
  - Treatment Device
  - Unknown
  - Mains
- Private Structures**
- Area Drain
  - BubbleUp
  - Catch Basin
  - Clean Out
  - Drop Inlet
  - Dry Well
  - Energy Dissipator
  - Inlet Culvert
  - Intercept Separator
  - Manhole
  - Outfall
  - Pump Station
  - Thru Curb Drain
  - Treatment Device
  - Unknown






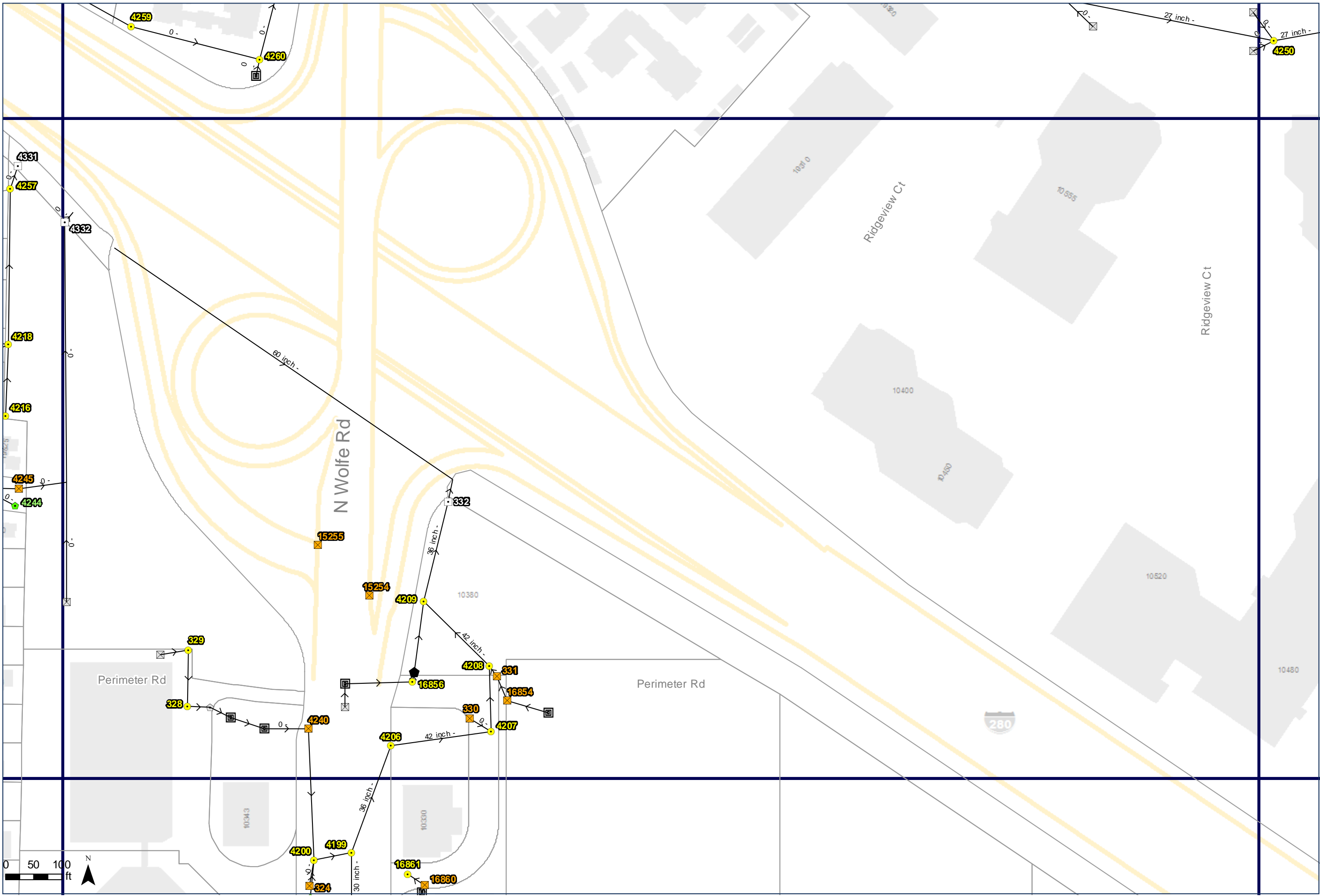
- Cupertino Structures**
- In Fall
  - Area Drain
  - BubbleUp
  - Catch Basin
  - Clean Out
  - Drop Inlet
  - Dry Well
  - Energy Dissipator
  - Inlet Culvert
  - Intercept Separator
  - Manhole
  - Outfall
  - Pump Station
  - Thru Curb Drain
  - Treatment Device
  - Unknown
  - Mains
- Private Structures**
- Area Drain
  - BubbleUp
  - Catch Basin
  - Clean Out
  - Drop Inlet
  - Dry Well
  - Energy Dissipator
  - Inlet Culvert
  - Intercept Separator
  - Manhole
  - Outfall
  - Pump Station
  - Thru Curb Drain
  - Treatment Device
  - Unknown



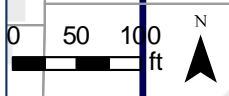
- Cupertino Structures**
- In Fall
  - Area Drain
  - BubbleUp
  - Catch Basin
  - Clean Out
  - Drop Inlet
  - Dry Well
  - Energy Dissipator
  - Inlet Culvert
  - Intercept Separator
  - Manhole
  - Outfall
  - Pump Station
  - Thru Curb Drain
  - Treatment Device
  - Unknown
  - Mains
- Private Structures**
- Area Drain
  - BubbleUp
  - Catch Basin
  - Clean Out
  - Drop Inlet
  - Dry Well
  - Energy Dissipator
  - Inlet Culvert
  - Intercept Separator
  - Manhole
  - Outfall
  - Pump Station
  - Thru Curb Drain
  - Treatment Device
  - Unknown



L.P. Collins  
Elementary

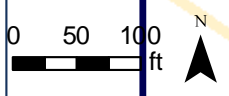


- Cupertino Structures**
- In Fall
  - Area Drain
  - BubbleUp
  - Catch Basin
  - Clean Out
  - Drop Inlet
  - Dry Well
  - Energy Dissipator
  - Inlet Culvert
  - Intercept Separator
  - Manhole
  - Outfall
  - Pump Station
  - Thru Curb Drain
  - Treatment Device
  - Unknown
  - Mains
- Private Structures**
- Area Drain
  - BubbleUp
  - Catch Basin
  - Clean Out
  - Drop Inlet
  - Dry Well
  - Energy Dissipator
  - Inlet Culvert
  - Intercept Separator
  - Manhole
  - Outfall
  - Pump Station
  - Thru Curb Drain
  - Treatment Device
  - Unknown

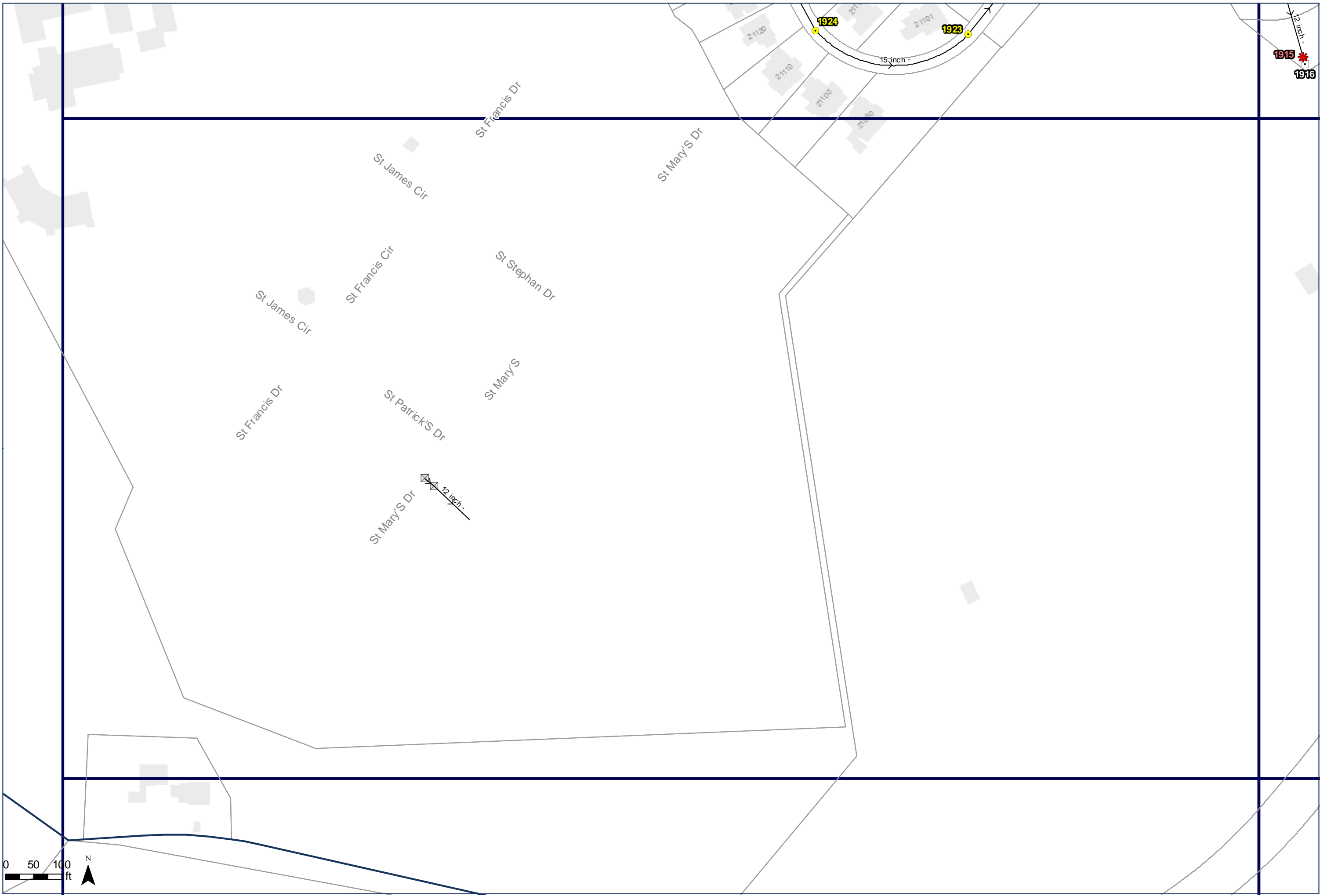




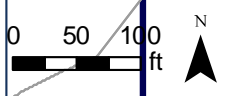
- Cupertino Structures**
- In Fall
  - Area Drain
  - BubbleUp
  - Catch Basin
  - Clean Out
  - Drop Inlet
  - Dry Well
  - Energy Dissipator
  - Inlet Culvert
  - Intercept Separator
  - Manhole
  - Outfall
  - Pump Station
  - Thru Curb Drain
  - Treatment Device
  - Unknown
  - Mains
- Private Structures**
- Area Drain
  - BubbleUp
  - Catch Basin
  - Clean Out
  - Drop Inlet
  - Dry Well
  - Energy Dissipator
  - Inlet Culvert
  - Intercept Separator
  - Manhole
  - Outfall
  - Pump Station
  - Thru Curb Drain
  - Treatment Device
  - Unknown

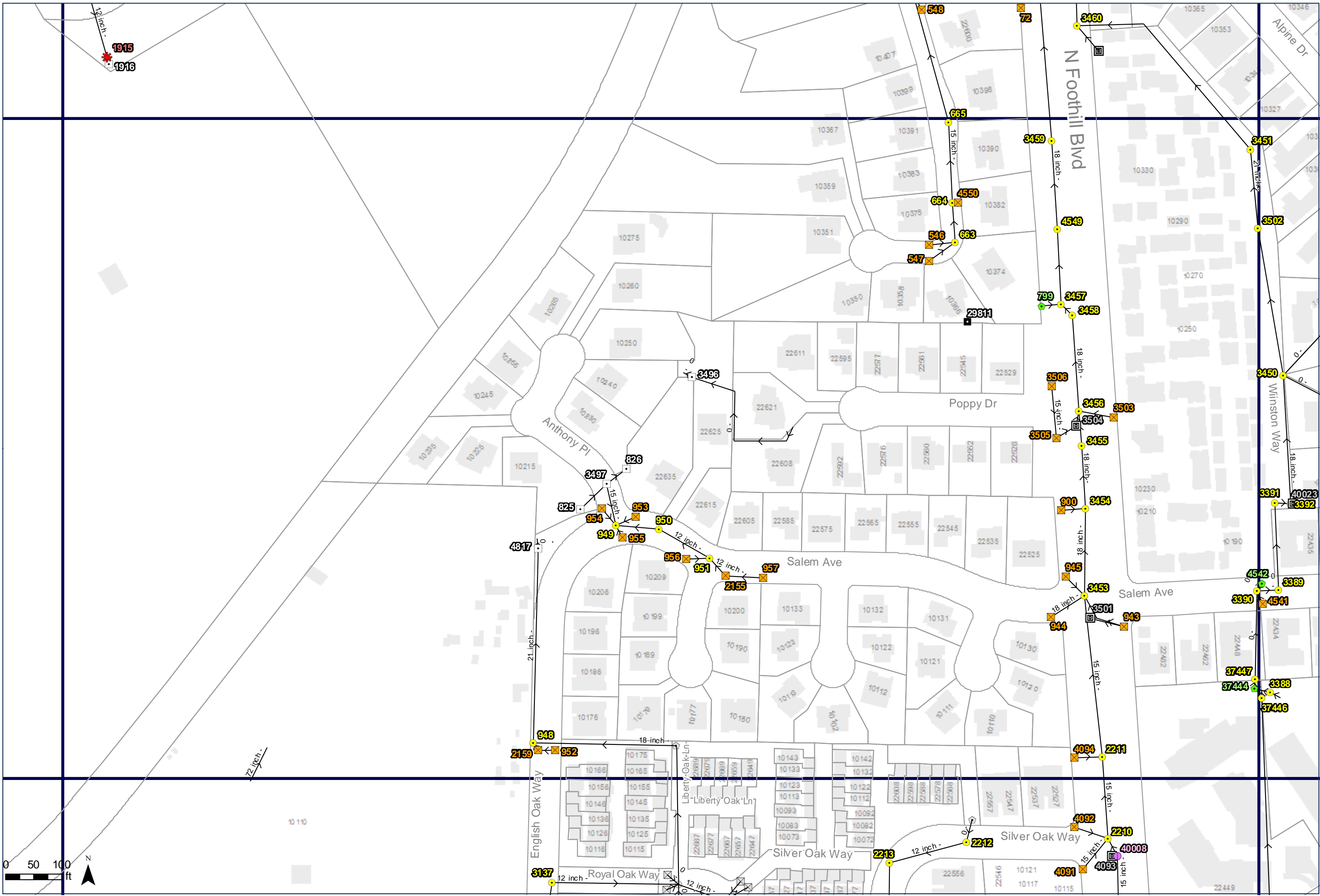




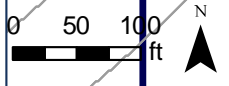


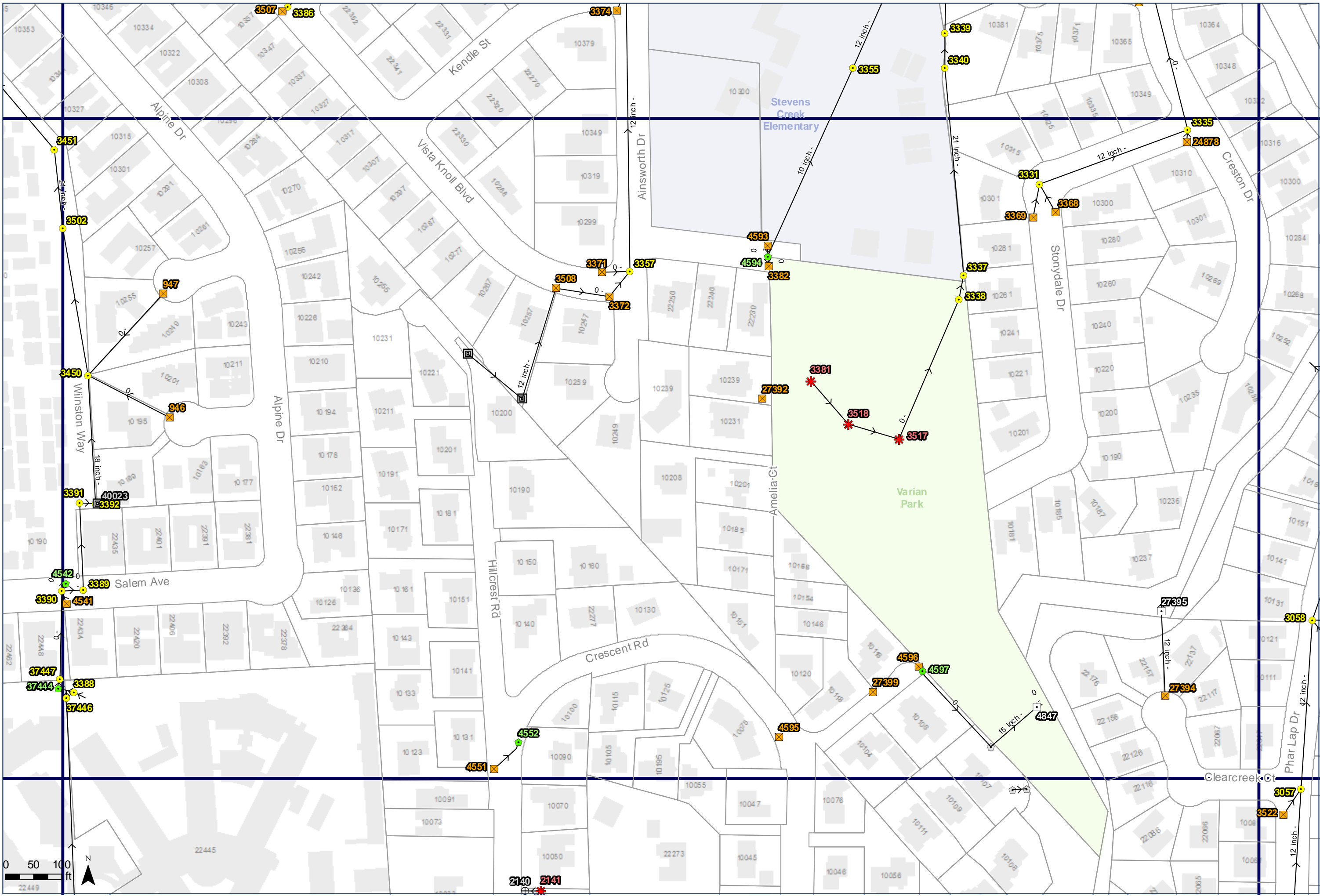
- Cupertino Structures**
- In Fall
  - Area Drain
  - BubbleUp
  - Catch Basin
  - Clean Out
  - Drop Inlet
  - Dry Well
  - Energy Dissipator
  - Inlet Culvert
  - Intercept Separator
  - Manhole
  - Outfall
  - Pump Station
  - Thru Curb Drain
  - Treatment Device
  - Unknown
  - Mains
- Private Structures**
- Area Drain
  - BubbleUp
  - Catch Basin
  - Clean Out
  - Drop Inlet
  - Dry Well
  - Energy Dissipator
  - Inlet Culvert
  - Intercept Separator
  - Manhole
  - Outfall
  - Pump Station
  - Thru Curb Drain
  - Treatment Device
  - Unknown



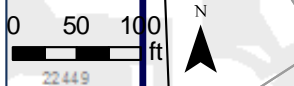


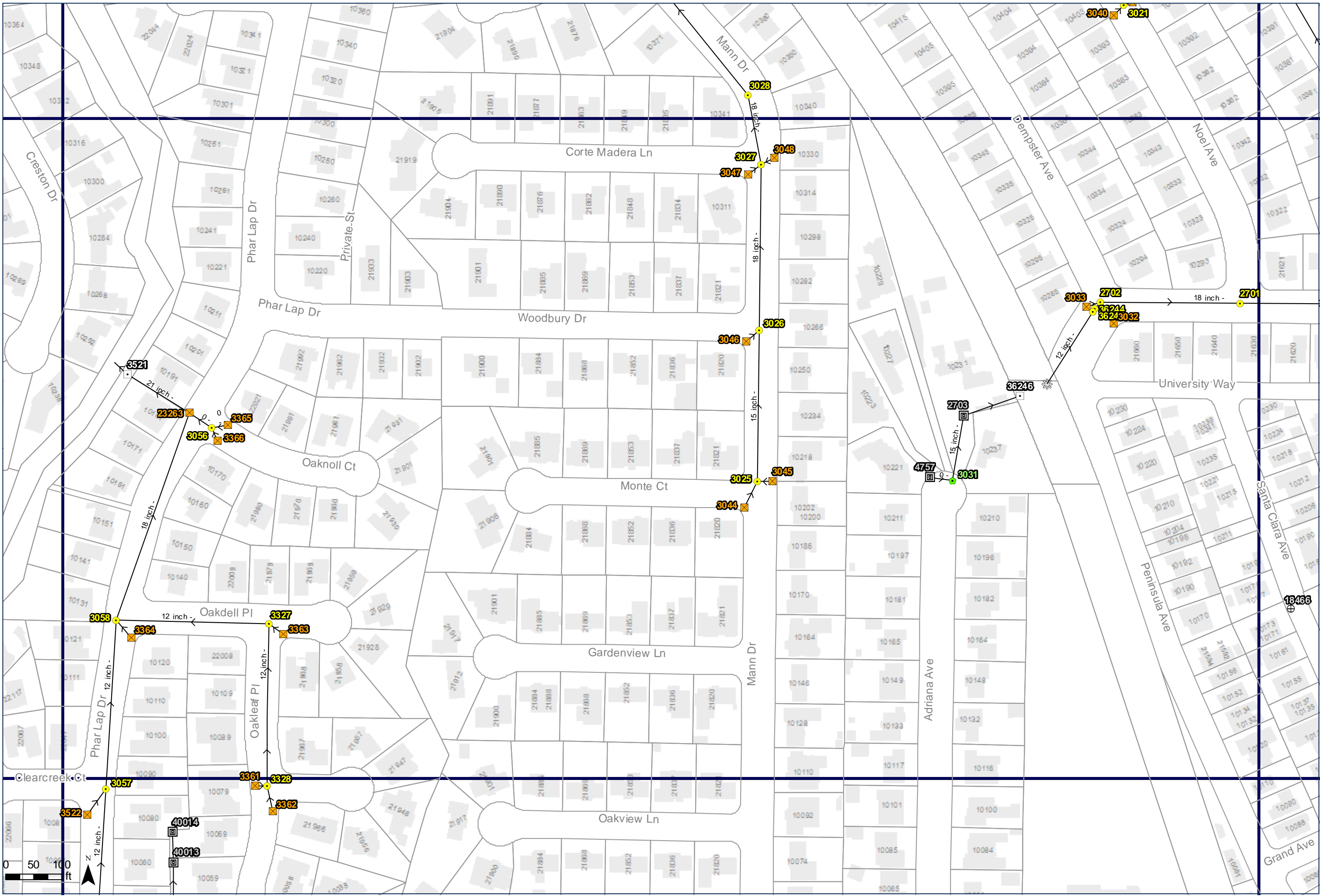
- Cupertino Structures**
- In Fall
  - Area Drain
  - BubbleUp
  - Catch Basin
  - Clean Out
  - Drop Inlet
  - Dry Well
  - Energy Dissipator
  - Inlet Culvert
  - Intercept Separator
  - Manhole
  - Outfall
  - Pump Station
  - Thru Curb Drain
  - Treatment Device
  - Unknown
  - Mains
- Private Structures**
- Area Drain
  - BubbleUp
  - Catch Basin
  - Clean Out
  - Drop Inlet
  - Dry Well
  - Energy Dissipator
  - Inlet Culvert
  - Intercept Separator
  - Manhole
  - Outfall
  - Pump Station
  - Thru Curb Drain
  - Treatment Device
  - Unknown






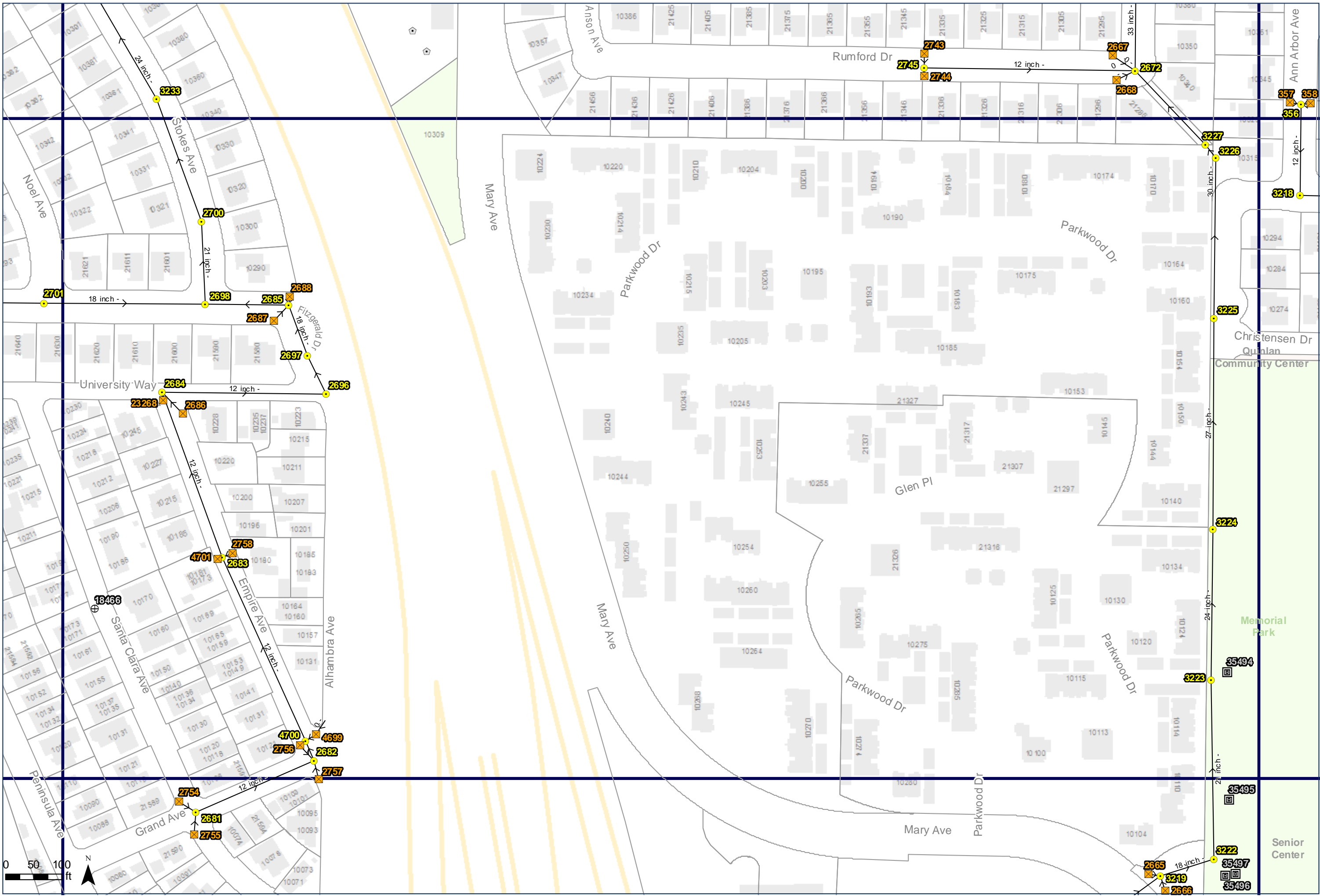
- Cupertino Structures**
- In Fall
  - Area Drain
  - BubbleUp
  - Catch Basin
  - Clean Out
  - Drop Inlet
  - Dry Well
  - Energy Dissipator
  - Inlet Culvert
  - Intercept Separator
  - Manhole
  - Outfall
  - Pump Station
  - Thru Curb Drain
  - Treatment Device
  - Unknown
  - Mains
- Private Structures**
- Area Drain
  - BubbleUp
  - Catch Basin
  - Clean Out
  - Drop Inlet
  - Dry Well
  - Energy Dissipator
  - Inlet Culvert
  - Intercept Separator
  - Manhole
  - Outfall
  - Pump Station
  - Thru Curb Drain
  - Treatment Device
  - Unknown



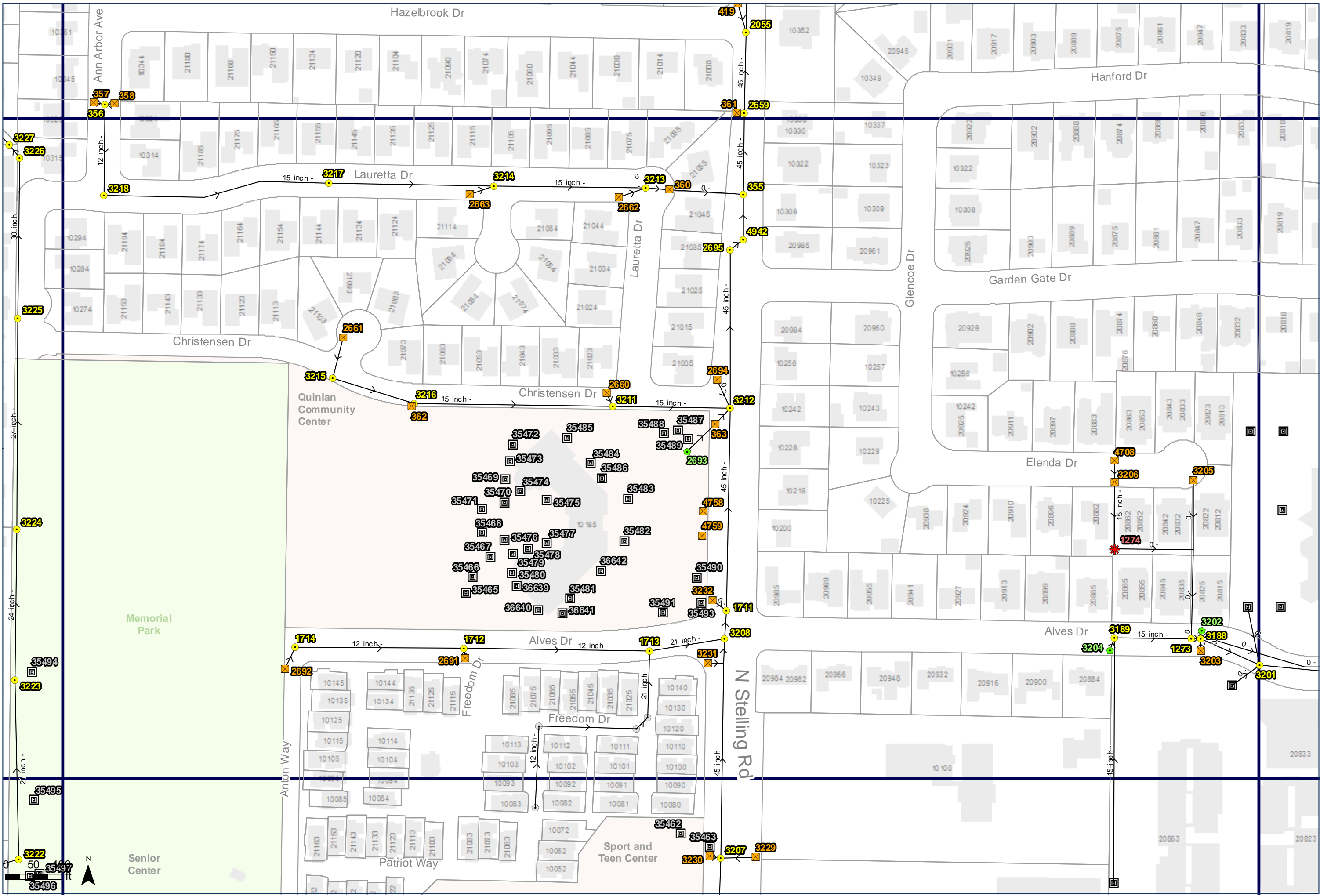


- Cupertino Structures**
- In Fall
  - Area Drain
  - BubbleUp
  - ⊠ Catch Basin
  - Clean Out
  - ⊕ Drop Inlet
  - ⊕ Dry Well
  - ⊕ Energy Dissipator
  - ⊕ Inlet Culvert
  - ⊕ Intercept Separator
  - ⊕ Manhole
  - ⊕ Outfall
  - ⊕ Pump Station
  - ⊕ Thru Curb Drain
  - ⊕ Treatment Device
  - ⊕ Unknown
  - Mains
- Private Structures**
- ⊕ Area Drain
  - BubbleUp
  - ⊠ Catch Basin
  - Clean Out
  - ⊕ Drop Inlet
  - ⊕ Dry Well
  - ⊕ Energy Dissipator
  - ⊕ Inlet Culvert
  - ⊕ Intercept Separator
  - ⊕ Manhole
  - ⊕ Outfall
  - ⊕ Pump Station
  - ⊕ Thru Curb Drain
  - ⊕ Treatment Device
  - ⊕ Unknown

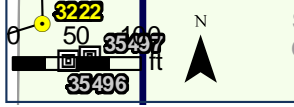


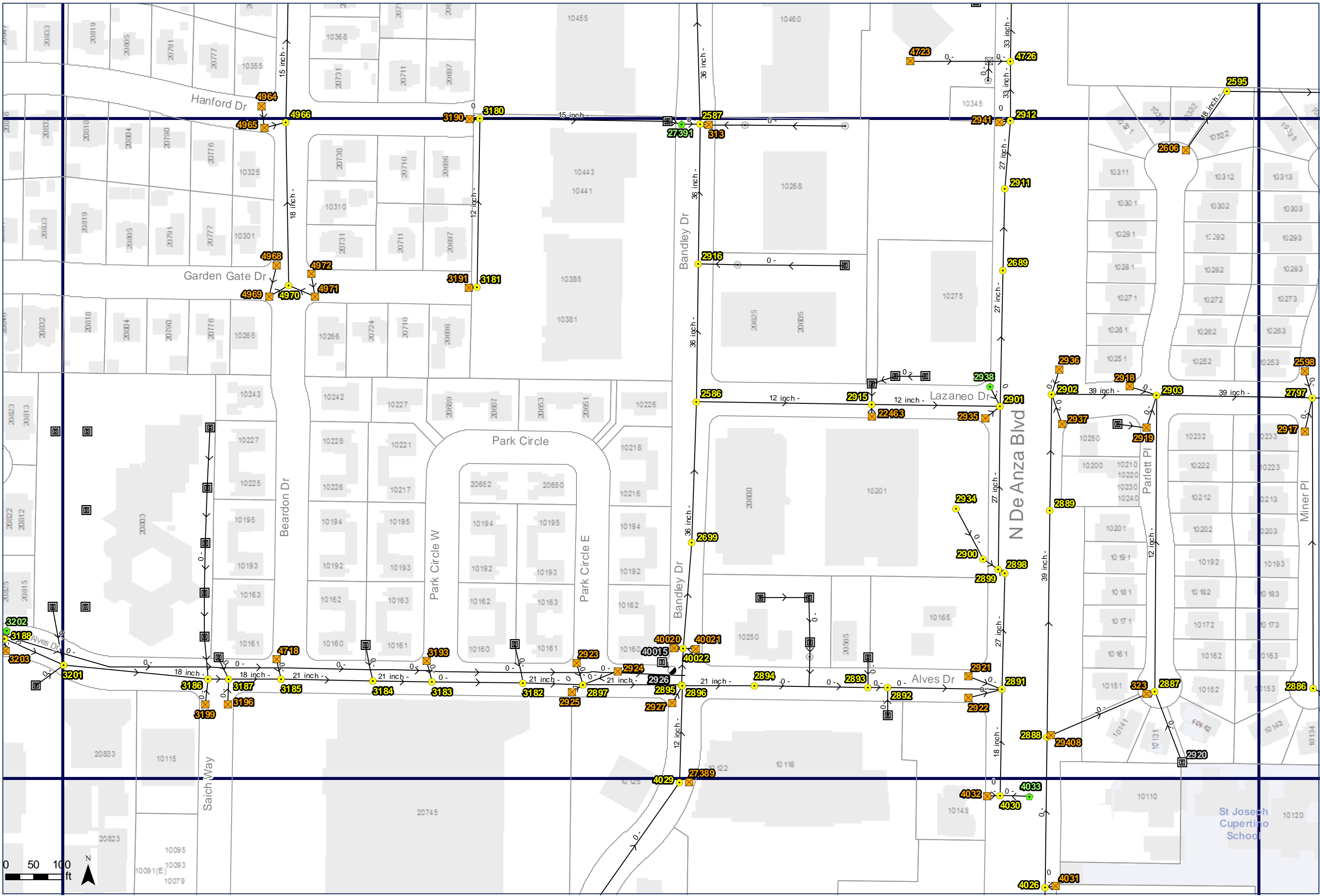


- Cupertino Structures**
- In Fall
  - Area Drain
  - BubbleUp
  - Catch Basin
  - Clean Out
  - Drop Inlet
  - Dry Well
  - Energy Dissipator
  - Inlet Culvert
  - Intercept Separator
  - Manhole
  - Outfall
  - Pump Station
  - Thru Curb Drain
  - Treatment Device
  - Unknown
  - Mains
- Private Structures**
- Area Drain
  - BubbleUp
  - Catch Basin
  - Clean Out
  - Drop Inlet
  - Dry Well
  - Energy Dissipator
  - Inlet Culvert
  - Intercept Separator
  - Manhole
  - Outfall
  - Pump Station
  - Thru Curb Drain
  - Treatment Device
  - Unknown

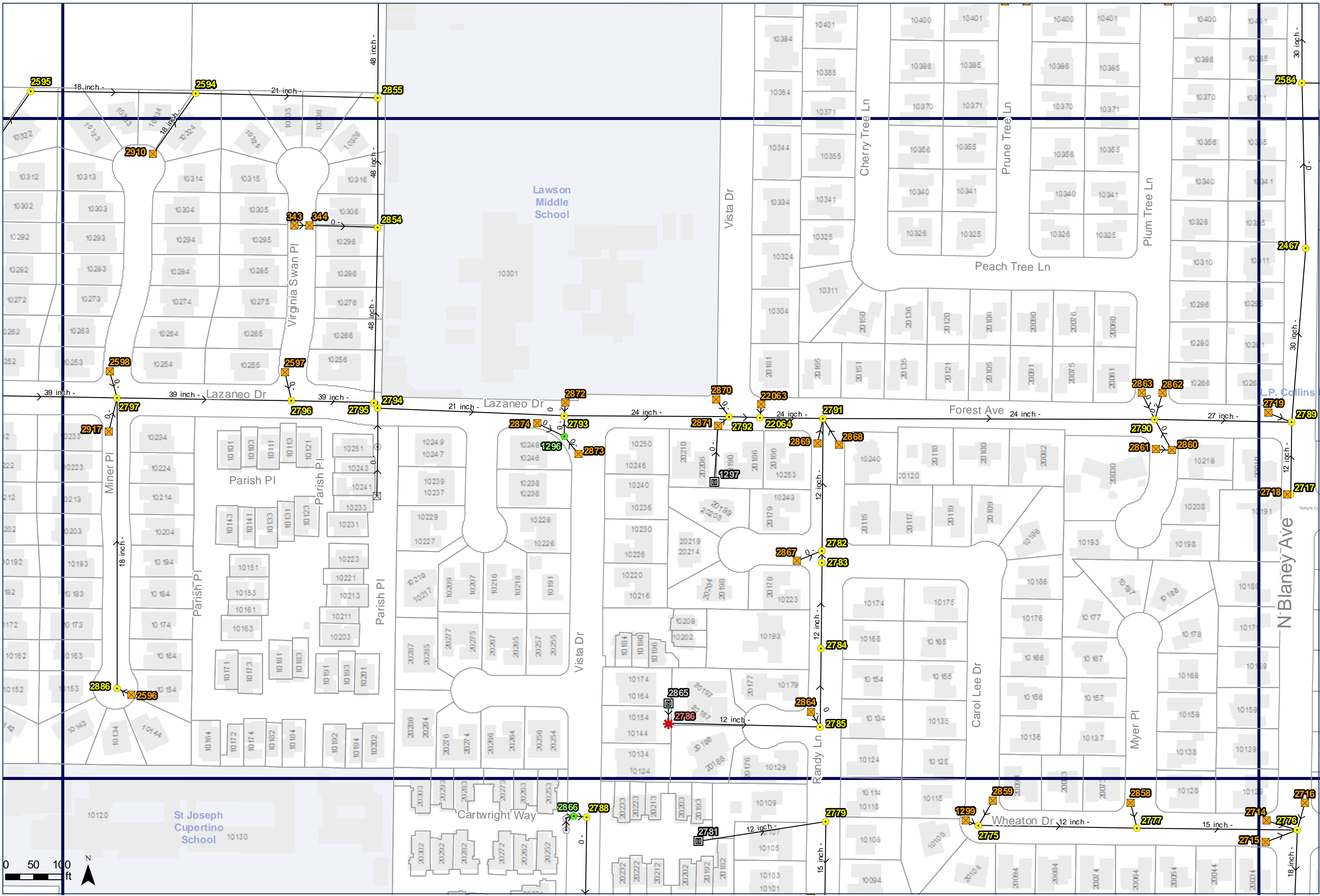


- Cupertino Structures**
- In Fall
  - ▣ Area Drain
  - BubbleUp
  - ⊠ Catch Basin
  - Clean Out
  - Drop Inlet
  - ⊕ Dry Well
  - ⊗ Energy Dissipator
  - ▣ Inlet Culvert
  - ⊕ Intercept Separator
  - Manhole
  - Outfall
  - ⬢ Pump Station
  - ⊕ Thru Curb Drain
  - ⊠ Treatment Device
  - ⊗ Unknown
  - Mains
- Private Structures**
- ▣ Area Drain
  - BubbleUp
  - ⊠ Catch Basin
  - Clean Out
  - Drop Inlet
  - ⊕ Dry Well
  - ⊗ Energy Dissipator
  - ▣ Inlet Culvert
  - ⊕ Intercept Separator
  - Manhole
  - Outfall
  - ⬢ Pump Station
  - ⊕ Thru Curb Drain
  - ⊠ Treatment Device
  - ⊗ Unknown





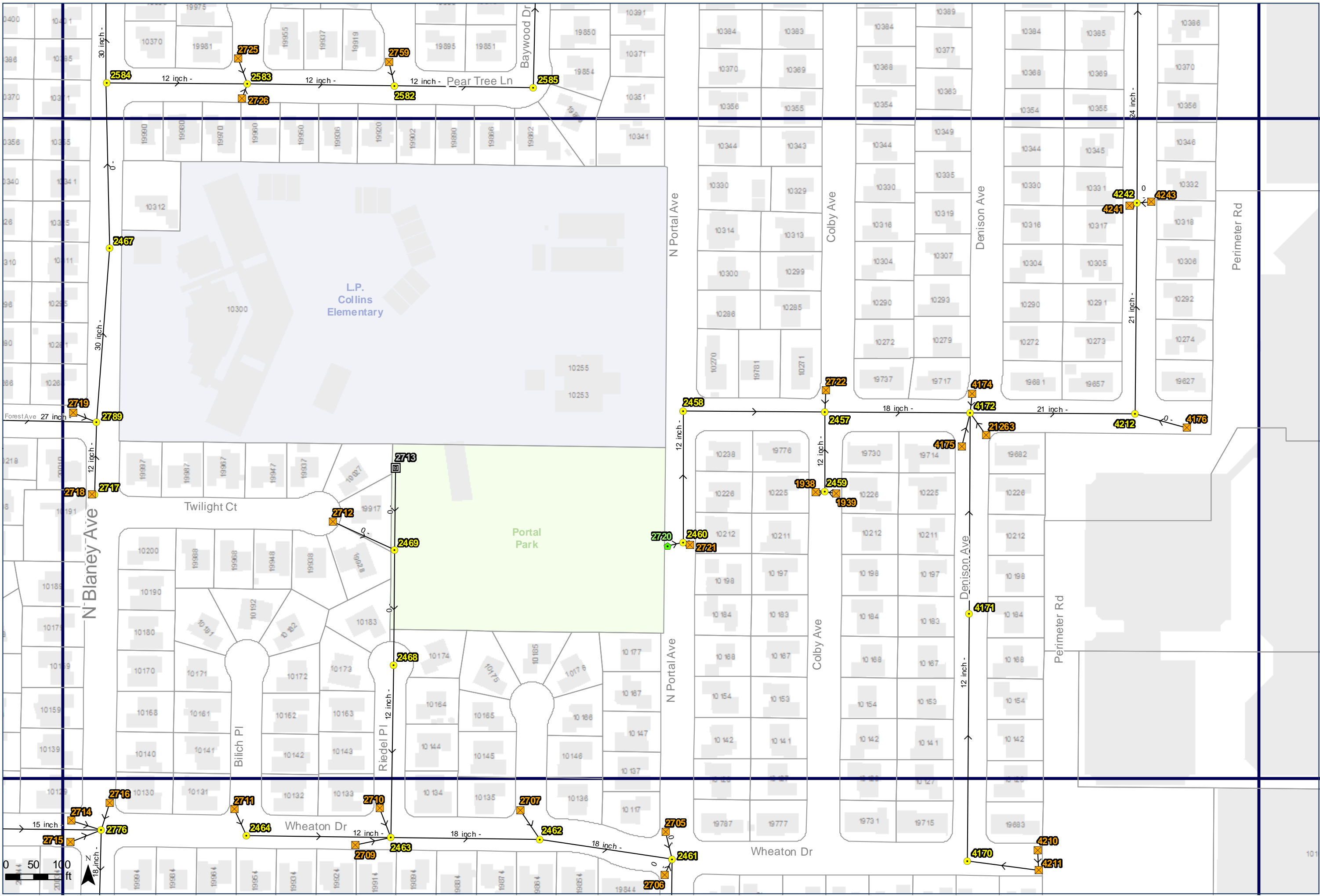
- Cupertino Structures**
- In Fall
  - Area Drain
  - BubbleUp
  - Catch Basin
  - Clean Out
  - Drop Inlet
  - Dry Well
  - Energy Dissipator
  - Inlet Culvert
  - Intercept Separator
  - Manhole
  - Outfall
  - Pump Station
  - Thru Curb Drain
  - Treatment Device
  - Unknown
  - Mains
- Private Structures**
- Area Drain
  - BubbleUp
  - Catch Basin
  - Clean Out
  - Drop Inlet
  - Dry Well
  - Energy Dissipator
  - Inlet Culvert
  - Intercept Separator
  - Manhole
  - Outfall
  - Pump Station
  - Thru Curb Drain
  - Treatment Device
  - Unknown

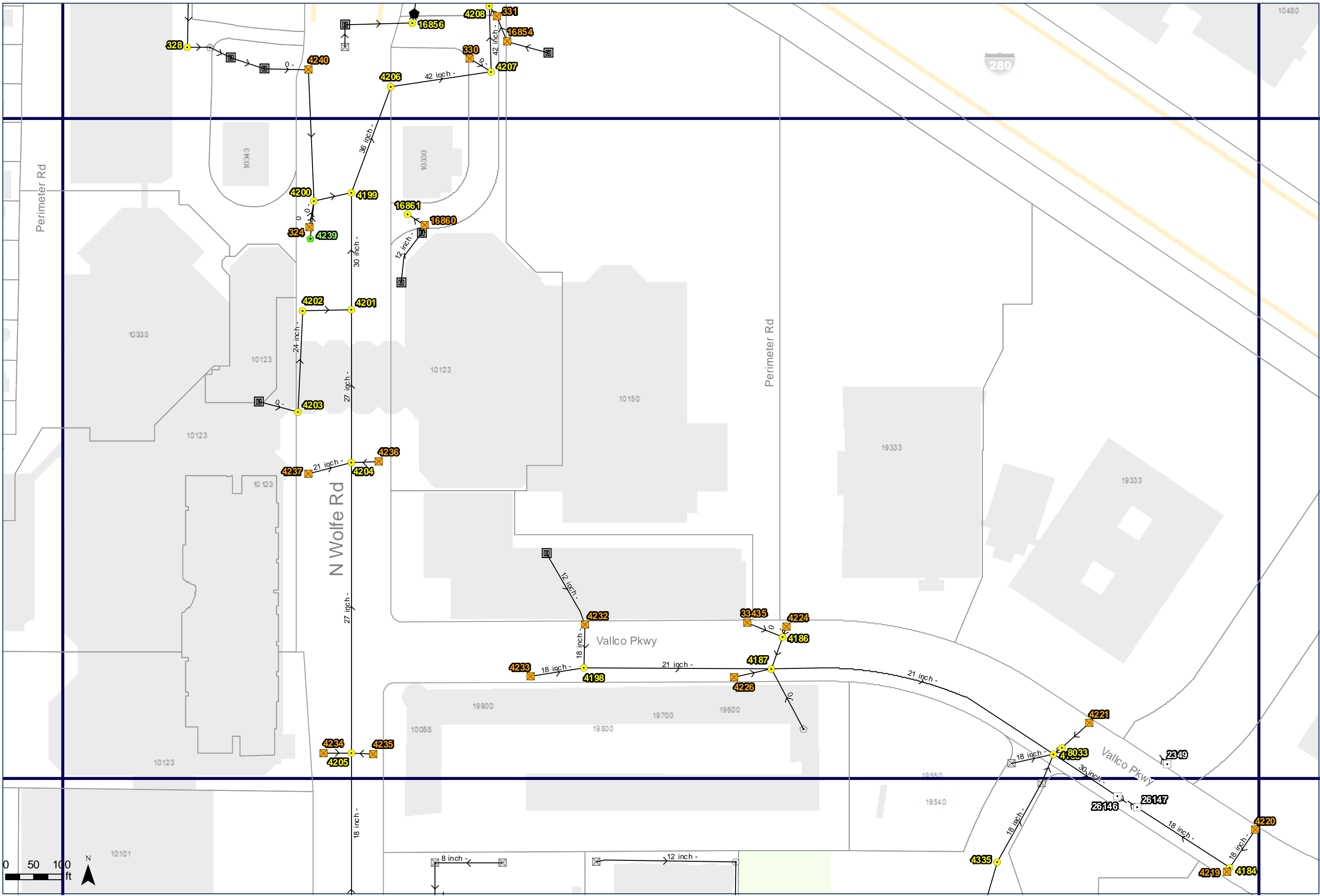


- Cupertino Structures**
- In Fall
  - Area Drain
  - BubbleUp
  - Catch Basin
  - Clean Out
  - Drop Inlet
  - Dry Well
  - Energy Dissipator
  - Inlet Culvert
  - Intercept Separator
  - Manhole
  - Outfall
  - Pump Station
  - Thru Curb Drain
  - Treatment Device
  - Unknown
  - Mains
- Private Structures**
- Area Drain
  - BubbleUp
  - Catch Basin
  - Clean Out
  - Drop Inlet
  - Dry Well
  - Energy Dissipator
  - Inlet Culvert
  - Intercept Separator
  - Manhole
  - Outfall
  - Pump Station
  - Thru Curb Drain
  - Treatment Device
  - Unknown

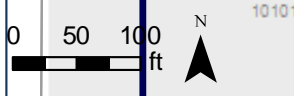


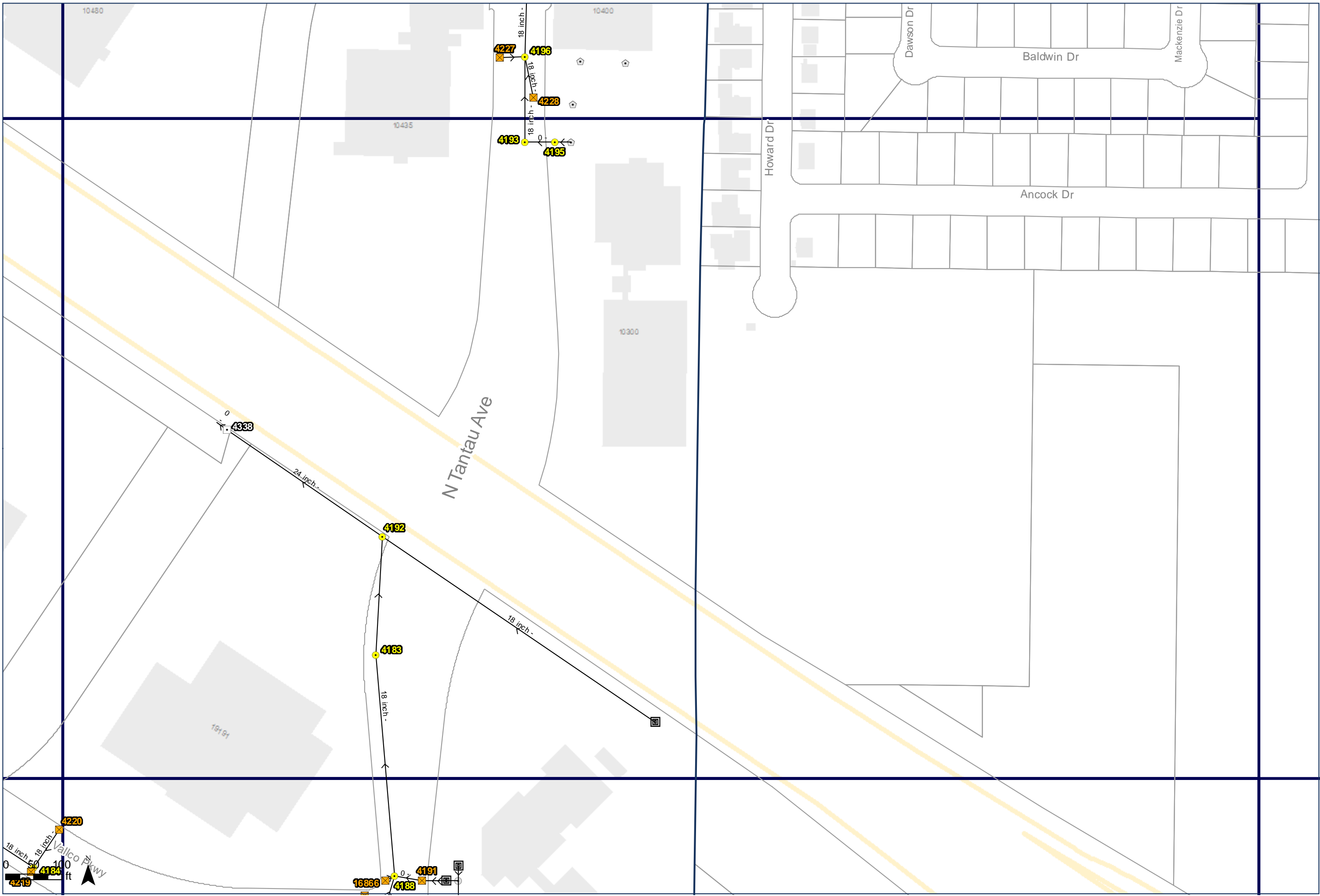
- Cupertino Structures**
- In Fall
  - Area Drain
  - BubbleUp
  - Catch Basin
  - Clean Out
  - Drop Inlet
  - Dry Well
  - Energy Dissipator
  - Inlet Culvert
  - Intercept Separator
  - Manhole
  - Outfall
  - Pump Station
  - Thru Curb Drain
  - Treatment Device
  - Unknown
  - Mains
- Private Structures**
- Area Drain
  - BubbleUp
  - Catch Basin
  - Clean Out
  - Drop Inlet
  - Dry Well
  - Energy Dissipator
  - Inlet Culvert
  - Intercept Separator
  - Manhole
  - Outfall
  - Pump Station
  - Thru Curb Drain
  - Treatment Device
  - Unknown





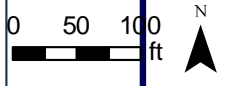
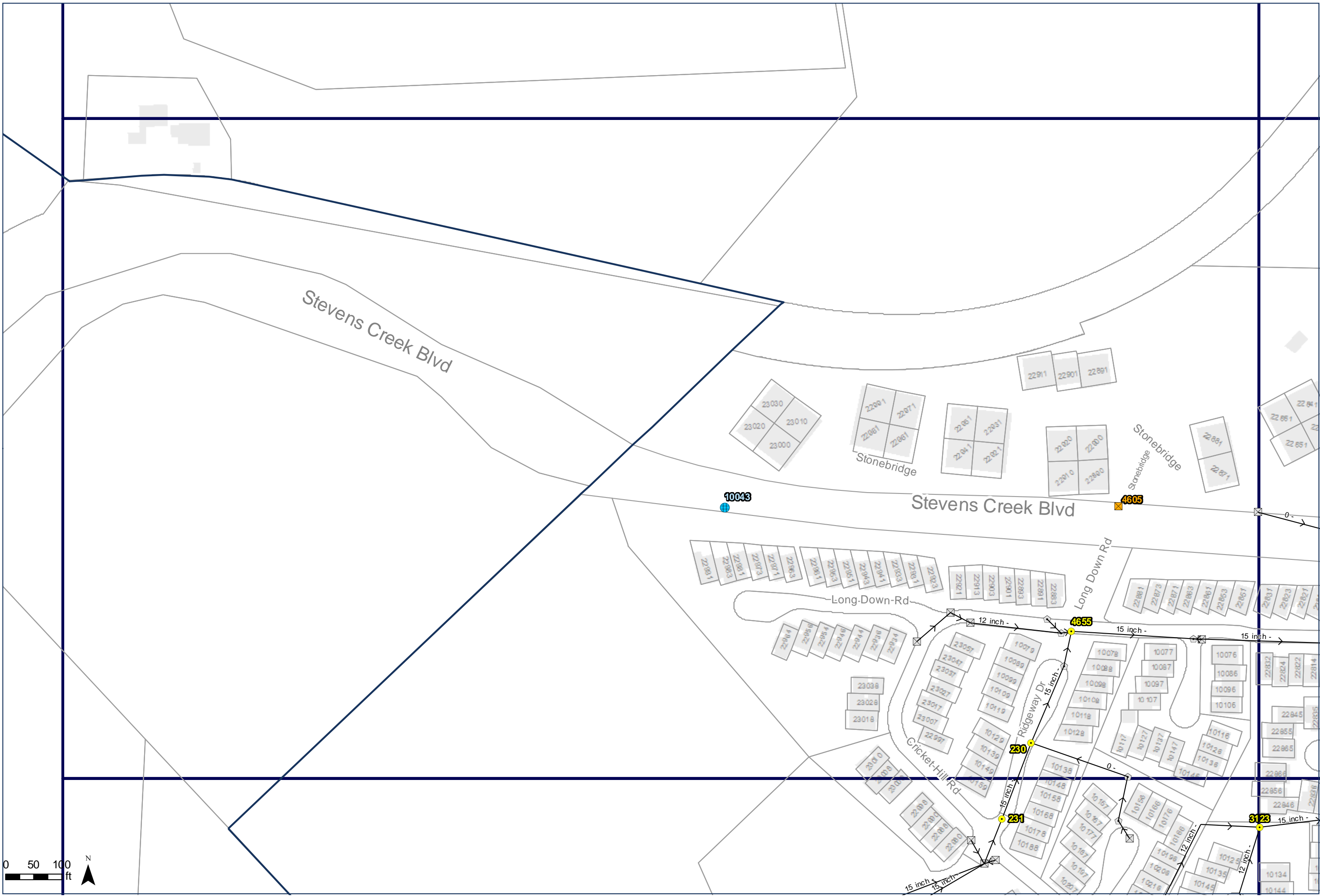
- Cupertino Structures**
- In Fall
  - Area Drain
  - BubbleUp
  - Catch Basin
  - Clean Out
  - Drop Inlet
  - Dry Well
  - Energy Dissipator
  - Inlet Culvert
  - Intercept Separator
  - Manhole
  - Outfall
  - Pump Station
  - Thru Curb Drain
  - Treatment Device
  - Unknown
  - Mains
- Private Structures**
- Area Drain
  - BubbleUp
  - Catch Basin
  - Clean Out
  - Drop Inlet
  - Dry Well
  - Energy Dissipator
  - Inlet Culvert
  - Intercept Separator
  - Manhole
  - Outfall
  - Pump Station
  - Thru Curb Drain
  - Treatment Device
  - Unknown

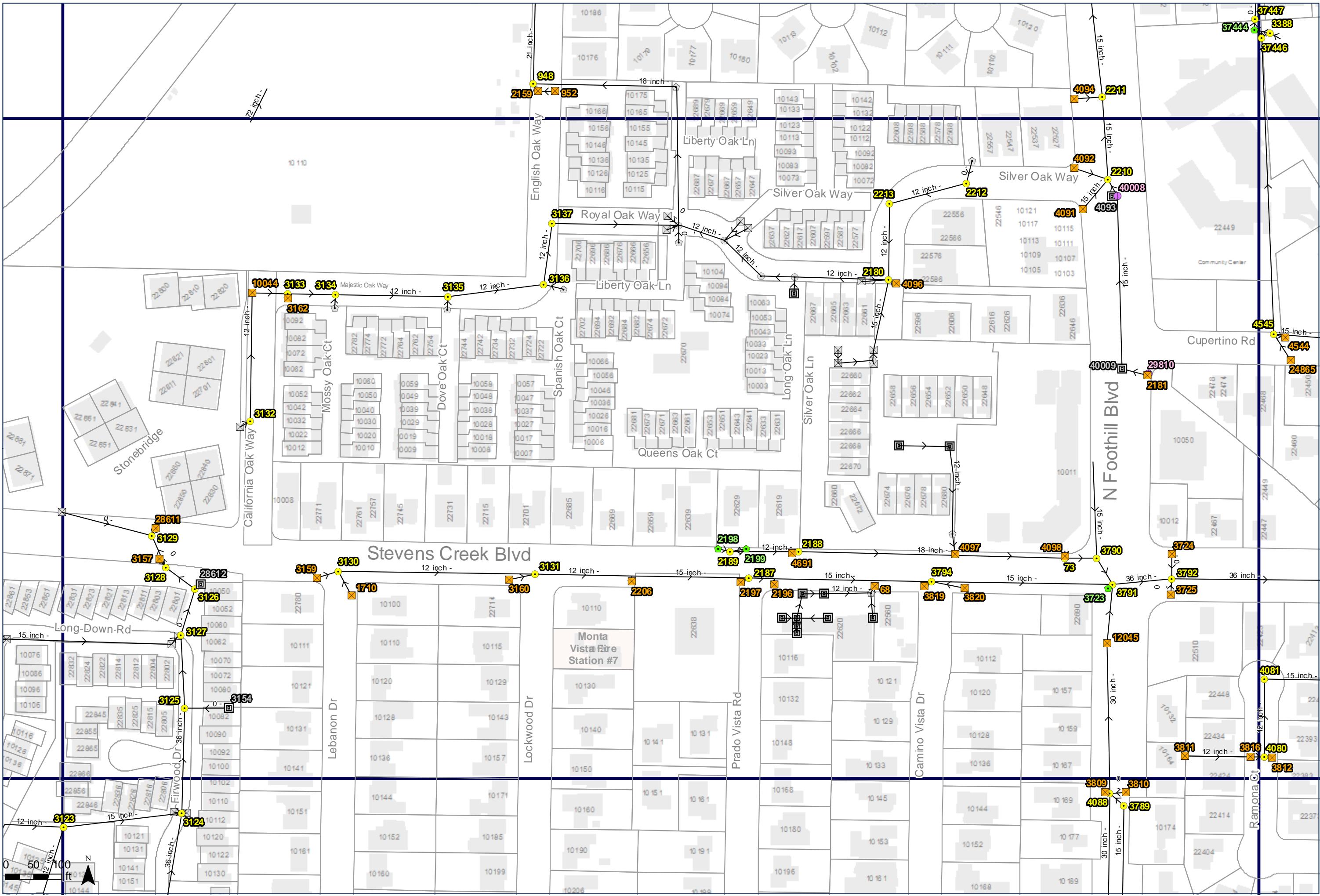




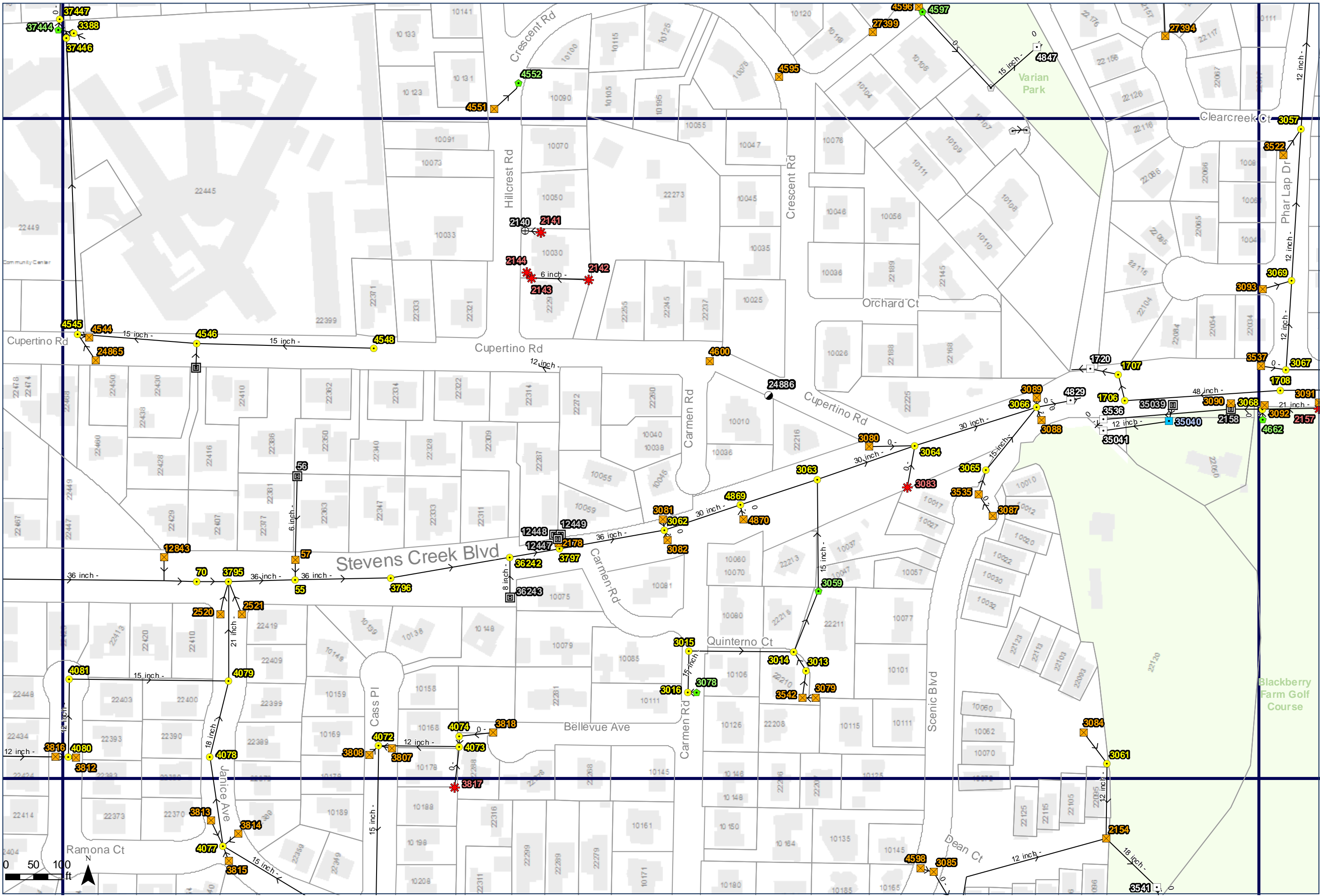
- Cupertino Structures**
- In Fall
  - Area Drain
  - BubbleUp
  - Catch Basin
  - Clean Out
  - Drop Inlet
  - Dry Well
  - Energy Dissipator
  - Inlet Culvert
  - Intercept Separator
  - Manhole
  - Outfall
  - Pump Station
  - Thru Curb Drain
  - Treatment Device
  - Unknown
  - Mains
- Private Structures**
- Area Drain
  - BubbleUp
  - Catch Basin
  - Clean Out
  - Drop Inlet
  - Dry Well
  - Energy Dissipator
  - Inlet Culvert
  - Intercept Separator
  - Manhole
  - Outfall
  - Pump Station
  - Thru Curb Drain
  - Treatment Device
  - Unknown

- Cupertino Structures**
- In Fall
  - Area Drain
  - BubbleUp
  - Catch Basin
  - Clean Out
  - Drop Inlet
  - Dry Well
  - Energy Dissipator
  - Inlet Culvert
  - Intercept Separator
  - Manhole
  - Outfall
  - Pump Station
  - Thru Curb Drain
  - Treatment Device
  - Unknown
  - Mains
- Private Structures**
- Area Drain
  - BubbleUp
  - Catch Basin
  - Clean Out
  - Drop Inlet
  - Dry Well
  - Energy Dissipator
  - Inlet Culvert
  - Intercept Separator
  - Manhole
  - Outfall
  - Pump Station
  - Thru Curb Drain
  - Treatment Device
  - Unknown

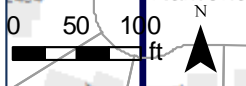


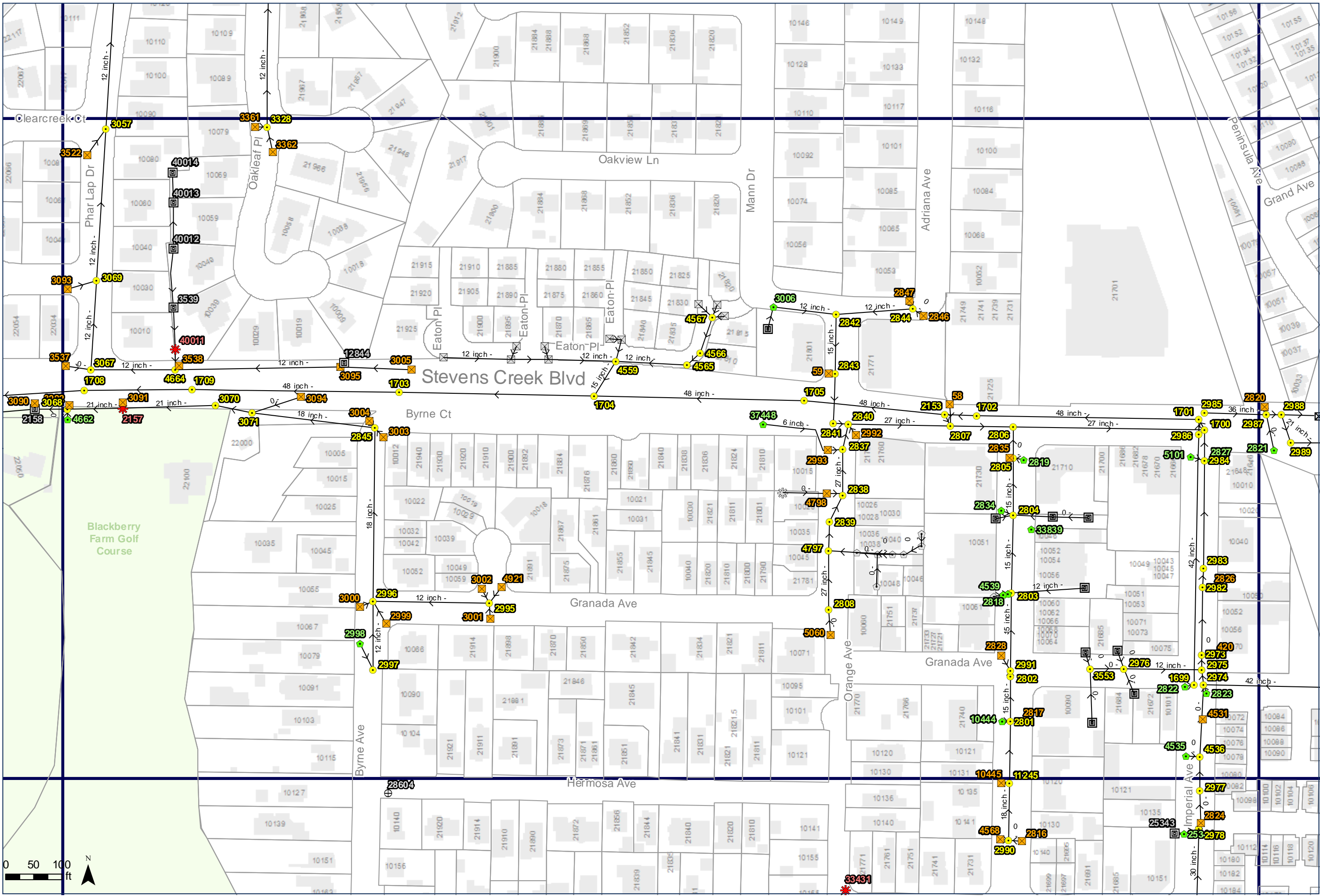


- Cupertino Structures**
- In Fall
  - Area Drain
  - BubbleUp
  - Catch Basin
  - Clean Out
  - Drop Inlet
  - Dry Well
  - Energy Dissipator
  - Inlet Culvert
  - Intercept Separator
  - Manhole
  - Outfall
  - Pump Station
  - Thru Curb Drain
  - Treatment Device
  - Unknown
  - Mains
- Private Structures**
- Area Drain
  - BubbleUp
  - Catch Basin
  - Clean Out
  - Drop Inlet
  - Dry Well
  - Energy Dissipator
  - Inlet Culvert
  - Intercept Separator
  - Manhole
  - Outfall
  - Pump Station
  - Thru Curb Drain
  - Treatment Device
  - Unknown

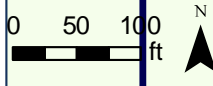


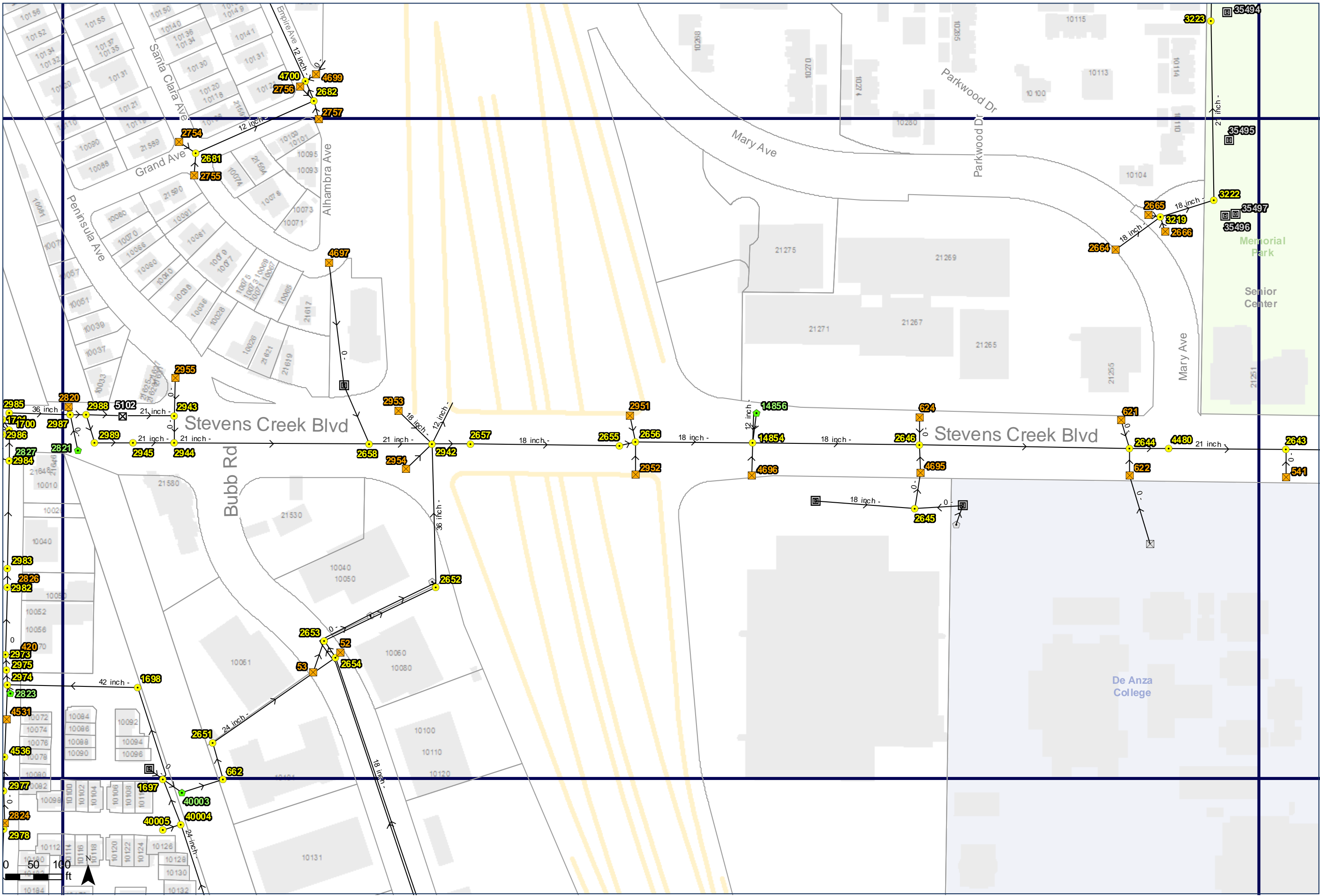
- Cupertino Structures**
- In Fall
  - Area Drain
  - BubbleUp
  - ⊗ Catch Basin
  - Clean Out
  - Drop Inlet
  - ⊕ Dry Well
  - ⊗ Energy Dissipator
  - ⊕ Inlet Culvert
  - ⊕ Intercept Separator
  - Manhole
  - Outfall
  - ⬛ Pump Station
  - ⊕ Thru Curb Drain
  - ⊗ Treatment Device
  - ⊗ Unknown
  - Mains
- Private Structures**
- Area Drain
  - BubbleUp
  - ⊗ Catch Basin
  - Clean Out
  - Drop Inlet
  - ⊕ Dry Well
  - ⊗ Energy Dissipator
  - ⊕ Inlet Culvert
  - ⊕ Intercept Separator
  - Manhole
  - Outfall
  - ⬛ Pump Station
  - ⊕ Thru Curb Drain
  - ⊗ Treatment Device
  - ⊗ Unknown




































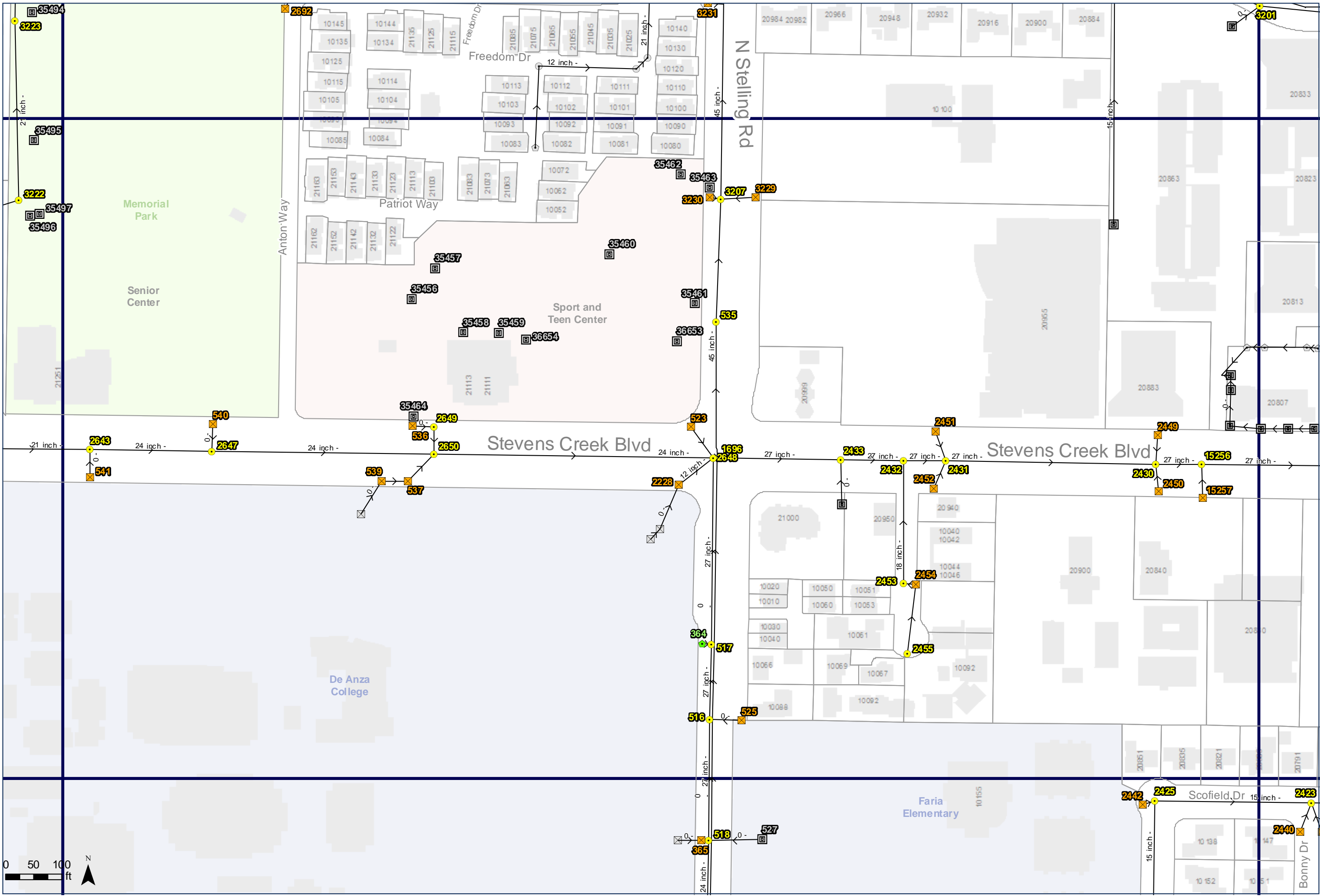
- Cupertino Structures**
- In Fall
  - Area Drain
  - BubbleUp
  - Catch Basin
  - Clean Out
  - Drop Inlet
  - Dry Well
  - Energy Dissipator
  - Inlet Culvert
  - Intercept Separator
  - Manhole
  - Outfall
  - Pump Station
  - Thru Curb Drain
  - Treatment Device
  - Unknown
  - Mains
- Private Structures**
- Area Drain
  - BubbleUp
  - Catch Basin
  - Clean Out
  - Drop Inlet
  - Dry Well
  - Energy Dissipator
  - Inlet Culvert
  - Intercept Separator
  - Manhole
  - Outfall
  - Pump Station
  - Thru Curb Drain
  - Treatment Device
  - Unknown



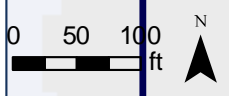


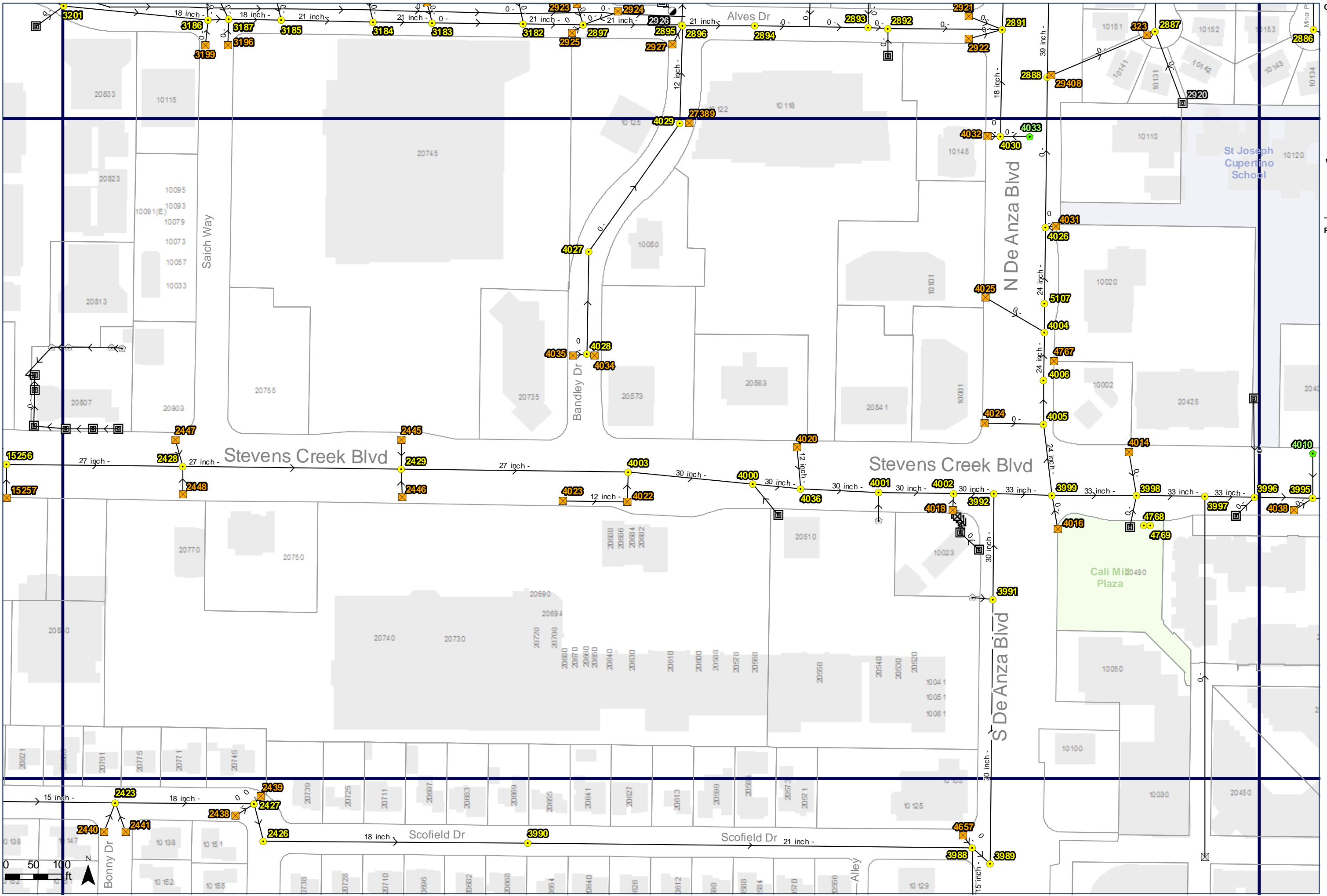
- Cupertino Structures**
-  In Fall
  -  Area Drain
  -  BubbleUp
  -  Catch Basin
  -  Clean Out
  -  Drop Inlet
  -  Dry Well
  -  Energy Dissipator
  -  Inlet Culvert
  -  Intercept Separator
  -  Manhole
  -  Outfall
  -  Pump Station
  -  Thru Curb Drain
  -  Treatment Device
  -  Unknown
- Private Structures**
-  Area Drain
  -  BubbleUp
  -  Catch Basin
  -  Clean Out
  -  Drop Inlet
  -  Dry Well
  -  Energy Dissipator
  -  Inlet Culvert
  -  Intercept Separator
  -  Manhole
  -  Outfall
  -  Pump Station
  -  Thru Curb Drain
  -  Treatment Device
  -  Unknown



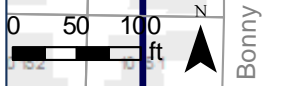


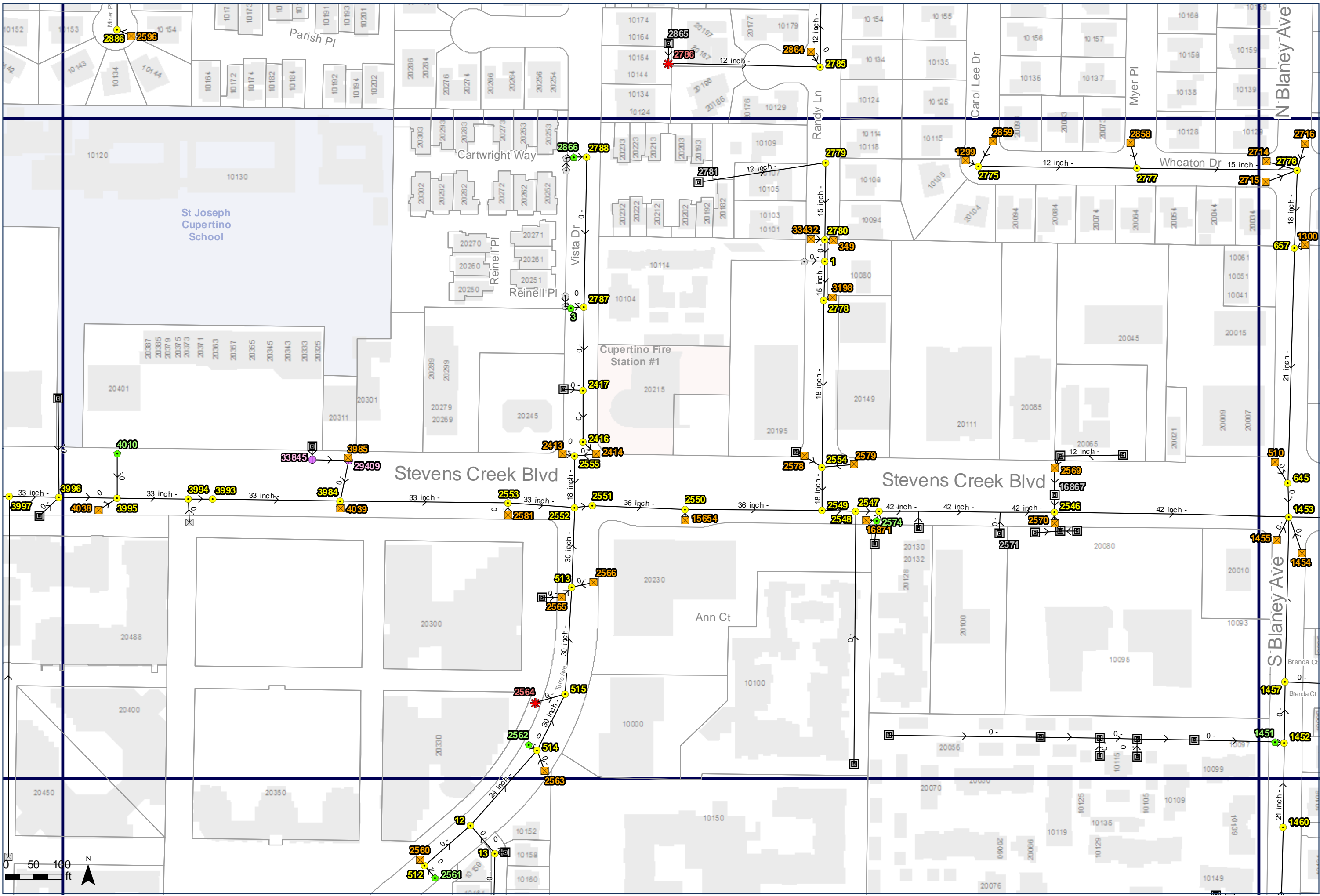
- Cupertino Structures**
- In Fall
  - Area Drain
  - BubbleUp
  - Catch Basin
  - Clean Out
  - Drop Inlet
  - Dry Well
  - Energy Dissipator
  - Inlet Culvert
  - Intercept Separator
  - Manhole
  - Outfall
  - Pump Station
  - Thru Curb Drain
  - Treatment Device
  - Unknown
  - Mains
- Private Structures**
- Area Drain
  - BubbleUp
  - Catch Basin
  - Clean Out
  - Drop Inlet
  - Dry Well
  - Energy Dissipator
  - Inlet Culvert
  - Intercept Separator
  - Manhole
  - Outfall
  - Pump Station
  - Thru Curb Drain
  - Treatment Device
  - Unknown





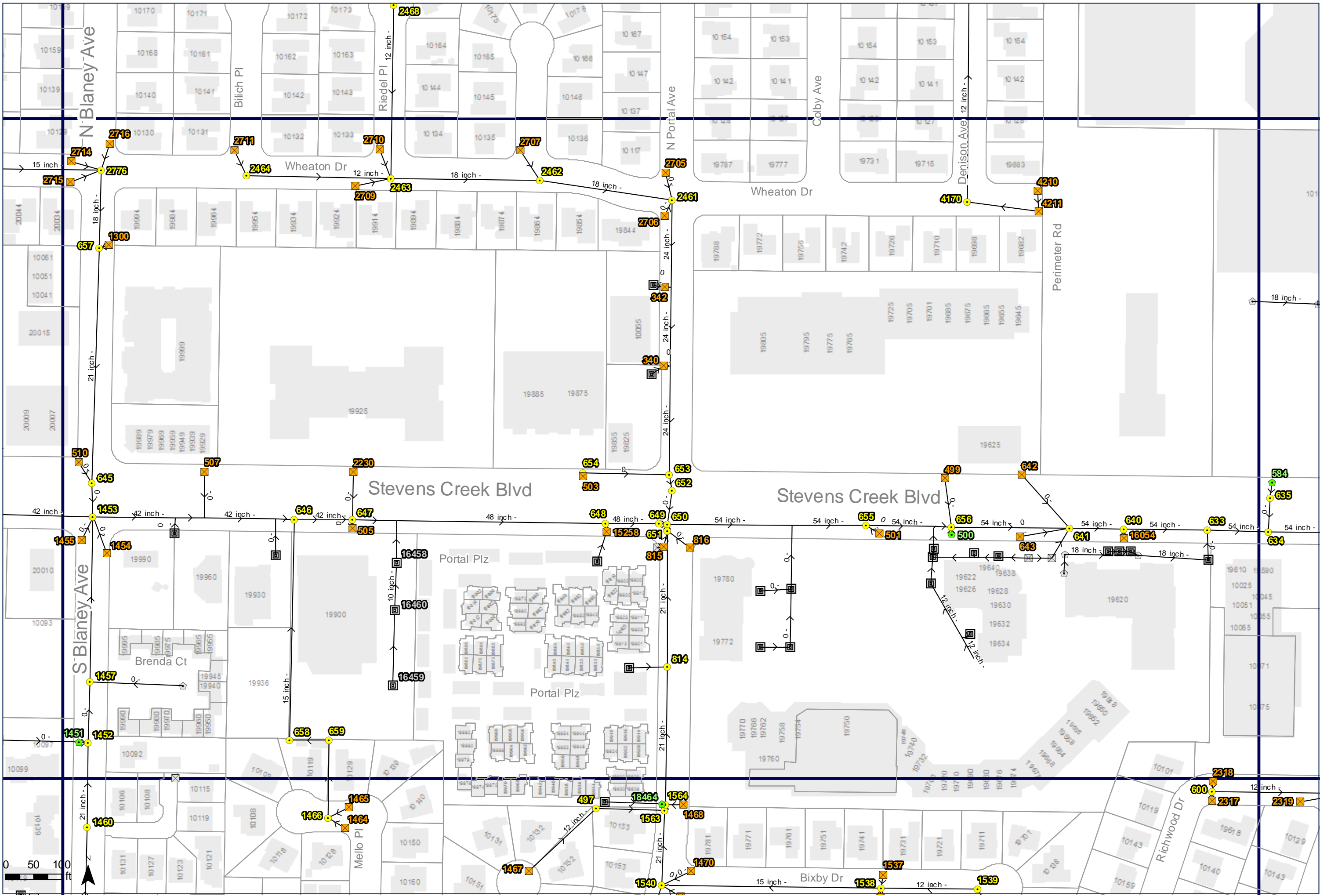
- Cupertino Structures**
- In Fall
  - Area Drain
  - BubbleUp
  - Catch Basin
  - Clean Out
  - Drop Inlet
  - Dry Well
  - Energy Dissipator
  - Inlet Culvert
  - Intercept Separator
  - Manhole
  - Outfall
  - Pump Station
  - Thru Curb Drain
  - Treatment Device
  - Unknown
  - Mains
- Private Structures**
- Area Drain
  - BubbleUp
  - Catch Basin
  - Clean Out
  - Drop Inlet
  - Dry Well
  - Energy Dissipator
  - Inlet Culvert
  - Intercept Separator
  - Manhole
  - Outfall
  - Pump Station
  - Thru Curb Drain
  - Treatment Device
  - Unknown



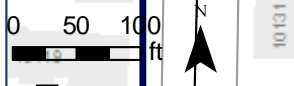


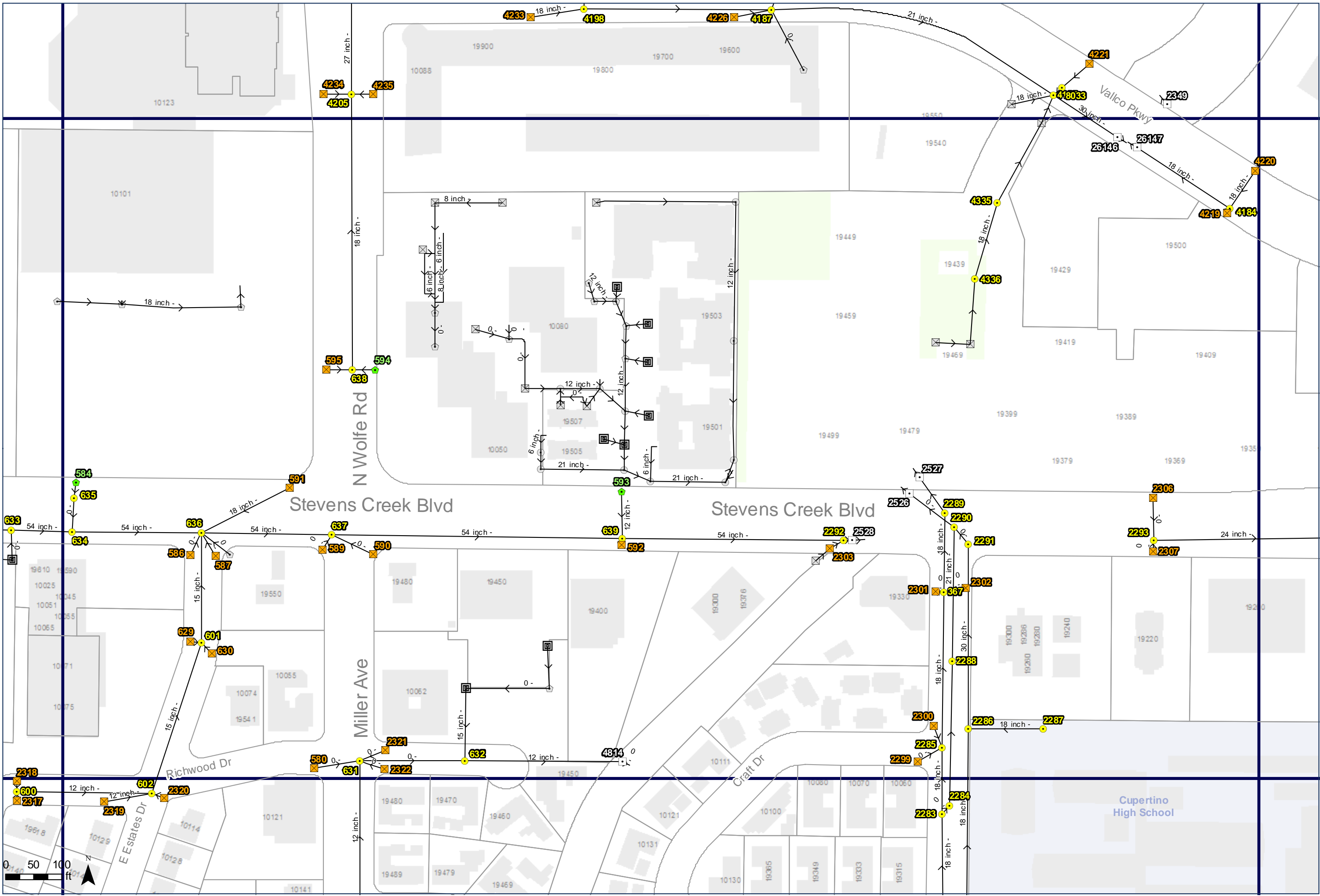
- Cupertino Structures**
- In Fall
  - ▣ Area Drain
  - BubbleUp
  - ⊠ Catch Basin
  - Clean Out
  - Drop Inlet
  - ⊕ Dry Well
  - ⊙ Energy Dissipator
  - ▣ Inlet Culvert
  - ⊕ Intercept Separator
  - Manhole
  - ▣ Outfall
  - ⬛ Pump Station
  - ⊕ Thru Curb Drain
  - ⊠ Treatment Device
  - ⊙ Unknown
  - Mains
- Private Structures**
- ▣ Area Drain
  - BubbleUp
  - ⊠ Catch Basin
  - Clean Out
  - Drop Inlet
  - ⊕ Dry Well
  - ⊙ Energy Dissipator
  - ▣ Inlet Culvert
  - ⊕ Intercept Separator
  - Manhole
  - ▣ Outfall
  - ⬛ Pump Station
  - ⊕ Thru Curb Drain
  - ⊠ Treatment Device
  - ⊙ Unknown



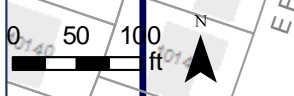


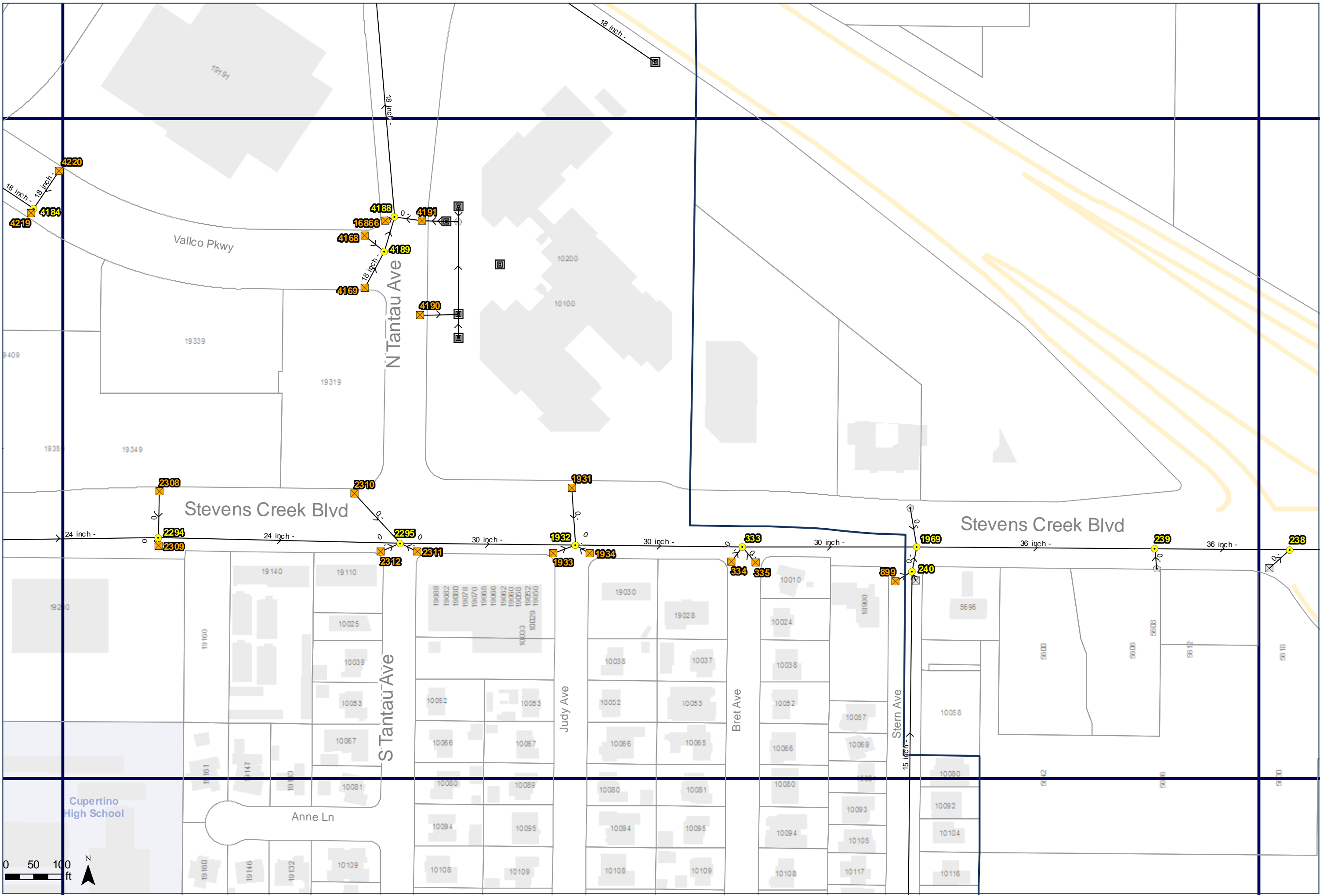
- Cupertino Structures**
- In Fall
  - Area Drain
  - BubbleUp
  - Catch Basin
  - Clean Out
  - Drop Inlet
  - Dry Well
  - Energy Dissipator
  - Inlet Culvert
  - Intercept Separator
  - Manhole
  - Outfall
  - Pump Station
  - Thru Curb Drain
  - Treatment Device
  - Unknown
  - Mains
- Private Structures**
- Area Drain
  - BubbleUp
  - Catch Basin
  - Clean Out
  - Drop Inlet
  - Dry Well
  - Energy Dissipator
  - Inlet Culvert
  - Intercept Separator
  - Manhole
  - Outfall
  - Pump Station
  - Thru Curb Drain
  - Treatment Device
  - Unknown





- Cupertino Structures**
- In Fall
  - Area Drain
  - BubbleUp
  - Catch Basin
  - Clean Out
  - Drop Inlet
  - Dry Well
  - Energy Dissipator
  - Inlet Culvert
  - Intercept Separator
  - Manhole
  - Outfall
  - Pump Station
  - Thru Curb Drain
  - Treatment Device
  - Unknown
  - Mains
- Private Structures**
- Area Drain
  - BubbleUp
  - Catch Basin
  - Clean Out
  - Drop Inlet
  - Dry Well
  - Energy Dissipator
  - Inlet Culvert
  - Intercept Separator
  - Manhole
  - Outfall
  - Pump Station
  - Thru Curb Drain
  - Treatment Device
  - Unknown














- Cupertino Structures**
- In Fall
  - Area Drain
  - BubbleUp
  - Catch Basin
  - Clean Out
  - Drop Inlet
  - Dry Well
  - Energy Dissipator
  - Inlet Culvert
  - Intercept Separator
  - Manhole
  - Outfall
  - Pump Station
  - Thru Curb Drain
  - Treatment Device
  - Unknown
  - Mains
- Private Structures**
- Area Drain
  - BubbleUp
  - Catch Basin
  - Clean Out
  - Drop Inlet
  - Dry Well
  - Energy Dissipator
  - Inlet Culvert
  - Intercept Separator
  - Manhole
  - Outfall
  - Pump Station
  - Thru Curb Drain
  - Treatment Device
  - Unknown

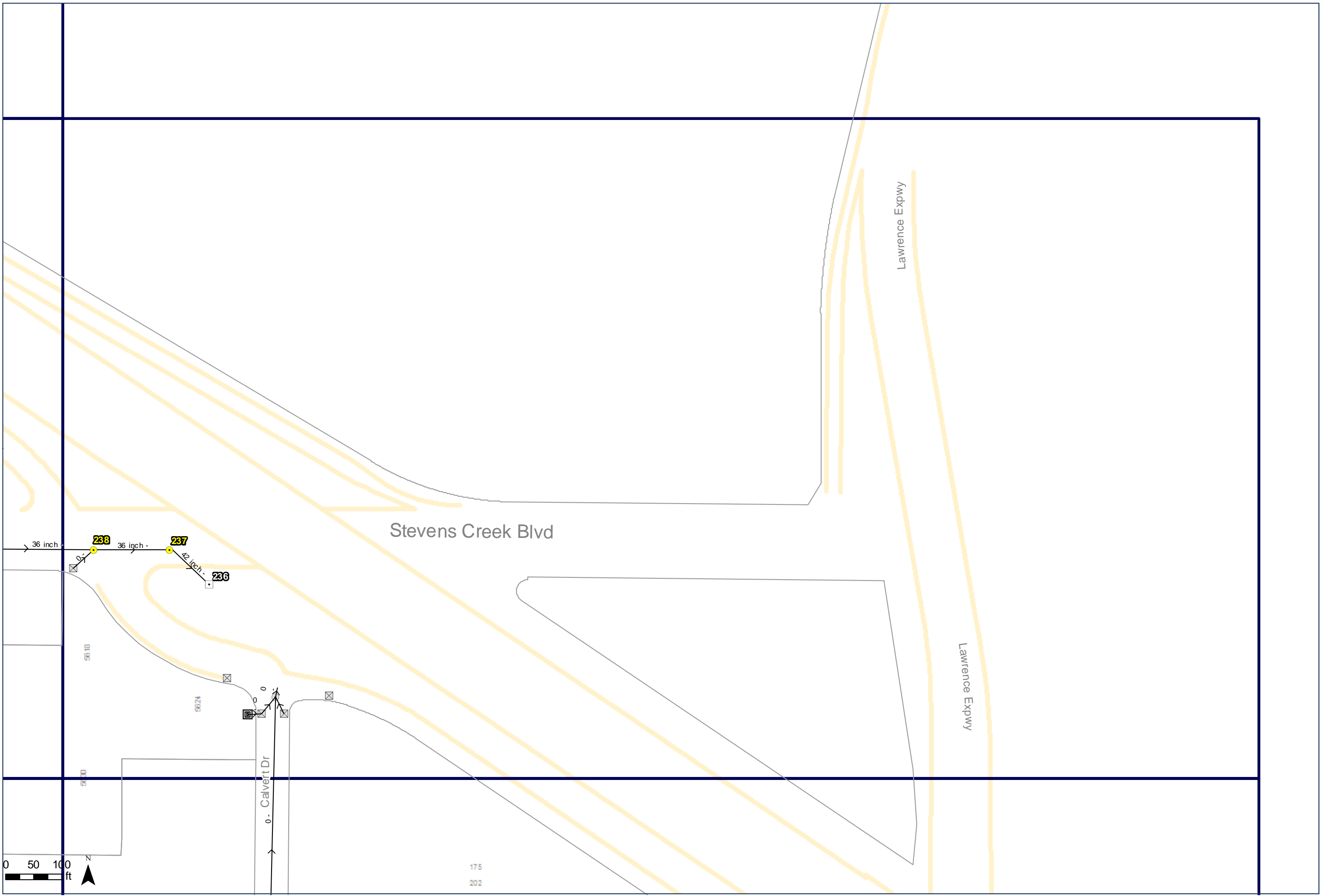


Cupertino High School

-  In Fall
-  Area Drain
-  BubbleUp
-  Catch Basin
-  Clean Out
-  Drop Inlet
-  Dry Well
-  Energy Dissipator
-  Inlet Culvert
-  Intercept Separator
-  Manhole
-  Outfall
-  Pump Station
-  Thru Curb Drain
-  Treatment Device
-  Unknown
-  Mains

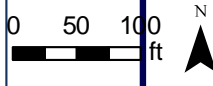
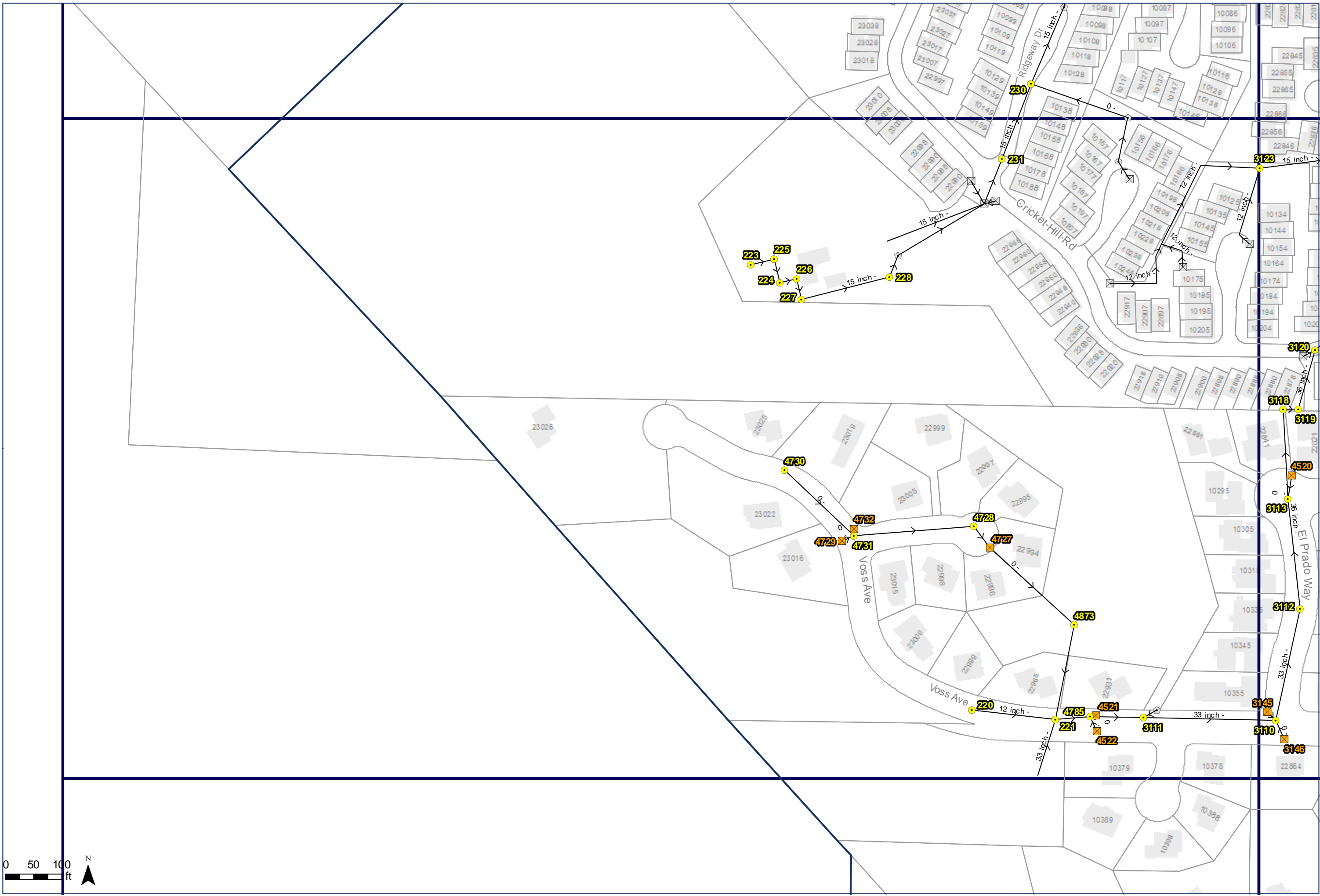
Private Structures

-  Area Drain
-  BubbleUp
-  Catch Basin
-  Clean Out
-  Drop Inlet
-  Dry Well
-  Energy Dissipator
-  Inlet Culvert
-  Intercept Separator
-  Manhole
-  Outfall
-  Pump Station
-  Thru Curb Drain
-  Treatment Device
-  Unknown

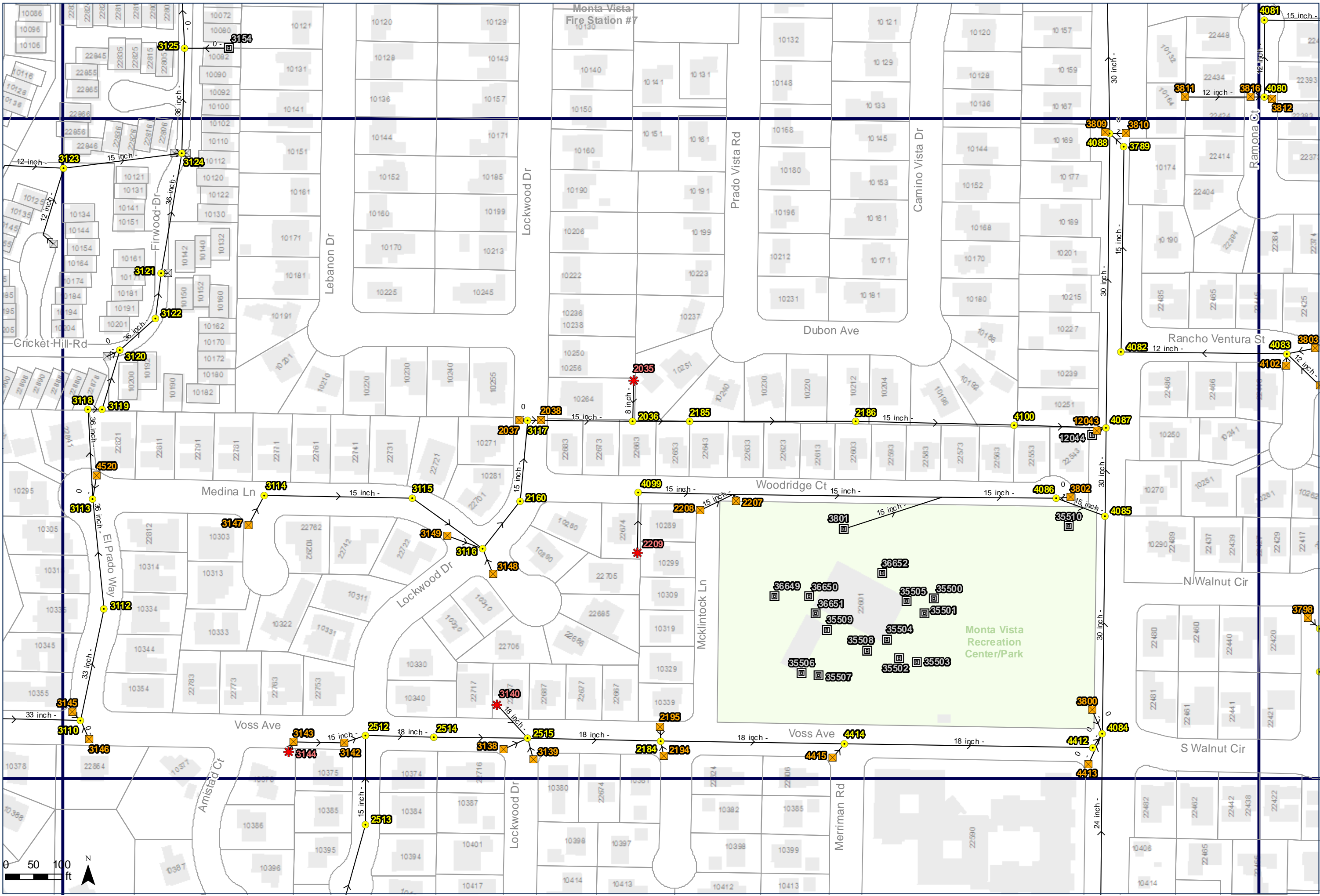


175  
202

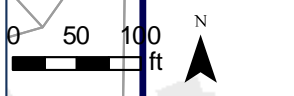
- Cupertino Structures**
- In Fall
  - Area Drain
  - BubbleUp
  - Catch Basin
  - Clean Out
  - Drop Inlet
  - Dry Well
  - Energy Dissipator
  - Inlet Culvert
  - Intercept Separator
  - Manhole
  - Outfall
  - Pump Station
  - Thru Curb Drain
  - Treatment Device
  - Unknown
  - Mains
- Private Structures**
- Area Drain
  - BubbleUp
  - Catch Basin
  - Clean Out
  - Drop Inlet
  - Dry Well
  - Energy Dissipator
  - Inlet Culvert
  - Intercept Separator
  - Manhole
  - Outfall
  - Pump Station
  - Thru Curb Drain
  - Treatment Device
  - Unknown

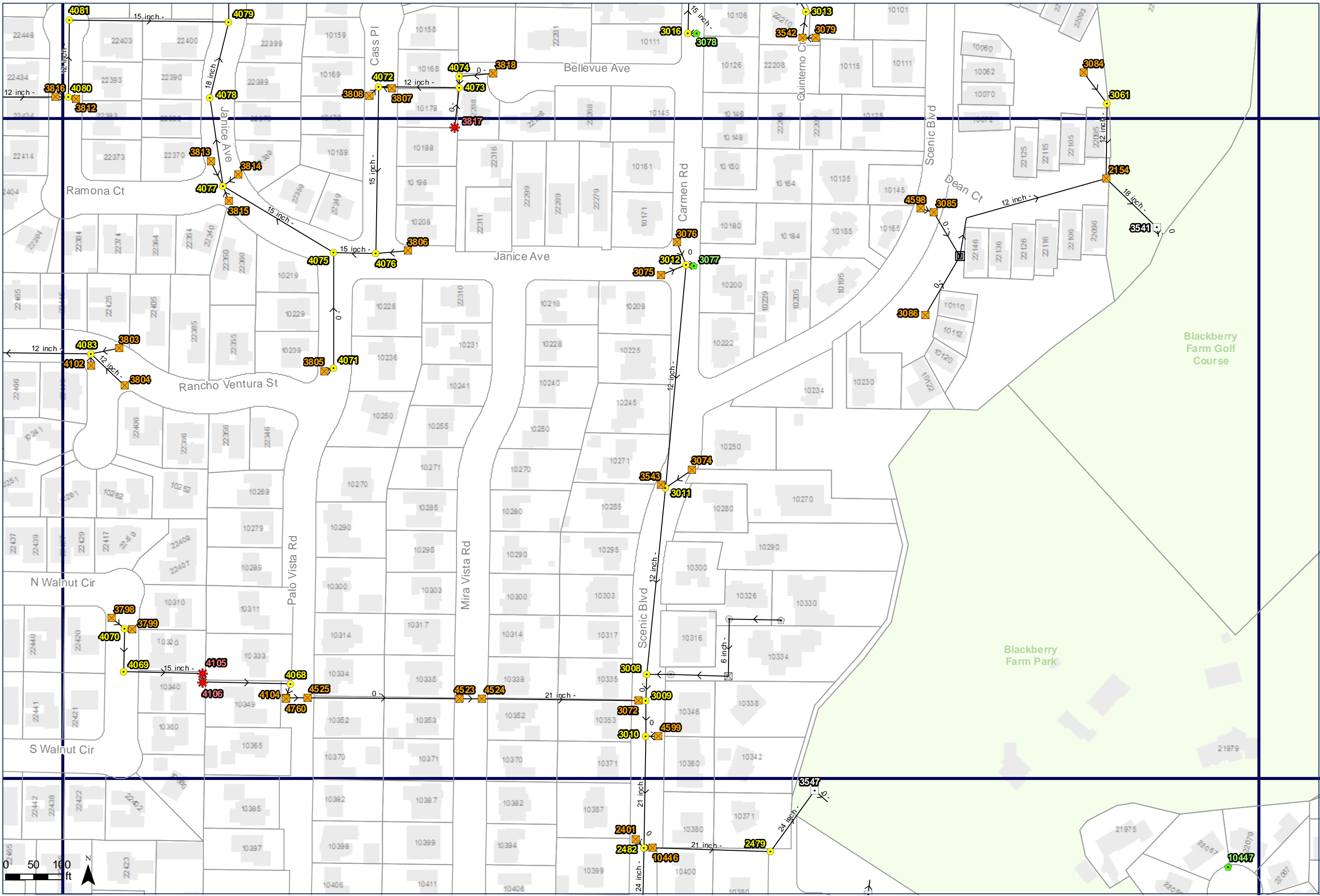




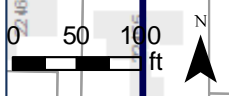


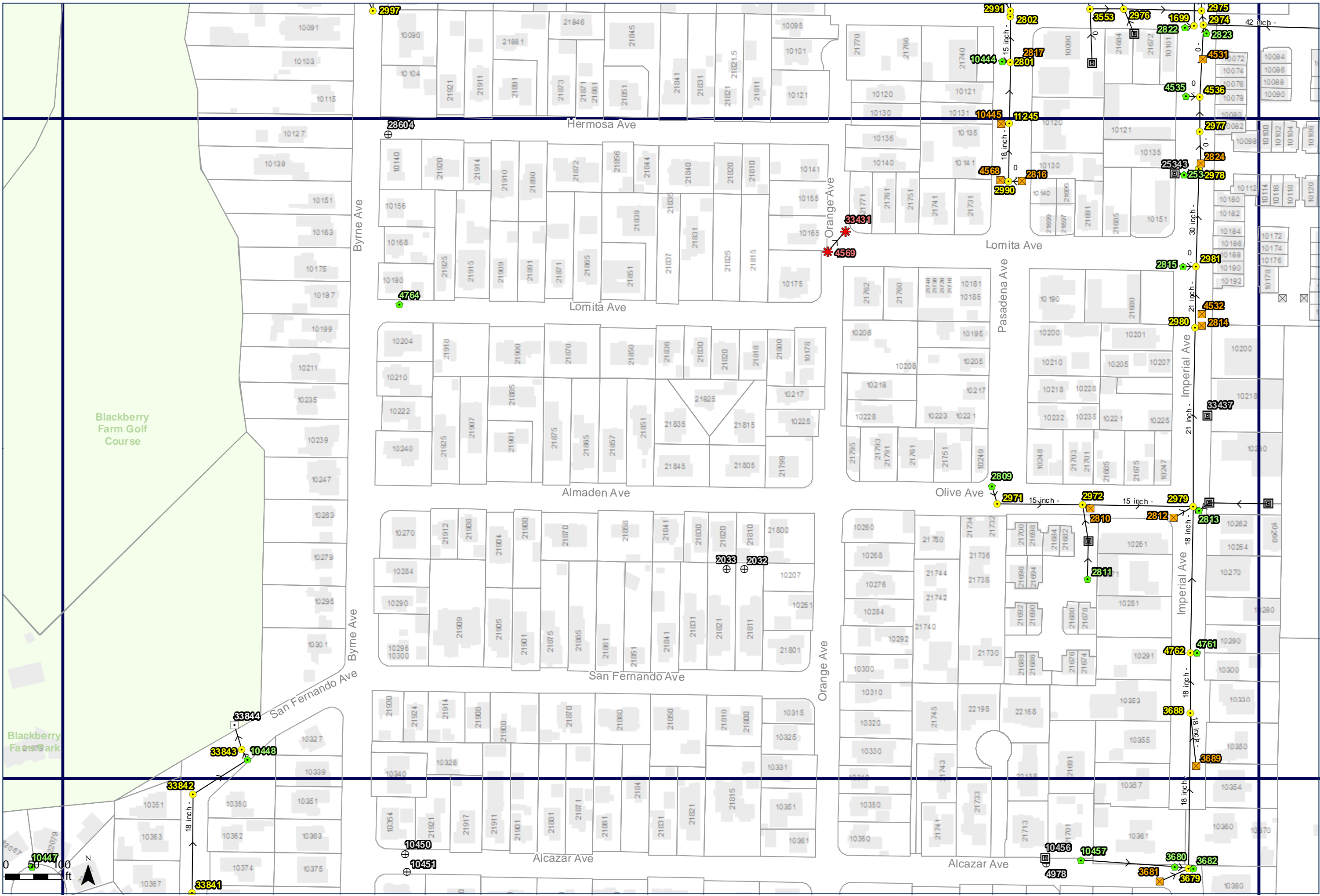
- Cupertino Structures**
- In Fall
  - Area Drain
  - BubbleUp
  - Catch Basin
  - Clean Out
  - Drop Inlet
  - Dry Well
  - Energy Dissipator
  - Inlet Culvert
  - Intercept Separator
  - Manhole
  - Outfall
  - Pump Station
  - Thru Curb Drain
  - Treatment Device
  - Unknown
  - Mains
- Private Structures**
- Area Drain
  - BubbleUp
  - Catch Basin
  - Clean Out
  - Drop Inlet
  - Dry Well
  - Energy Dissipator
  - Inlet Culvert
  - Intercept Separator
  - Manhole
  - Outfall
  - Pump Station
  - Thru Curb Drain
  - Treatment Device
  - Unknown



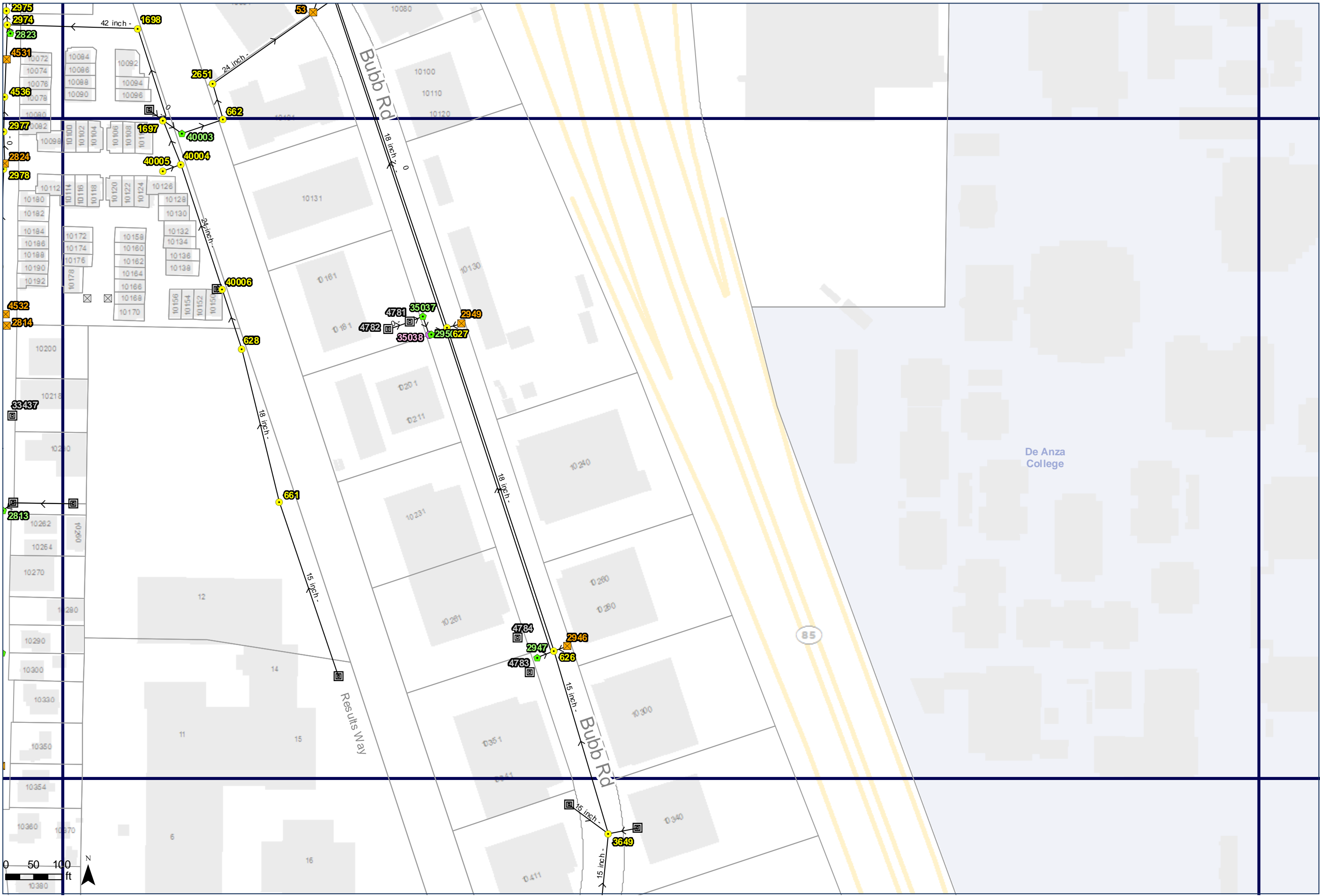


- Cupertino Structures**
- In Fall
  - Area Drain
  - BubbleUp
  - Catch Basin
  - Clean Out
  - Drop Inlet
  - Dry Well
  - Energy Dissipator
  - Inlet Culvert
  - Intercept Separator
  - Manhole
  - Outfall
  - Pump Station
  - Thru Curb Drain
  - Treatment Device
  - Unknown
  - Mains
- Private Structures**
- Area Drain
  - BubbleUp
  - Catch Basin
  - Clean Out
  - Drop Inlet
  - Dry Well
  - Energy Dissipator
  - Inlet Culvert
  - Intercept Separator
  - Manhole
  - Outfall
  - Pump Station
  - Thru Curb Drain
  - Treatment Device
  - Unknown

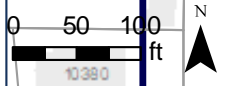




- Cupertino Structures**
- In Fall
  - ▣ Area Drain
  - BubbleUp
  - ⊠ Catch Basin
  - Clean Out
  - Drop Inlet
  - ⊕ Dry Well
  - Energy Dissipator
  - ▣ Inlet Culvert
  - ⊕ Intercept Separator
  - Manhole
  - ▣ Outfall
  - ⬛ Pump Station
  - ⊕ Thru Curb Drain
  - ⊠ Treatment Device
  - ⊛ Unknown
  - ⊛ Unknown
  - Mains
- Private Structures**
- ▣ Area Drain
  - BubbleUp
  - ⊠ Catch Basin
  - Clean Out
  - Drop Inlet
  - ⊕ Dry Well
  - Energy Dissipator
  - ▣ Inlet Culvert
  - ⊕ Intercept Separator
  - Manhole
  - ▣ Outfall
  - ⬛ Pump Station
  - ⊕ Thru Curb Drain
  - ⊠ Treatment Device
  - ⊛ Unknown

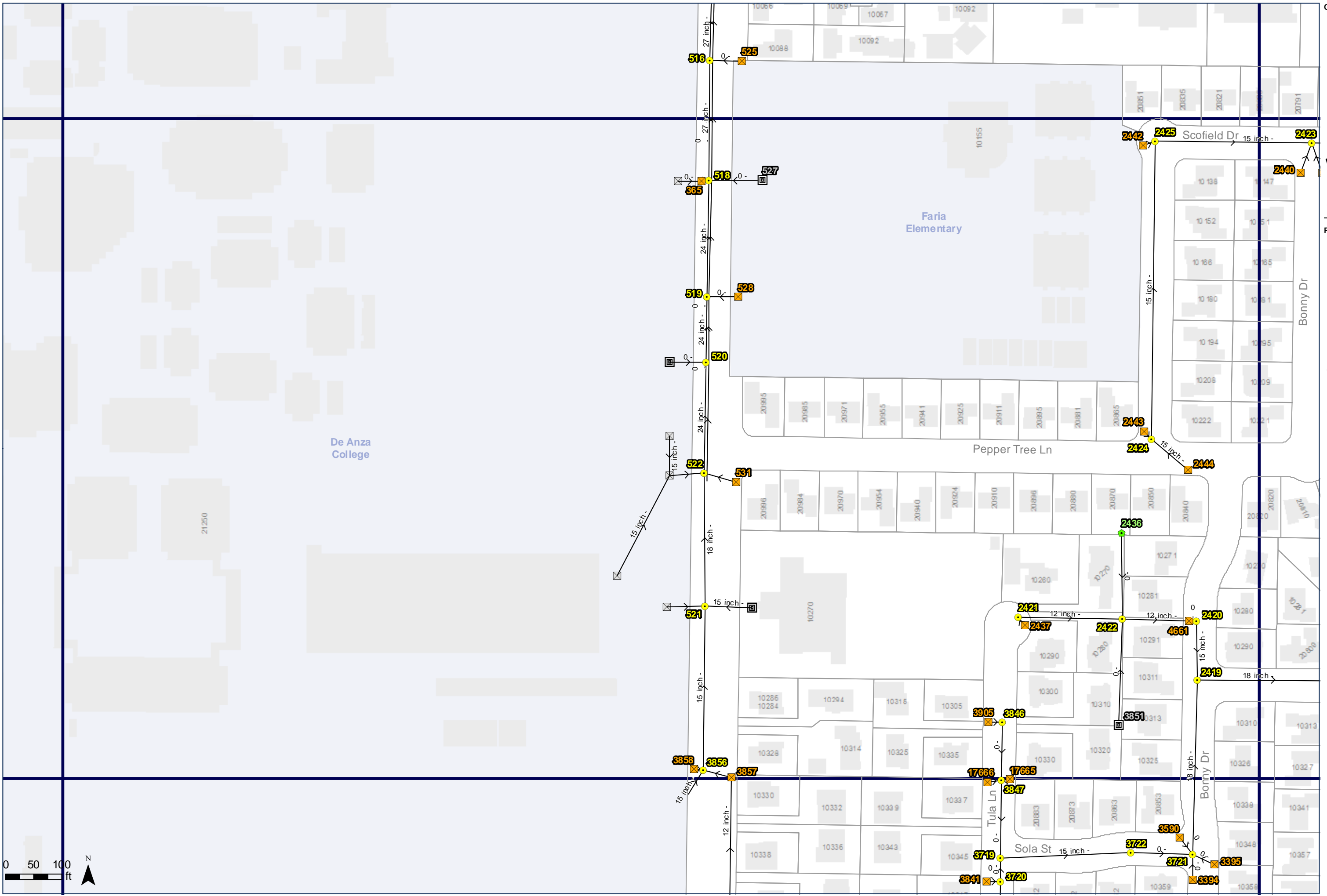


- Cupertino Structures**
- In Fall
  - Area Drain
  - BubbleUp
  - Catch Basin
  - Clean Out
  - Drop Inlet
  - Dry Well
  - Energy Dissipator
  - Inlet Culvert
  - Intercept Separator
  - Manhole
  - Outfall
  - Pump Station
  - Thru Curb Drain
  - Treatment Device
  - Unknown
  - Mains
- Private Structures**
- Area Drain
  - BubbleUp
  - Catch Basin
  - Clean Out
  - Drop Inlet
  - Dry Well
  - Energy Dissipator
  - Inlet Culvert
  - Intercept Separator
  - Manhole
  - Outfall
  - Pump Station
  - Thru Curb Drain
  - Treatment Device
  - Unknown

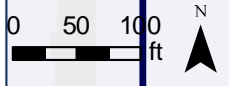


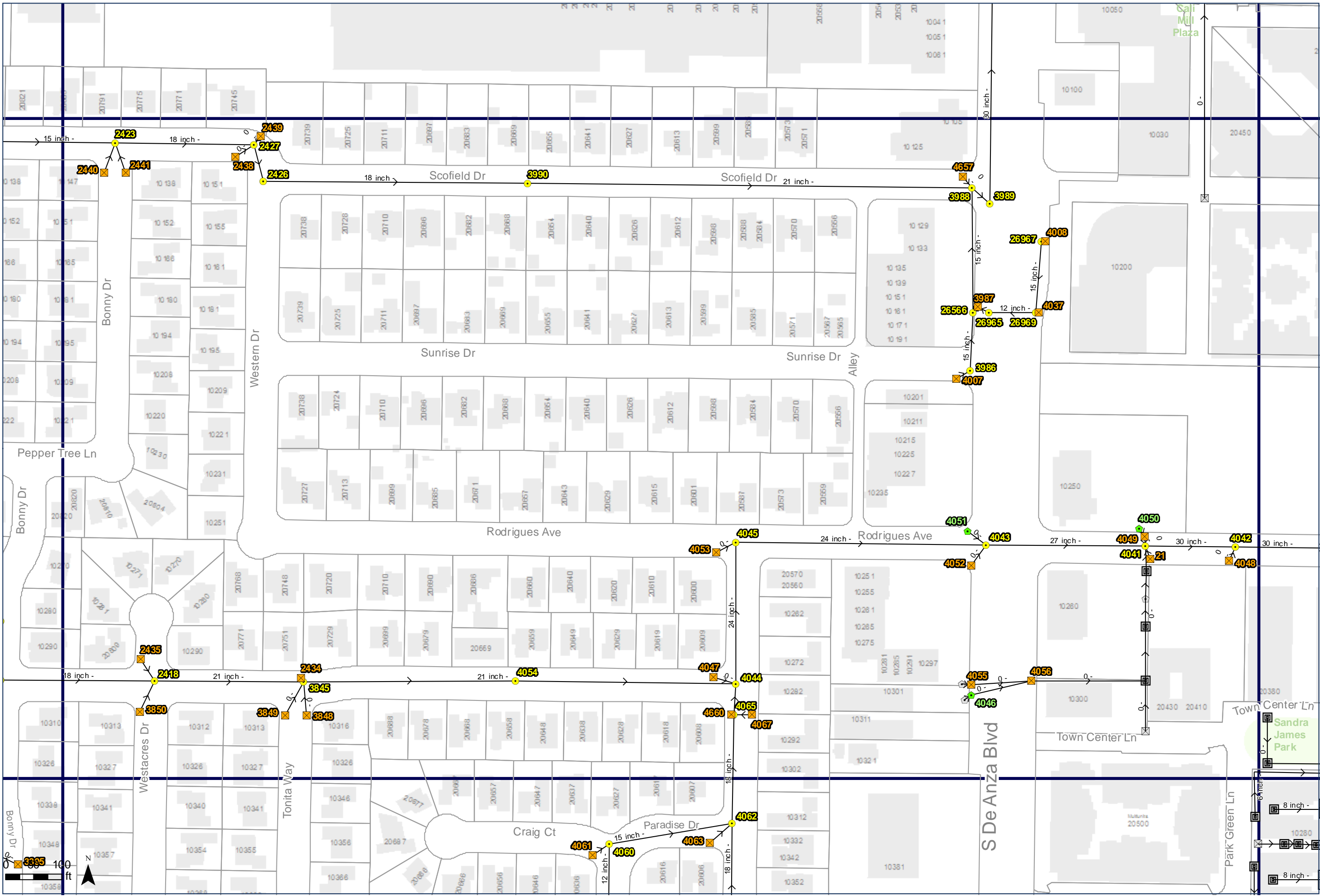
De Anza College

85

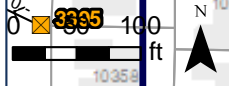


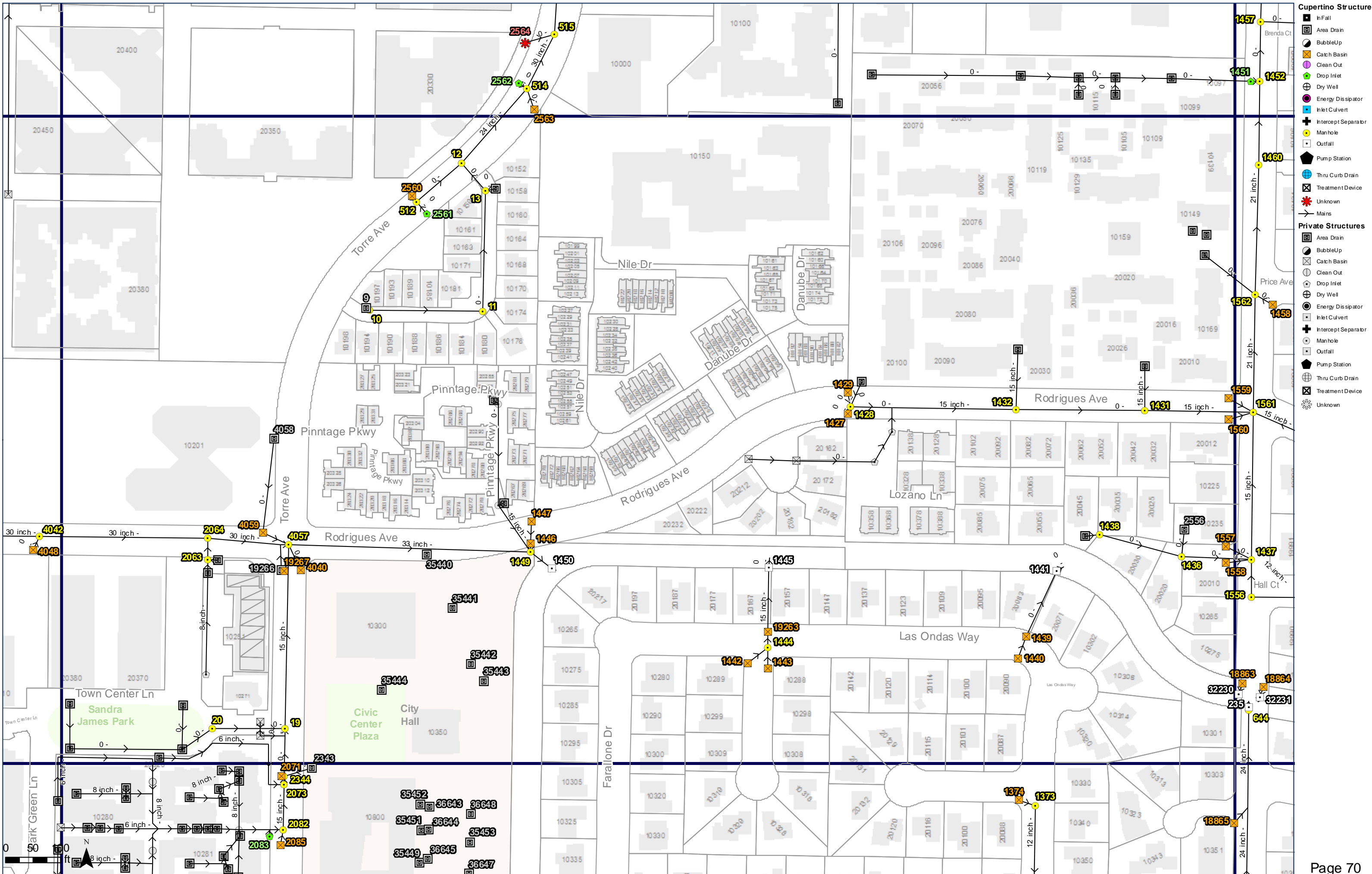
- Cupertino Structures**
- In Fall
  - Area Drain
  - BubbleUp
  - Catch Basin
  - Clean Out
  - Drop Inlet
  - Dry Well
  - Energy Dissipator
  - Inlet Culvert
  - Intercept Separator
  - Manhole
  - Outfall
  - Pump Station
  - Thru Curb Drain
  - Treatment Device
  - Unknown
  - Mains
- Private Structures**
- Area Drain
  - BubbleUp
  - Catch Basin
  - Clean Out
  - Drop Inlet
  - Dry Well
  - Energy Dissipator
  - Inlet Culvert
  - Intercept Separator
  - Manhole
  - Outfall
  - Pump Station
  - Thru Curb Drain
  - Treatment Device
  - Unknown



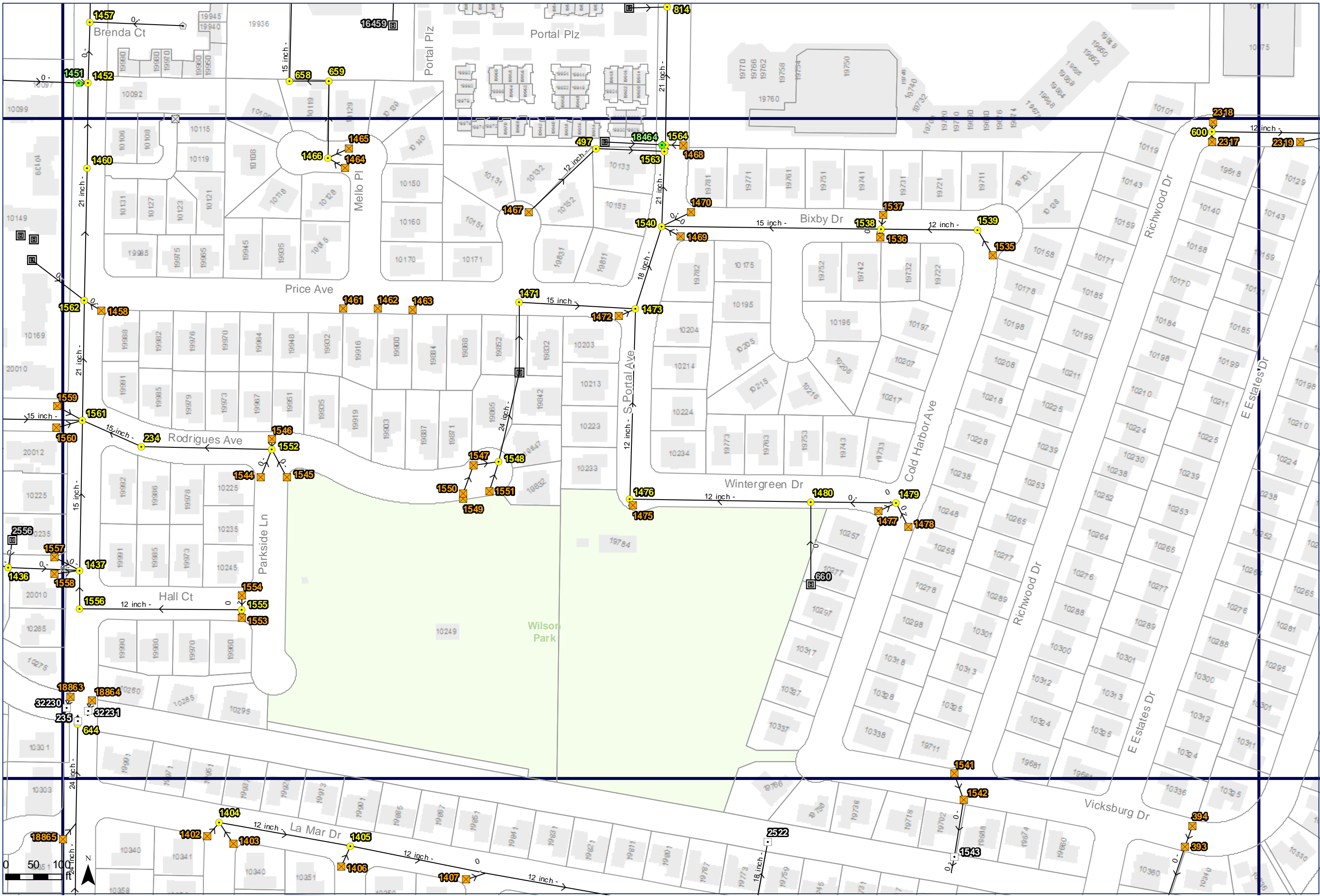


- Cupertino Structures**
- In Fall
  - ▣ Area Drain
  - BubbleUp
  - ⊠ Catch Basin
  - Clean Out
  - ⊕ Drop Inlet
  - ⊕ Dry Well
  - ⊕ Energy Dissipator
  - ⊕ Inlet Culvert
  - ⊕ Intercept Separator
  - ⊕ Manhole
  - ⊕ Outfall
  - ⊕ Pump Station
  - ⊕ Thru Curb Drain
  - ⊕ Treatment Device
  - ⊕ Unknown
  - Mains
- Private Structures**
- ▣ Area Drain
  - BubbleUp
  - ⊠ Catch Basin
  - Clean Out
  - ⊕ Drop Inlet
  - ⊕ Dry Well
  - ⊕ Energy Dissipator
  - ⊕ Inlet Culvert
  - ⊕ Intercept Separator
  - ⊕ Manhole
  - ⊕ Outfall
  - ⊕ Pump Station
  - ⊕ Thru Curb Drain
  - ⊕ Treatment Device
  - ⊕ Unknown



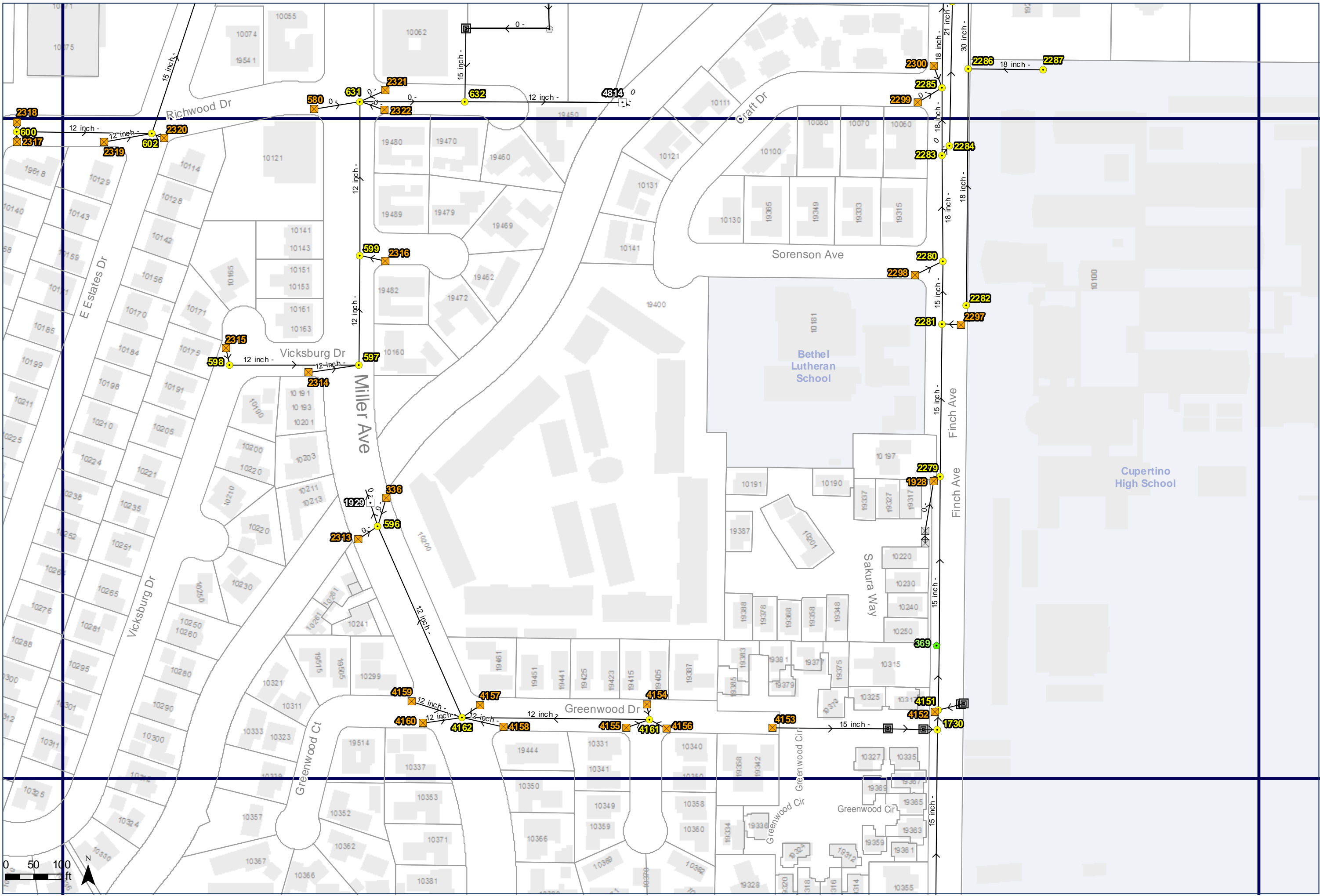


- Cupertino Structures**
- In Fall
  - Area Drain
  - BubbleUp
  - Catch Basin
  - Clean Out
  - Drop Inlet
  - Dry Well
  - Energy Dissipator
  - Inlet Culvert
  - Intercept Separator
  - Manhole
  - Outfall
  - Pump Station
  - Thru Curb Drain
  - Treatment Device
  - Unknown
  - Mains
- Private Structures**
- Area Drain
  - BubbleUp
  - Catch Basin
  - Clean Out
  - Drop Inlet
  - Dry Well
  - Energy Dissipator
  - Inlet Culvert
  - Intercept Separator
  - Manhole
  - Outfall
  - Pump Station
  - Thru Curb Drain
  - Treatment Device
  - Unknown

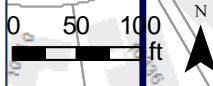


- Cupertino Structures**
- In Fall
  - Area Drain
  - BubbleUp
  - Catch Basin
  - Clean Out
  - Drop Inlet
  - Dry Well
  - Energy Dissipator
  - Inlet Culvert
  - Intercept Separator
  - Manhole
  - Outfall
  - Pump Station
  - Thru Curb Drain
  - Treatment Device
  - Unknown
  - Mains
- Private Structures**
- Area Drain
  - BubbleUp
  - Catch Basin
  - Clean Out
  - Drop Inlet
  - Dry Well
  - Energy Dissipator
  - Inlet Culvert
  - Intercept Separator
  - Manhole
  - Outfall
  - Pump Station
  - Thru Curb Drain
  - Treatment Device
  - Unknown





- Cupertino Structures**
- In Fall
  - Area Drain
  - BubbleUp
  - ⊠ Catch Basin
  - Clean Out
  - Drop Inlet
  - ⊕ Dry Well
  - ⊗ Energy Dissipator
  - ⊕ Inlet Culvert
  - ⊕ Intercept Separator
  - Manhole
  - Outfall
  - ⬛ Pump Station
  - ⊕ Thru Curb Drain
  - ⊠ Treatment Device
  - ✳ Unknown
  - Mains
- Private Structures**
- Area Drain
  - BubbleUp
  - ⊠ Catch Basin
  - Clean Out
  - Drop Inlet
  - ⊕ Dry Well
  - ⊗ Energy Dissipator
  - ⊕ Inlet Culvert
  - ⊕ Intercept Separator
  - Manhole
  - Outfall
  - ⬛ Pump Station
  - ⊕ Thru Curb Drain
  - ⊠ Treatment Device
  - ✳ Unknown

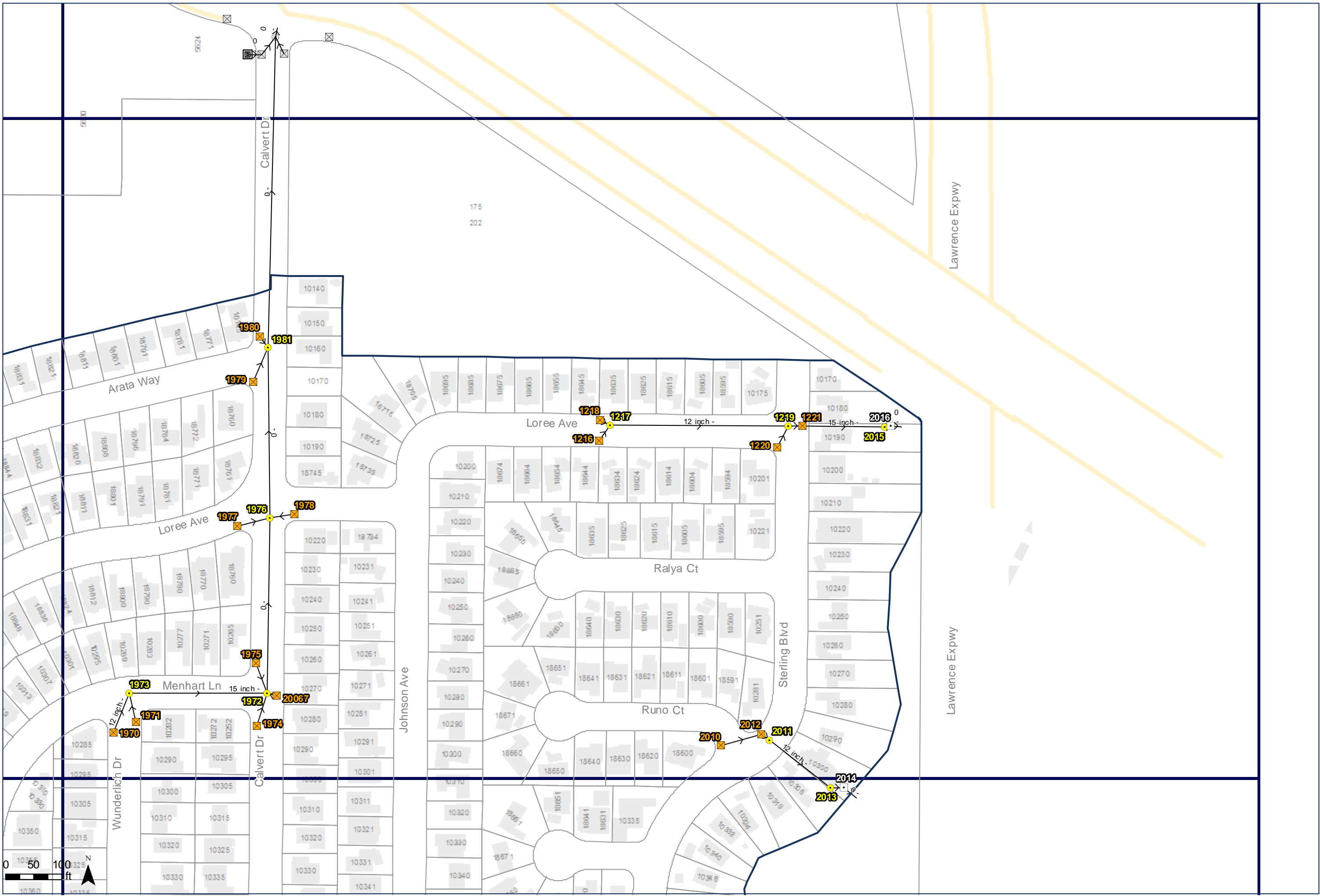




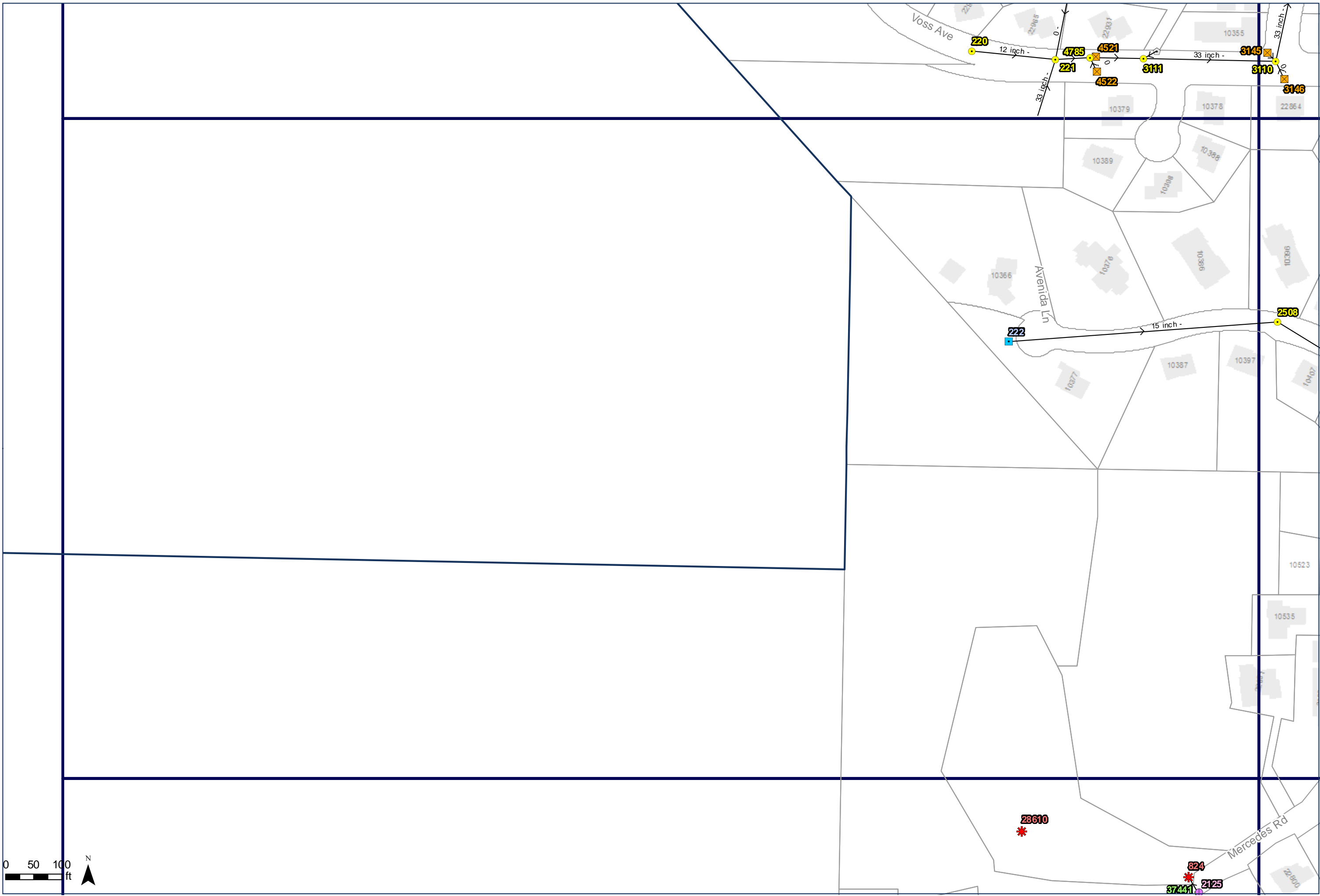
- Cupertino Structures**
- In Fall
  - Area Drain
  - BubbleUp
  - Catch Basin
  - Clean Out
  - Drop Inlet
  - Dry Well
  - Energy Dissipator
  - Inlet Culvert
  - Intercept Separator
  - Manhole
  - Outfall
  - Pump Station
  - Thru Curb Drain
  - Treatment Device
  - Unknown
  - Mains
- Private Structures**
- Area Drain
  - BubbleUp
  - Catch Basin
  - Clean Out
  - Drop Inlet
  - Dry Well
  - Energy Dissipator
  - Intercept Separator
  - Manhole
  - Outfall
  - Pump Station
  - Thru Curb Drain
  - Treatment Device
  - Unknown



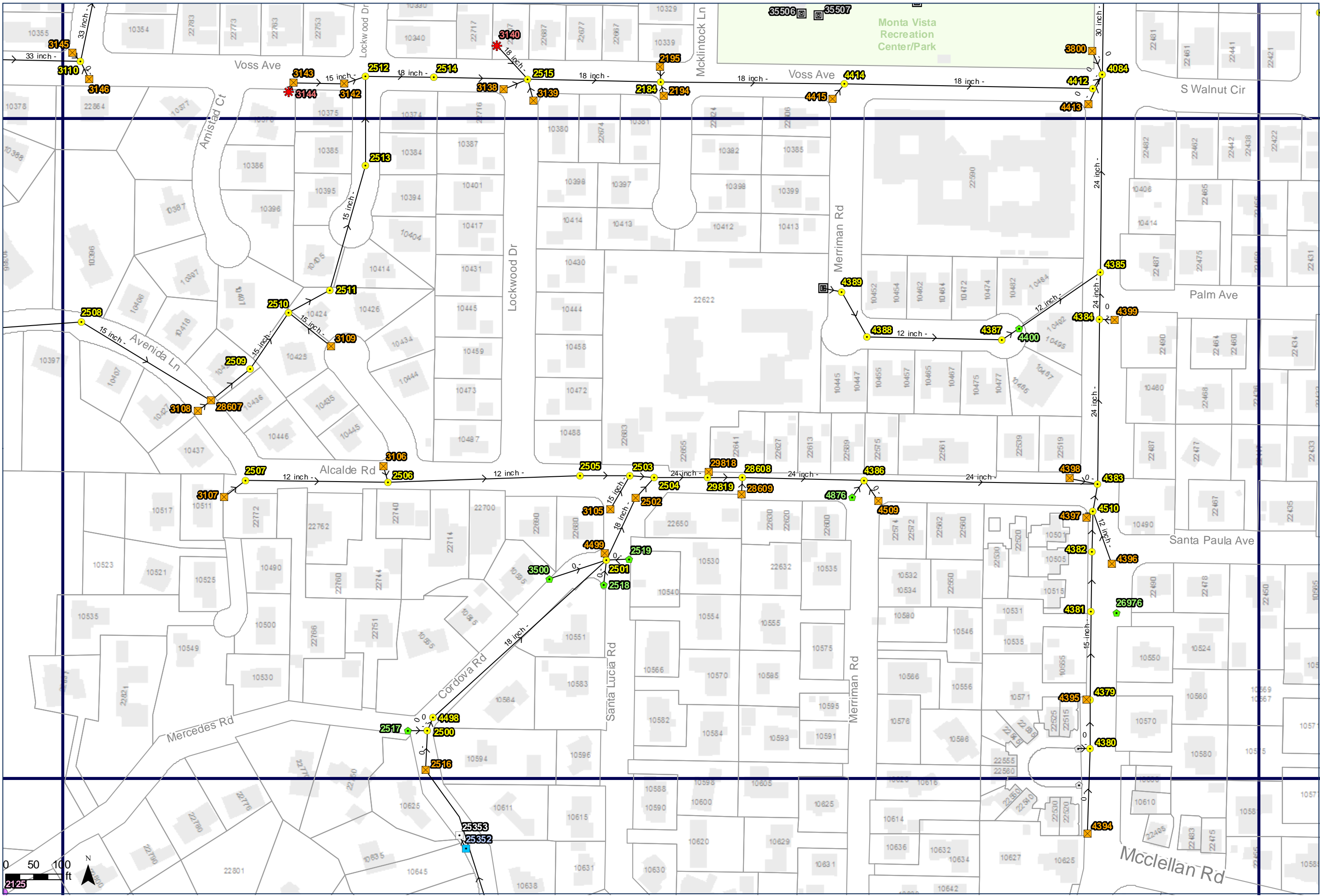
Cupertino High School



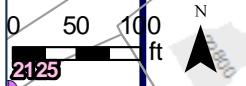
- Cupertino Structures**
- In Fall
  - Area Drain
  - BubbleUp
  - Catch Basin
  - Clean Out
  - Drop Inlet
  - Dry Well
  - Energy Dissipator
  - Inlet Culvert
  - Intercept Separator
  - Manhole
  - Outfall
  - Pump Station
  - Thru Curb Drain
  - Treatment Device
  - Unknown
  - Mains
- Private Structures**
- Area Drain
  - BubbleUp
  - Catch Basin
  - Clean Out
  - Drop Inlet
  - Dry Well
  - Energy Dissipator
  - Inlet Culvert
  - Intercept Separator
  - Manhole
  - Outfall
  - Pump Station
  - Thru Curb Drain
  - Treatment Device
  - Unknown

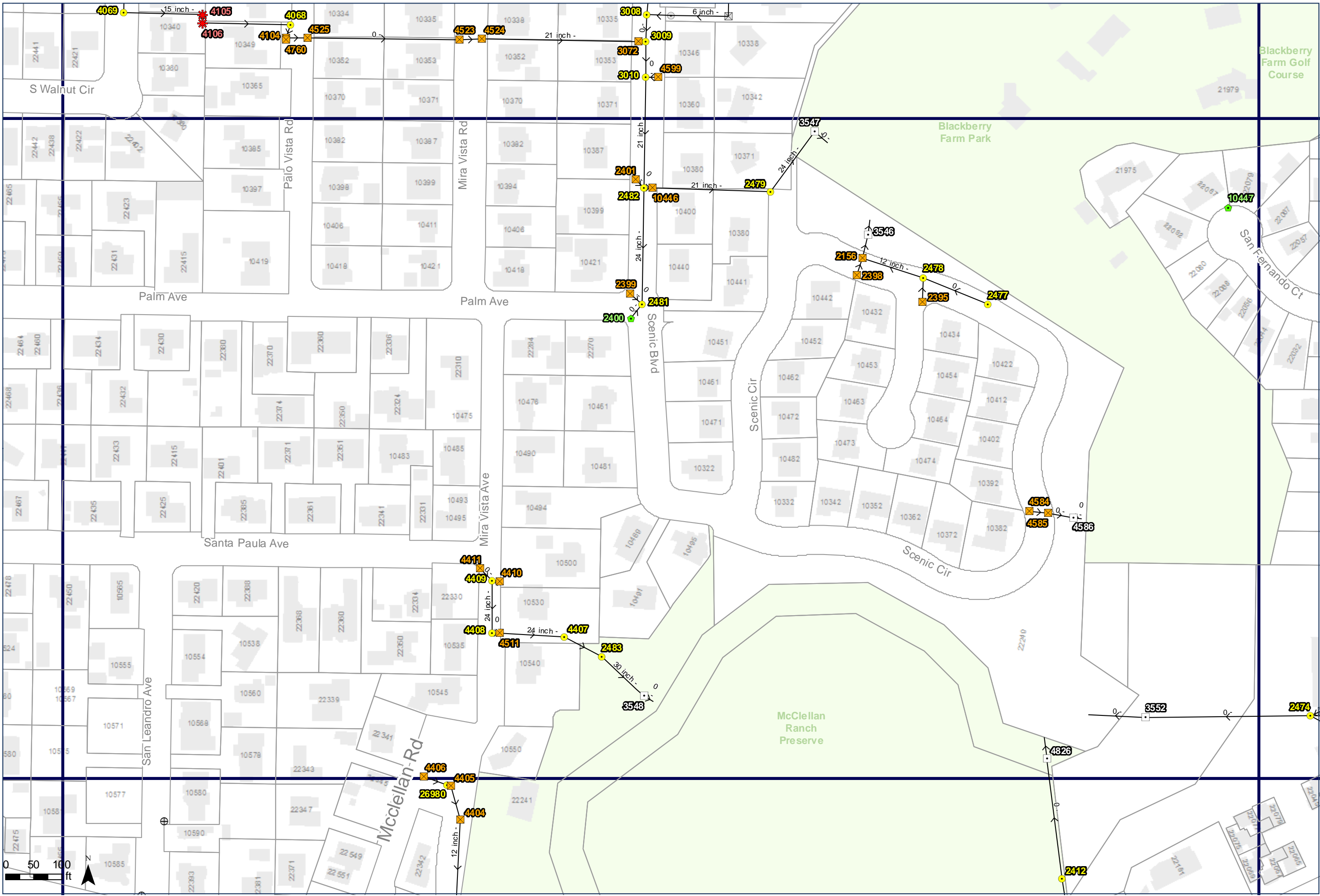


- Cupertino Structures**
- In Fall
  - Area Drain
  - BubbleUp
  - Catch Basin
  - Clean Out
  - Drop Inlet
  - Dry Well
  - Energy Dissipator
  - Inlet Culvert
  - Intercept Separator
  - Manhole
  - Outfall
  - Pump Station
  - Thru Curb Drain
  - Treatment Device
  - Unknown
  - Mains
- Private Structures**
- Area Drain
  - BubbleUp
  - Catch Basin
  - Clean Out
  - Drop Inlet
  - Dry Well
  - Energy Dissipator
  - Inlet Culvert
  - Intercept Separator
  - Manhole
  - Outfall
  - Pump Station
  - Thru Curb Drain
  - Treatment Device
  - Unknown

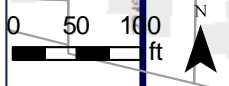


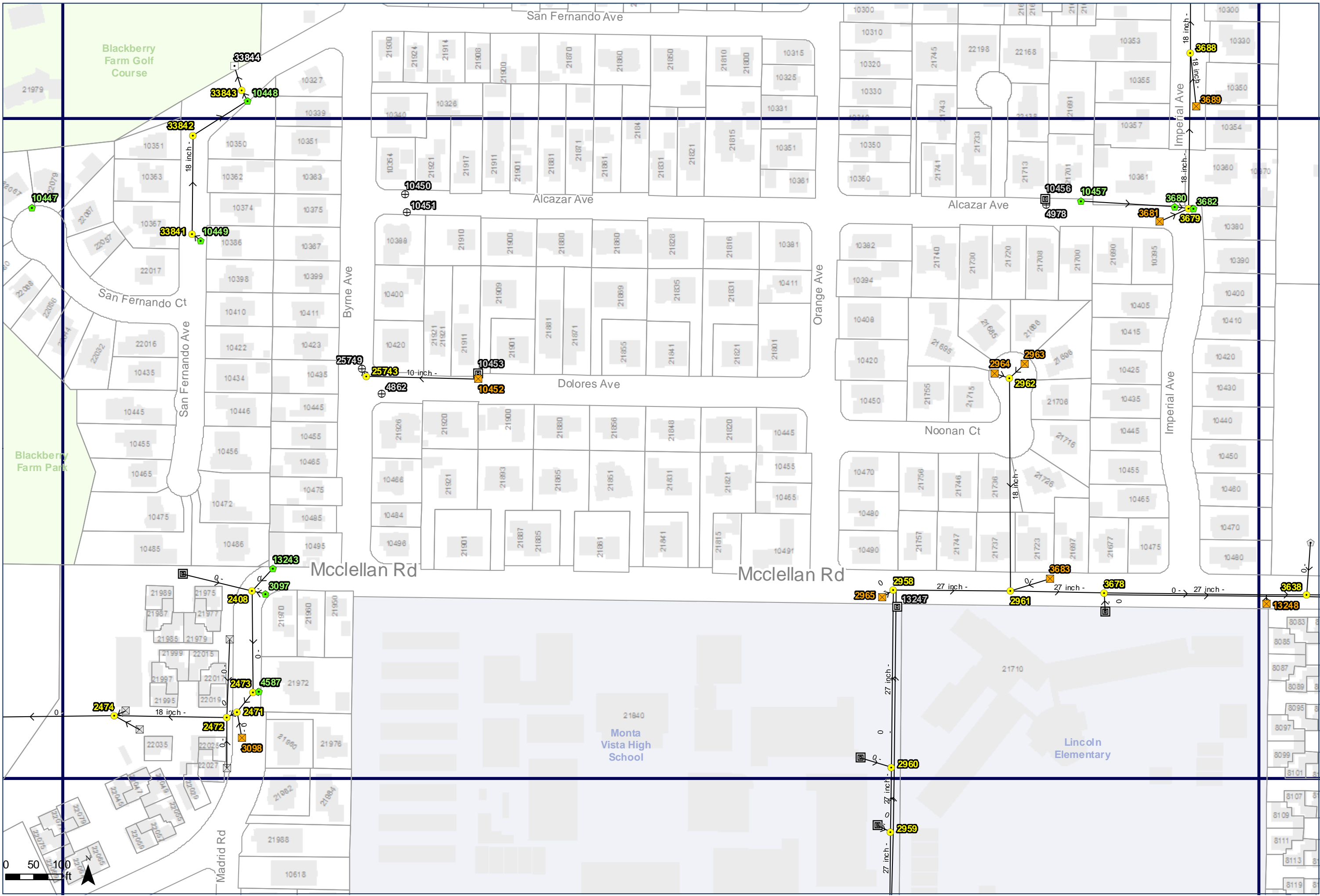
- Cupertino Structures**
- In Fall
  - Area Drain
  - BubbleUp
  - Catch Basin
  - Clean Out
  - Drop Inlet
  - Dry Well
  - Energy Dissipator
  - Inlet Culvert
  - Intercept Separator
  - Manhole
  - Outfall
  - Pump Station
  - Thru Curb Drain
  - Treatment Device
  - Unknown
  - Mains
- Private Structures**
- Area Drain
  - BubbleUp
  - Catch Basin
  - Clean Out
  - Drop Inlet
  - Dry Well
  - Energy Dissipator
  - Inlet Culvert
  - Intercept Separator
  - Manhole
  - Outfall
  - Pump Station
  - Thru Curb Drain
  - Treatment Device
  - Unknown





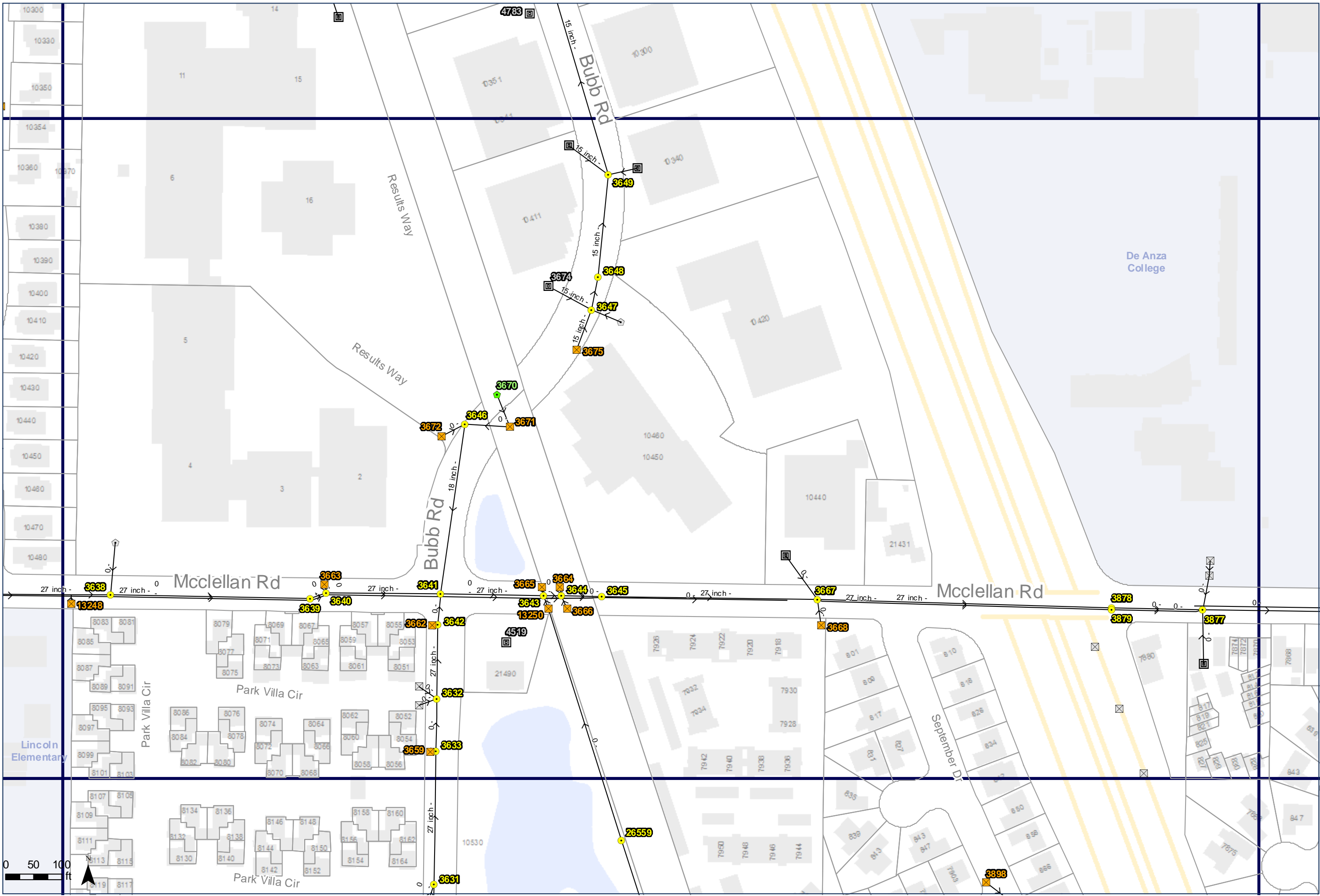
- Cupertino Structures**
- In Fall
  - ▣ Area Drain
  - BubbleUp
  - ⊠ Catch Basin
  - Clean Out
  - ⊕ Drop Inlet
  - ⊕ Dry Well
  - ⊕ Energy Dissipator
  - ⊕ Inlet Culvert
  - ⊕ Intercept Separator
  - Manhole
  - Outfall
  - ⬢ Pump Station
  - ⊕ Thru Curb Drain
  - ⊠ Treatment Device
  - ⊕ Unknown
  - Mains
- Private Structures**
- ▣ Area Drain
  - BubbleUp
  - ⊠ Catch Basin
  - Clean Out
  - ⊕ Drop Inlet
  - ⊕ Dry Well
  - ⊕ Energy Dissipator
  - ⊕ Intercept Separator
  - Manhole
  - Outfall
  - ⬢ Pump Station
  - ⊕ Thru Curb Drain
  - ⊠ Treatment Device
  - ⊕ Unknown



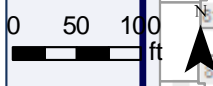


- Cupertino Structures**
- In Fall
  - ▣ Area Drain
  - ⊙ BubbleUp
  - ⊠ Catch Basin
  - ⊙ Clean Out
  - ⊙ Drop Inlet
  - ⊙ Dry Well
  - ⊙ Energy Dissipator
  - ⊙ Inlet Culvert
  - ⊙ Intercept Separator
  - ⊙ Manhole
  - ⊙ Outfall
  - ⊙ Pump Station
  - ⊙ Thru Curb Drain
  - ⊙ Treatment Device
  - ⊙ Unknown
  - Mains
- Private Structures**
- ▣ Area Drain
  - ⊙ BubbleUp
  - ⊠ Catch Basin
  - ⊙ Clean Out
  - ⊙ Drop Inlet
  - ⊙ Dry Well
  - ⊙ Energy Dissipator
  - ⊙ Inlet Culvert
  - ⊙ Intercept Separator
  - ⊙ Manhole
  - ⊙ Outfall
  - ⊙ Pump Station
  - ⊙ Thru Curb Drain
  - ⊙ Treatment Device
  - ⊙ Unknown

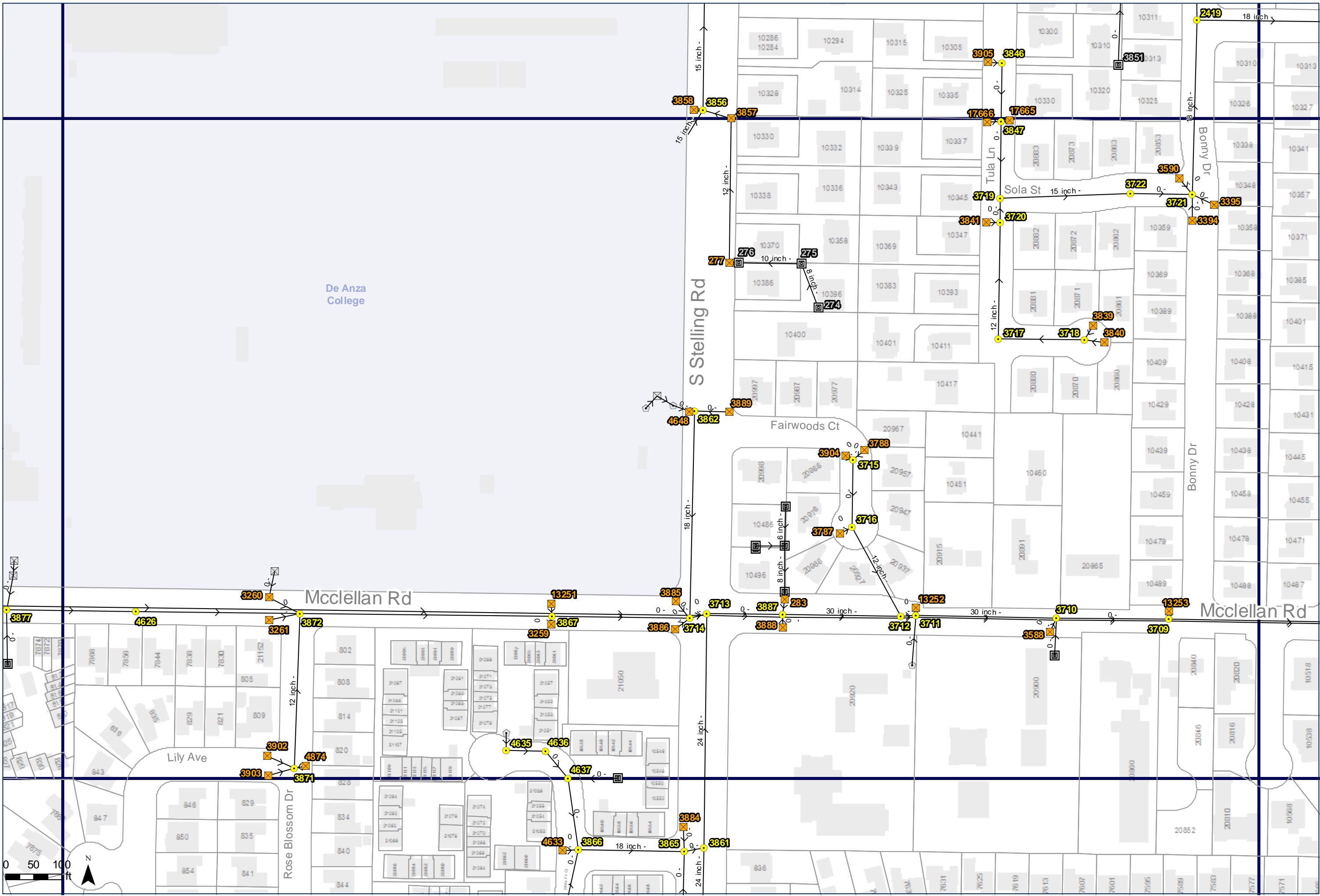




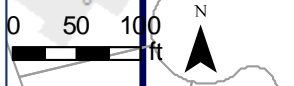
- Cupertino Structures**
- In Fall
  - ▣ Area Drain
  - ⊙ BubbleUp
  - ⊠ Catch Basin
  - ⊖ Clean Out
  - ⊕ Drop Inlet
  - ⊗ Dry Well
  - ⊙ Energy Dissipator
  - ⊠ Inlet Culvert
  - ⊕ Intercept Separator
  - ⊙ Manhole
  - ⊠ Outfall
  - ⬢ Pump Station
  - ⊕ Thru Curb Drain
  - ⊠ Treatment Device
  - ⊙ Unknown
  - Mains
- Private Structures**
- ▣ Area Drain
  - ⊙ BubbleUp
  - ⊠ Catch Basin
  - ⊖ Clean Out
  - ⊕ Drop Inlet
  - ⊗ Dry Well
  - ⊙ Energy Dissipator
  - ⊠ Inlet Culvert
  - ⊕ Intercept Separator
  - ⊙ Manhole
  - ⊠ Outfall
  - ⬢ Pump Station
  - ⊕ Thru Curb Drain
  - ⊠ Treatment Device
  - ⊙ Unknown

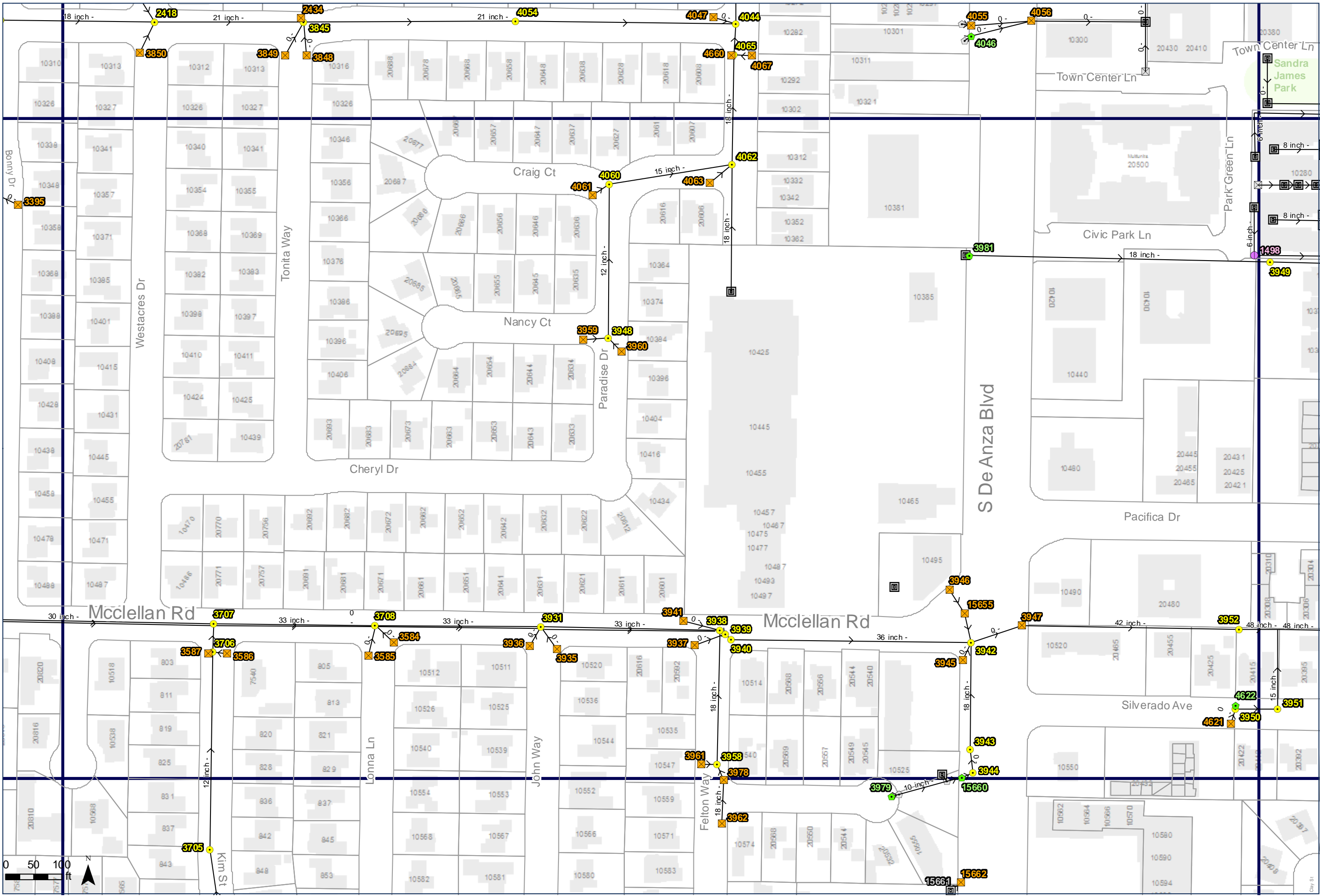




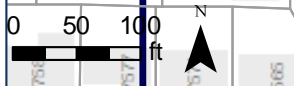


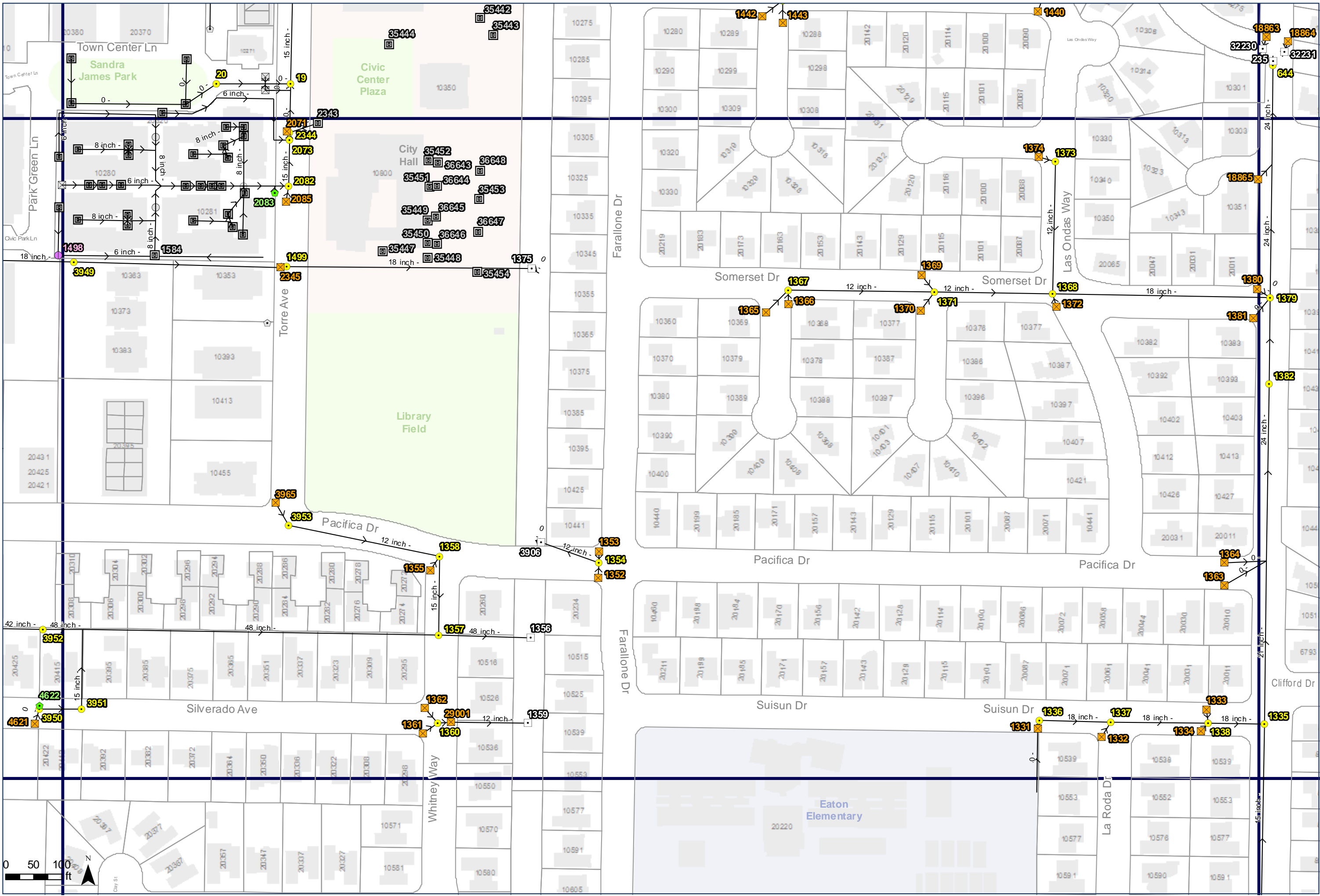
- Cupertino Structures**
- In Fall
  - Area Drain
  - BubbleUp
  - Catch Basin
  - Clean Out
  - Drop Inlet
  - Dry Well
  - Energy Dissipator
  - Inlet Culvert
  - Intercept Separator
  - Manhole
  - Outfall
  - Pump Station
  - Thru Curb Drain
  - Treatment Device
  - Unknown
  - Mains
- Private Structures**
- Area Drain
  - BubbleUp
  - Catch Basin
  - Clean Out
  - Drop Inlet
  - Dry Well
  - Energy Dissipator
  - Intercept Separator
  - Manhole
  - Outfall
  - Pump Station
  - Thru Curb Drain
  - Treatment Device
  - Unknown



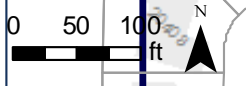


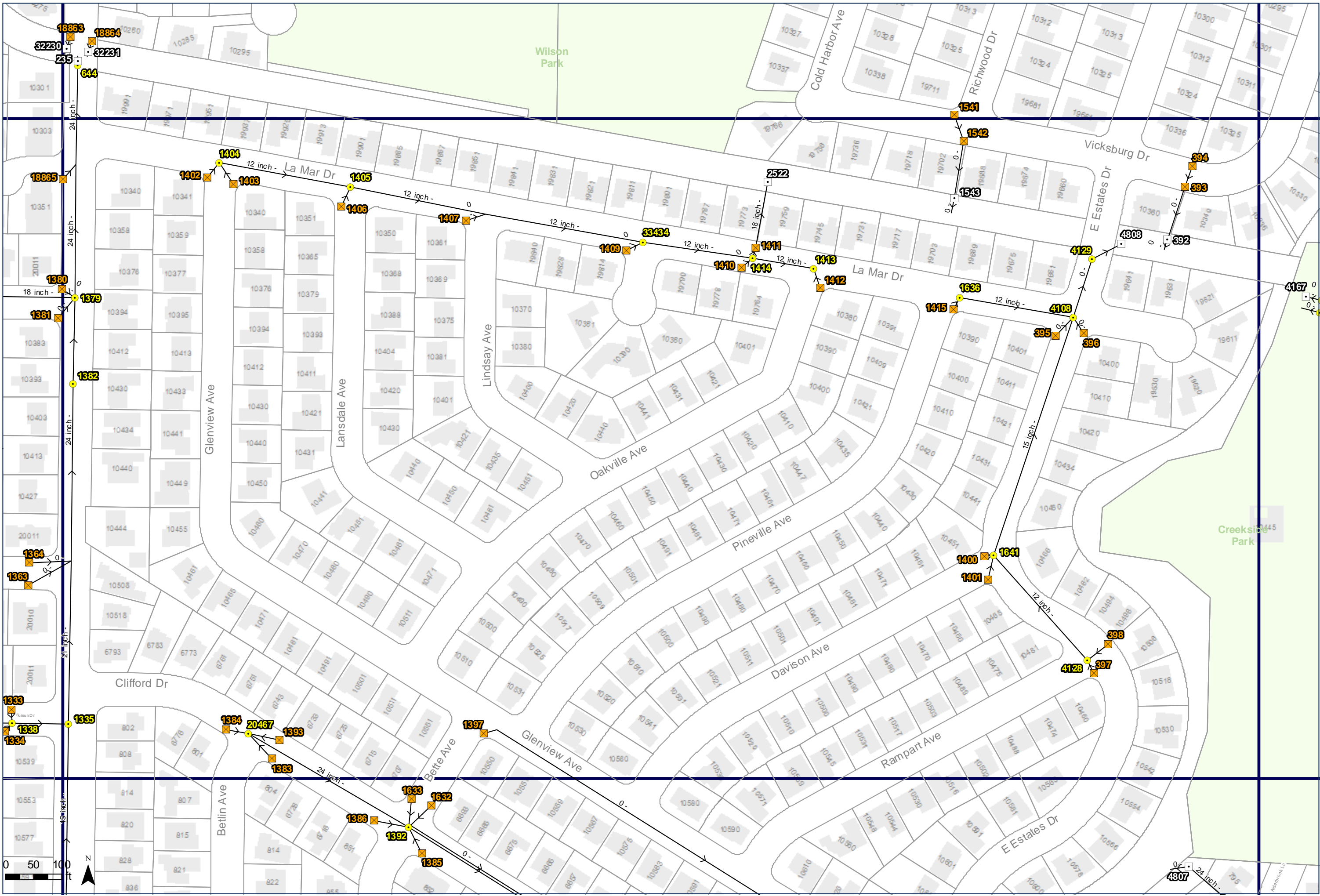
- Cupertino Structures**
- In Fall
  - ▣ Area Drain
  - BubbleUp
  - ⊗ Catch Basin
  - Clean Out
  - ⊕ Drop Inlet
  - ⊕ Dry Well
  - ⊕ Energy Dissipator
  - ⊕ Inlet Culvert
  - ⊕ Intercept Separator
  - ⊕ Manhole
  - ⊕ Outfall
  - ⊕ Pump Station
  - ⊕ Thru Curb Drain
  - ⊕ Treatment Device
  - ⊕ Unknown
  - Mains
- Private Structures**
- ▣ Area Drain
  - BubbleUp
  - ⊗ Catch Basin
  - Clean Out
  - ⊕ Drop Inlet
  - ⊕ Dry Well
  - ⊕ Energy Dissipator
  - ⊕ Inlet Culvert
  - ⊕ Intercept Separator
  - ⊕ Manhole
  - ⊕ Outfall
  - ⊕ Pump Station
  - ⊕ Thru Curb Drain
  - ⊕ Treatment Device
  - ⊕ Unknown





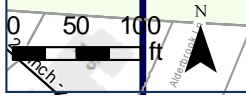
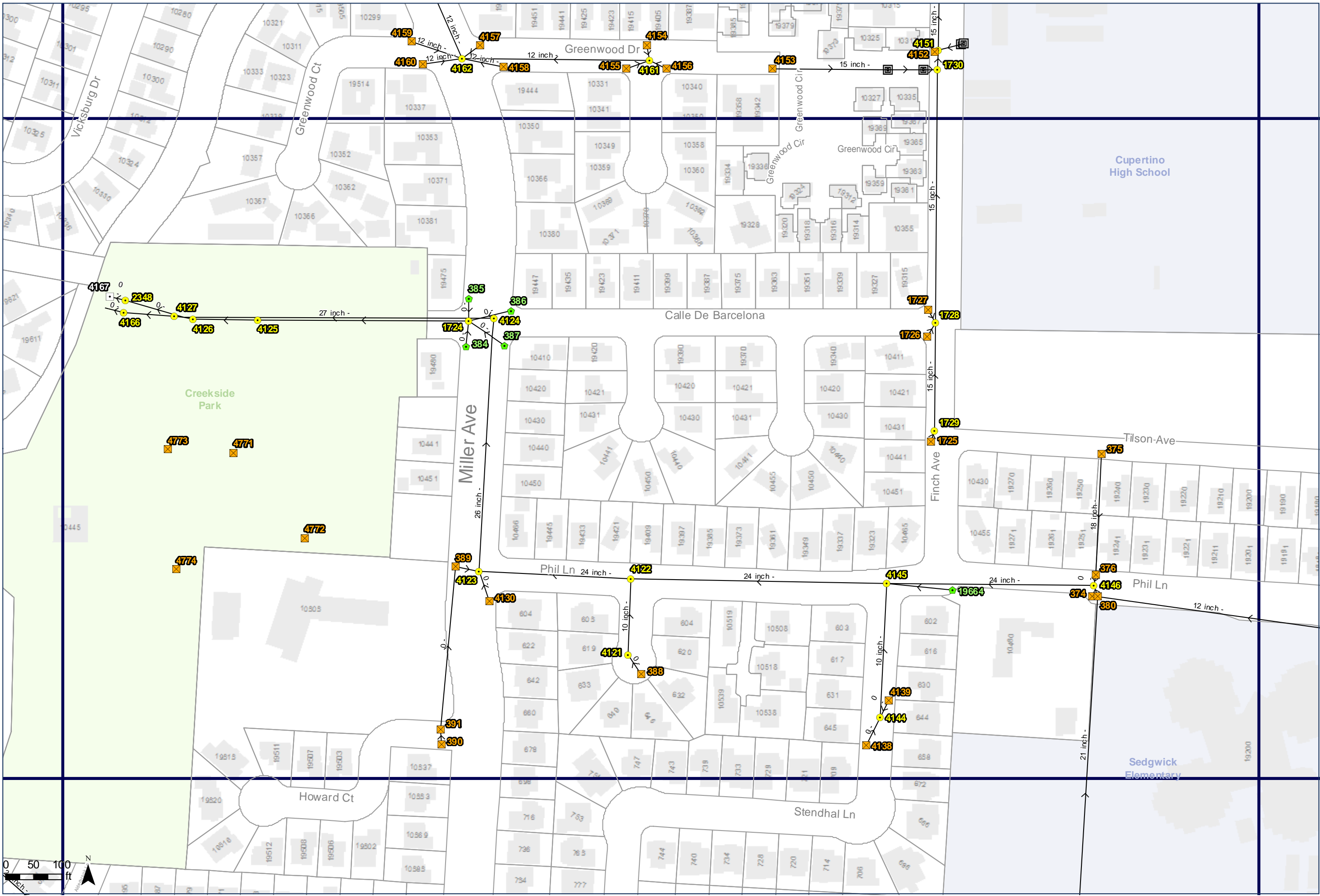
- Cupertino Structures**
- In Fall
  - Area Drain
  - BubbleUp
  - Catch Basin
  - Clean Out
  - Drop Inlet
  - Dry Well
  - Energy Dissipator
  - Inlet Culvert
  - Intercept Separator
  - Manhole
  - Outfall
  - Pump Station
  - Thru Curb Drain
  - Treatment Device
  - Unknown
  - Mains
- Private Structures**
- Area Drain
  - BubbleUp
  - Catch Basin
  - Clean Out
  - Drop Inlet
  - Dry Well
  - Energy Dissipator
  - Inlet Culvert
  - Intercept Separator
  - Manhole
  - Outfall
  - Pump Station
  - Thru Curb Drain
  - Treatment Device
  - Unknown





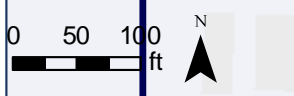
- Cupertino Structures**
- In Fall
  - Area Drain
  - BubbleUp
  - Catch Basin
  - Clean Out
  - Drop Inlet
  - Dry Well
  - Energy Dissipator
  - Inlet Culvert
  - Intercept Separator
  - Manhole
  - Outfall
  - Pump Station
  - Thru Curb Drain
  - Treatment Device
  - Unknown
  - Mains
- Private Structures**
- Area Drain
  - BubbleUp
  - Catch Basin
  - Clean Out
  - Drop Inlet
  - Dry Well
  - Energy Dissipator
  - Inlet Culvert
  - Intercept Separator
  - Manhole
  - Outfall
  - Pump Station
  - Thru Curb Drain
  - Treatment Device
  - Unknown

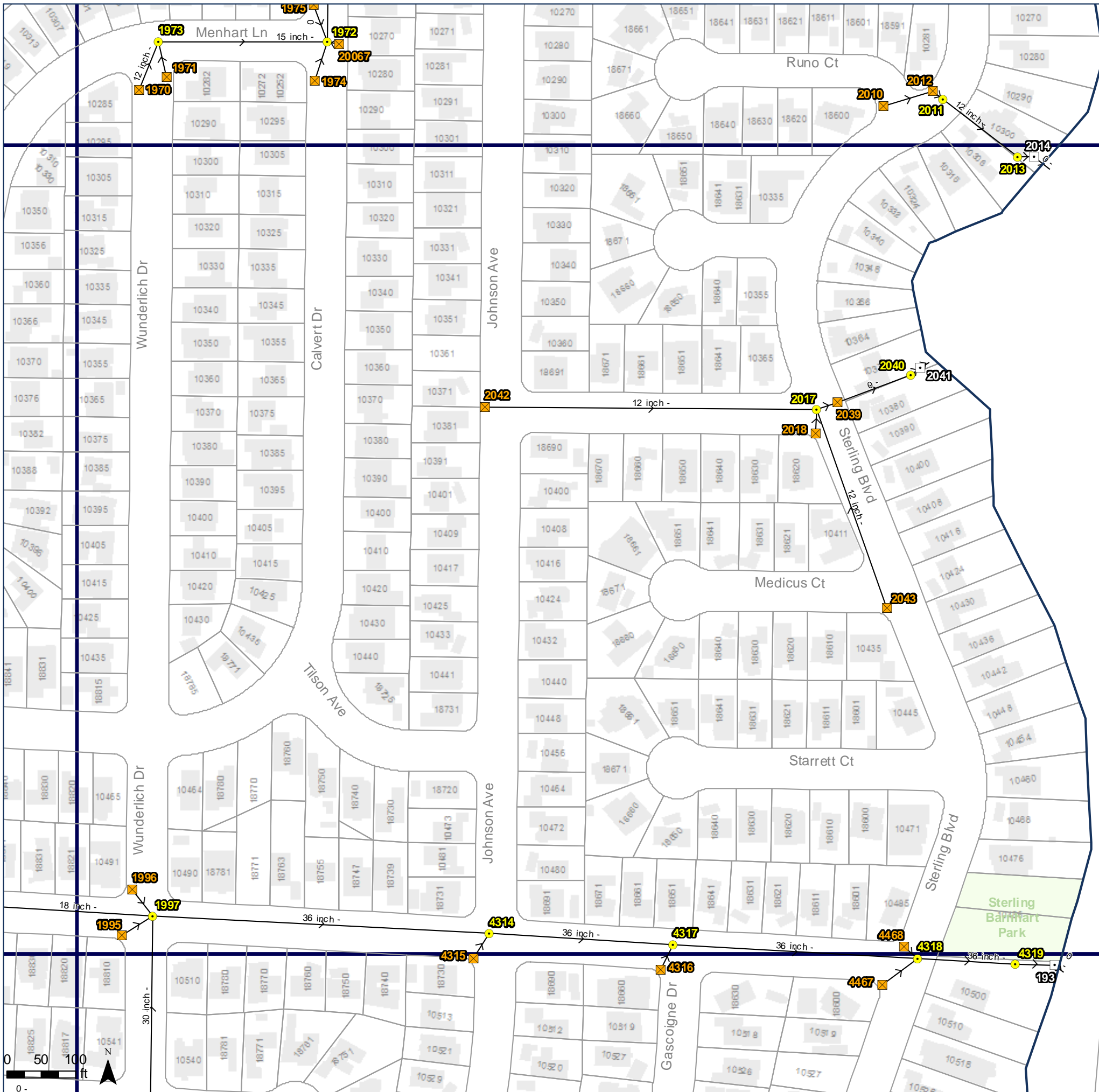
- Cupertino Structures**
- In Fall
  - Area Drain
  - BubbleUp
  - Catch Basin
  - Clean Out
  - Drop Inlet
  - Dry Well
  - Energy Dissipator
  - Inlet Culvert
  - Intercept Separator
  - Manhole
  - Outfall
  - Pump Station
  - Thru Curb Drain
  - Treatment Device
  - Unknown
  - Mains
- Private Structures**
- Area Drain
  - BubbleUp
  - Catch Basin
  - Clean Out
  - Drop Inlet
  - Dry Well
  - Energy Dissipator
  - Inlet Culvert
  - Intercept Separator
  - Manhole
  - Outfall
  - Pump Station
  - Thru Curb Drain
  - Treatment Device
  - Unknown





- Cupertino Structures**
- In Fall
  - Area Drain
  - BubbleUp
  - Catch Basin
  - Clean Out
  - Drop Inlet
  - Dry Well
  - Energy Dissipator
  - Inlet Culvert
  - Intercept Separator
  - Manhole
  - Outfall
  - Pump Station
  - Thru Curb Drain
  - Treatment Device
  - Unknown
  - Mains
- Private Structures**
- Area Drain
  - BubbleUp
  - Catch Basin
  - Clean Out
  - Drop Inlet
  - Dry Well
  - Energy Dissipator
  - Inlet Culvert
  - Intercept Separator
  - Manhole
  - Outfall
  - Pump Station
  - Thru Curb Drain
  - Treatment Device
  - Unknown





















Lawrence Expwy

Lawrence Expwy

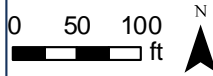
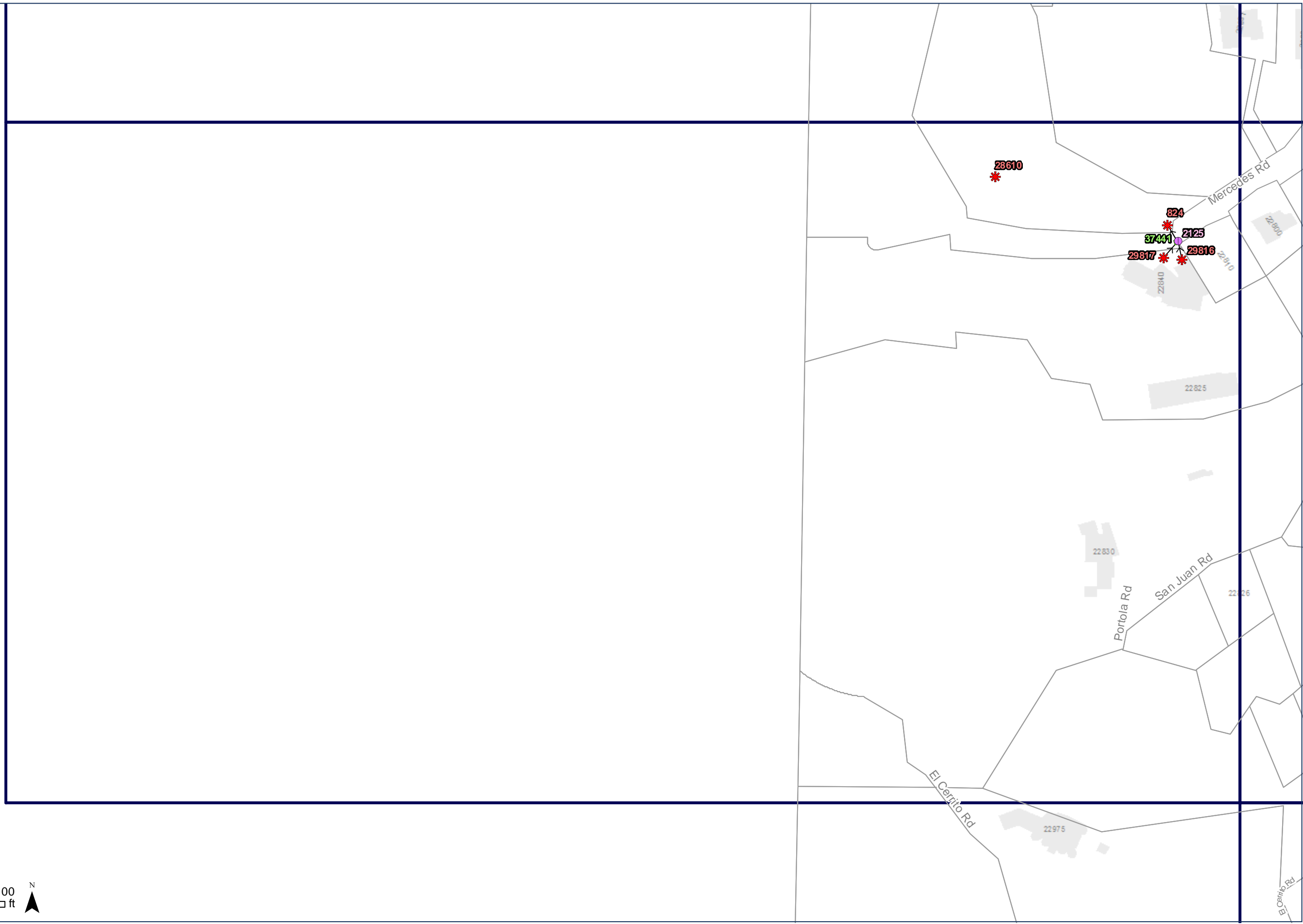
- Cupertino Structures**
- In Fall
  - Area Drain
  - BubbleUp
  - Catch Basin
  - Clean Out
  - Drop Inlet
  - Dry Well
  - Energy Dissipator
  - Inlet Culvert
  - Intercept Separator
  - Manhole
  - Outfall
  - Pump Station
  - Thru Curb Drain
  - Treatment Device
  - Unknown
  - Mains
- Private Structures**
- Area Drain
  - BubbleUp
  - Catch Basin
  - Clean Out
  - Drop Inlet
  - Dry Well
  - Energy Dissipator
  - Inlet Culvert
  - Intercept Separator
  - Manhole
  - Outfall
  - Pump Station
  - Thru Curb Drain
  - Treatment Device
  - Unknown

Cupertino Structures

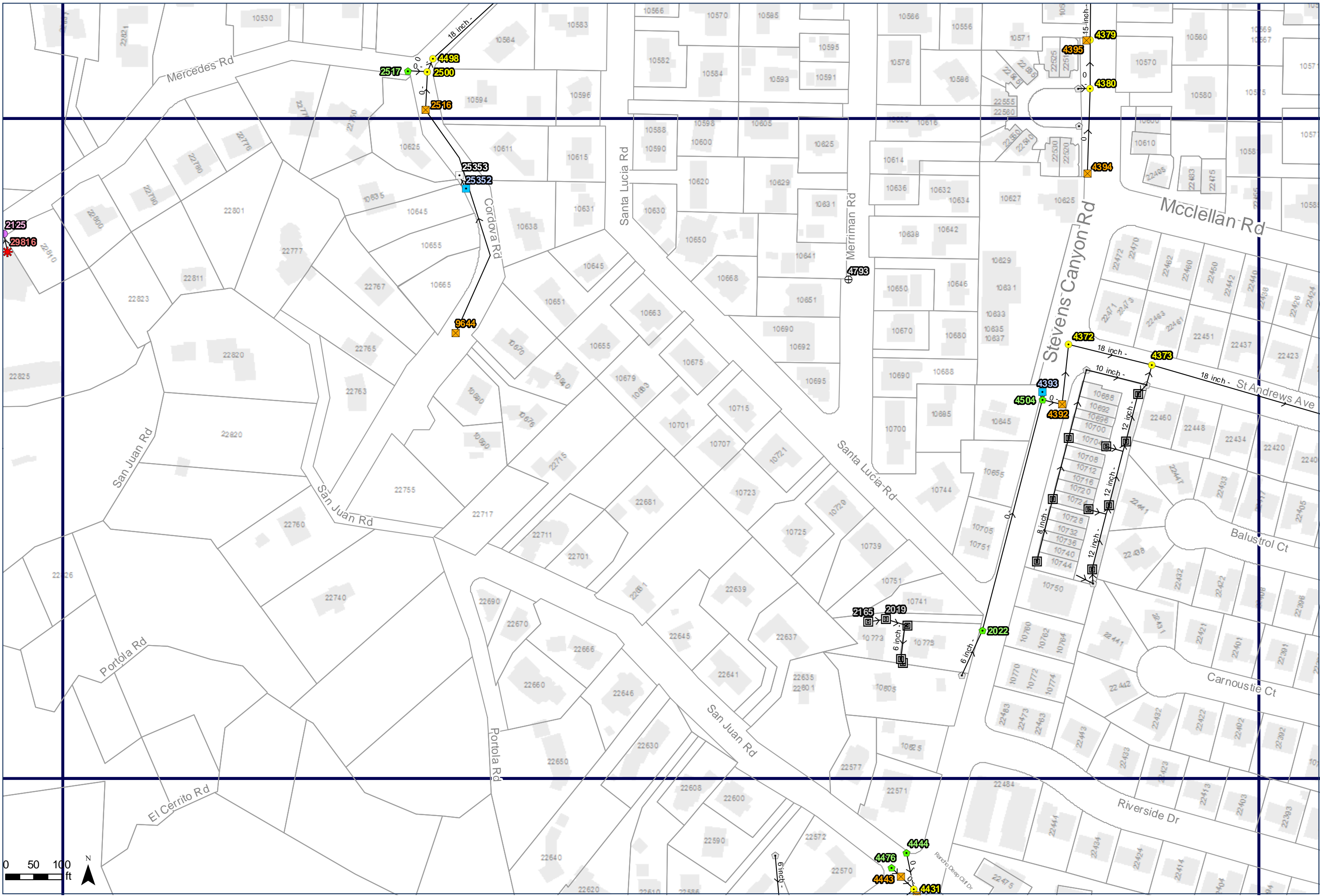
-  In Fall
-  Area Drain
-  BubbleUp
-  Catch Basin
-  Clean Out
-  Drop Inlet
-  Dry Well
-  Energy Dissipator
-  Inlet Culvert
-  Intercept Separator
-  Manhole
-  Outfall
-  Pump Station
-  Thru Curb Drain
-  Treatment Device
-  Unknown
-  Mains

Private Structures

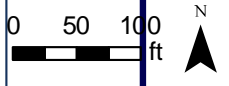
-  Area Drain
-  BubbleUp
-  Catch Basin
-  Clean Out
-  Drop Inlet
-  Dry Well
-  Energy Dissipator
-  Inlet Culvert
-  Intercept Separator
-  Manhole
-  Outfall
-  Pump Station
-  Thru Curb Drain
-  Treatment Device
-  Unknown

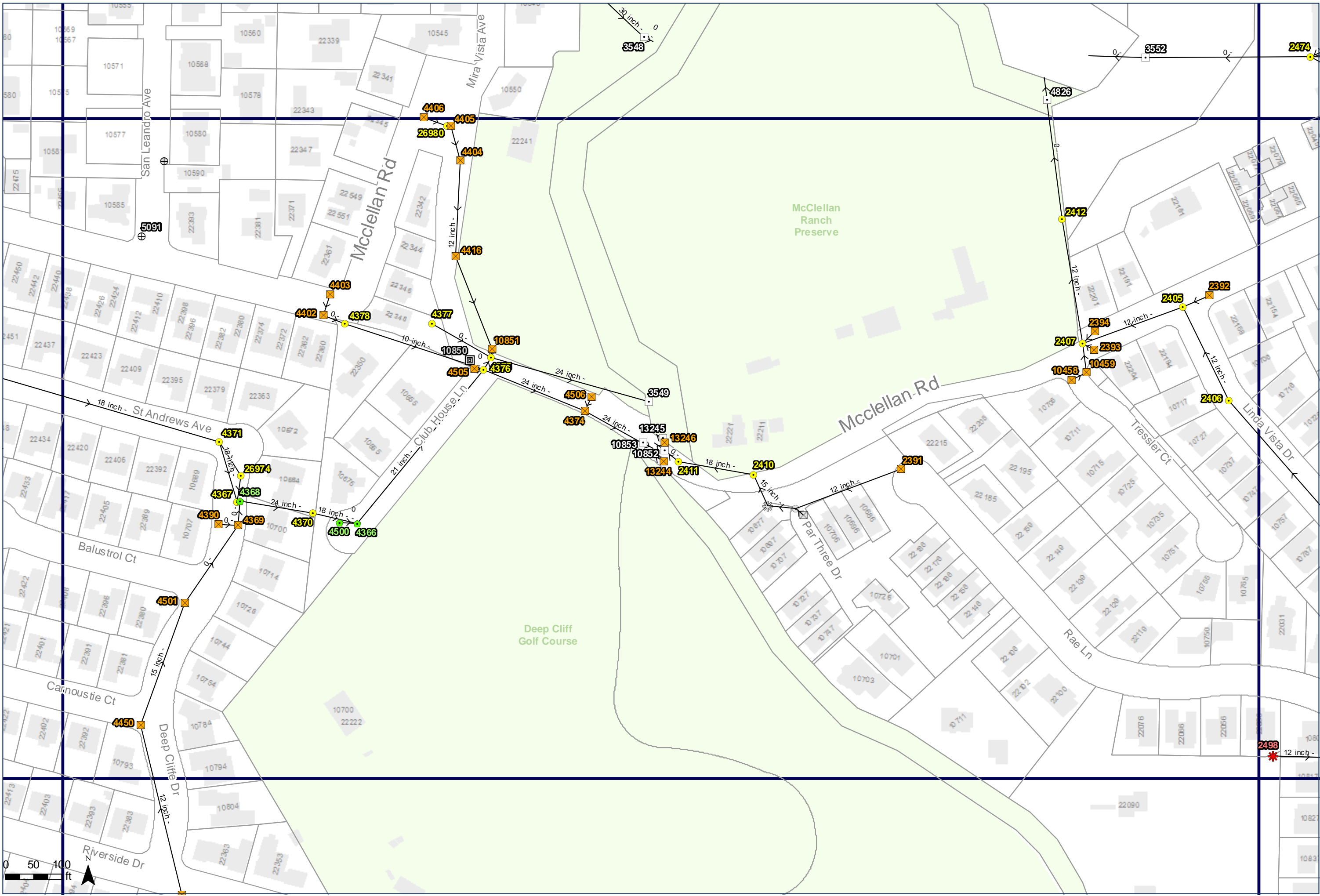




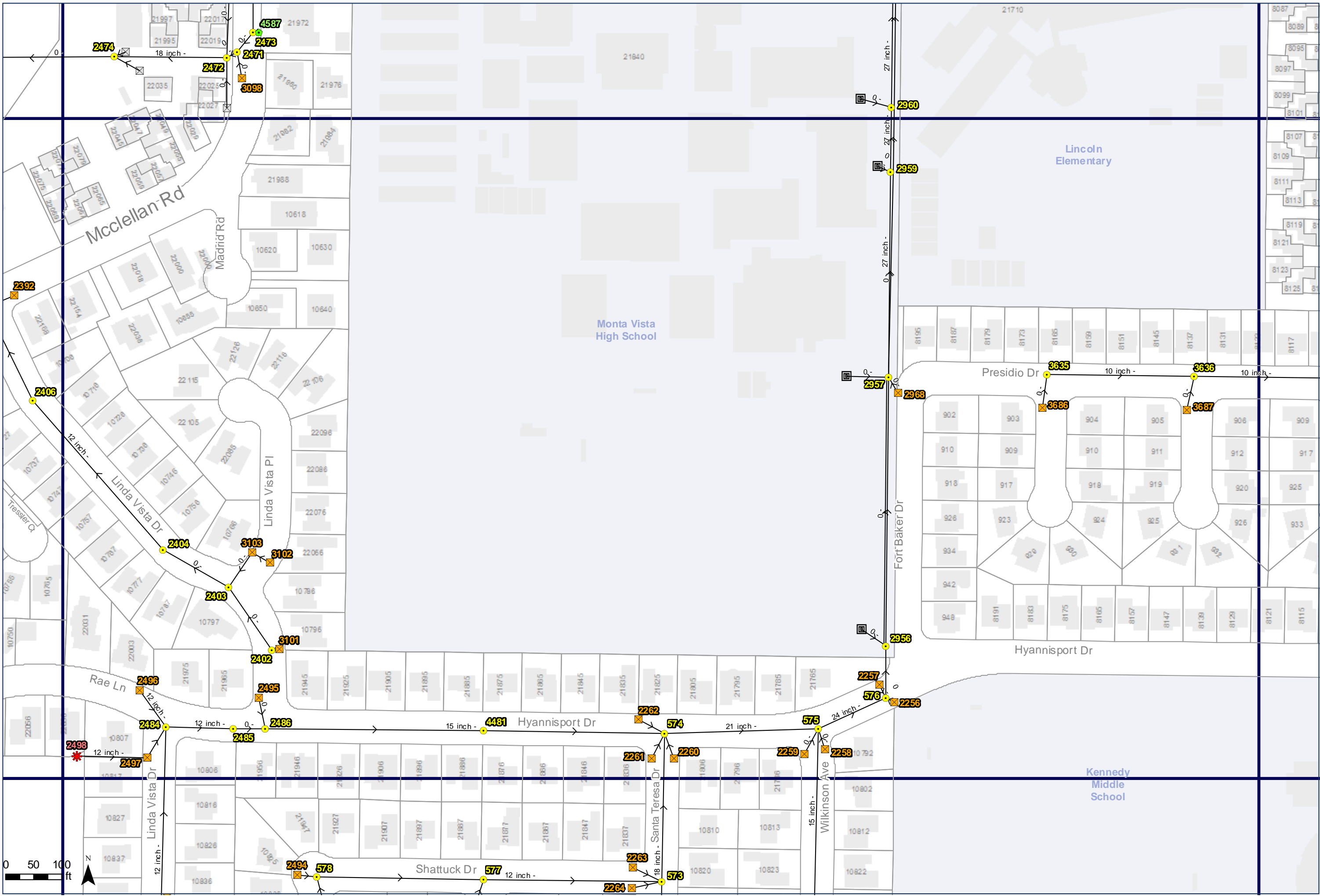


- Cupertino Structures**
- In Fall
  - ▣ Area Drain
  - BubbleUp
  - ⊠ Catch Basin
  - Clean Out
  - ⊙ Drop Inlet
  - ⊕ Dry Well
  - ⊗ Energy Dissipator
  - ⊡ Inlet Culvert
  - ⊕ Interceptor Separator
  - Manhole
  - Outfall
  - ⬛ Pump Station
  - ⊕ Thru Curb Drain
  - ⊠ Treatment Device
  - ⊗ Unknown
  - Mains
- Private Structures**
- ▣ Area Drain
  - BubbleUp
  - ⊠ Catch Basin
  - Clean Out
  - ⊙ Drop Inlet
  - ⊕ Dry Well
  - ⊗ Energy Dissipator
  - ⊡ Inlet Culvert
  - ⊕ Interceptor Separator
  - Manhole
  - Outfall
  - ⬛ Pump Station
  - ⊕ Thru Curb Drain
  - ⊠ Treatment Device
  - ⊗ Unknown

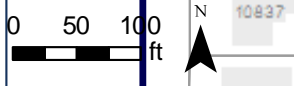


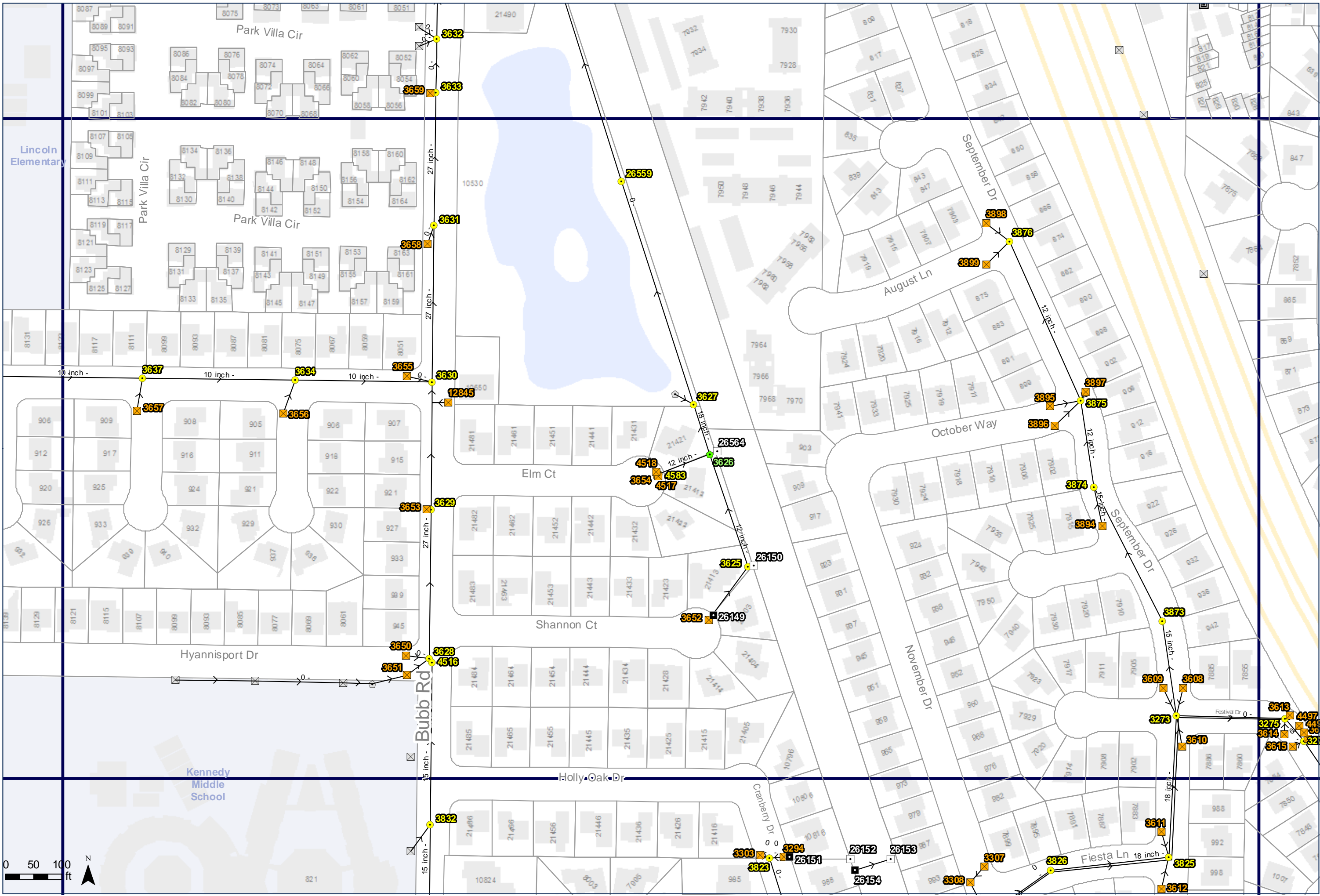


- Cupertino Structures**
- In Fall
  - Area Drain
  - BubbleUp
  - Catch Basin
  - Clean Out
  - Drop Inlet
  - Dry Well
  - Energy Dissipator
  - Inlet Culvert
  - Intercept Separator
  - Manhole
  - Outfall
  - Pump Station
  - Thru Curb Drain
  - Treatment Device
  - Unknown
  - Mains
- Private Structures**
- Area Drain
  - BubbleUp
  - Catch Basin
  - Clean Out
  - Drop Inlet
  - Dry Well
  - Energy Dissipator
  - Inlet Culvert
  - Intercept Separator
  - Manhole
  - Outfall
  - Pump Station
  - Thru Curb Drain
  - Treatment Device
  - Unknown



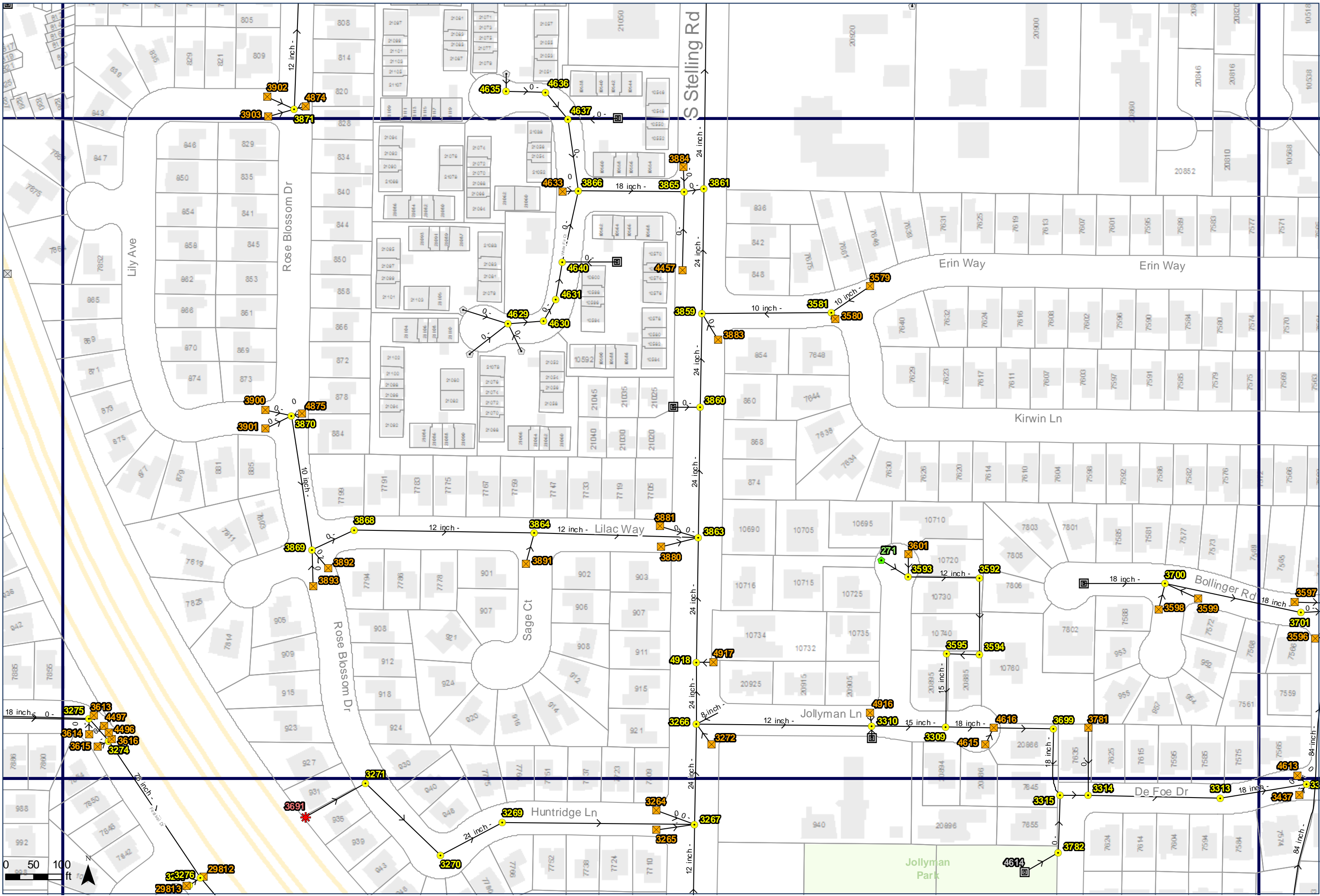
- Cupertino Structures**
- In Fall
  - Area Drain
  - BubbleUp
  - Catch Basin
  - Clean Out
  - Drop Inlet
  - Dry Well
  - Energy Dissipator
  - Inlet Culvert
  - Intercept Separator
  - Manhole
  - Outfall
  - Pump Station
  - Thru Curb Drain
  - Treatment Device
  - Unknown
  - Mains
- Private Structures**
- Area Drain
  - BubbleUp
  - Catch Basin
  - Clean Out
  - Drop Inlet
  - Dry Well
  - Energy Dissipator
  - Intercept Separator
  - Manhole
  - Outfall
  - Pump Station
  - Thru Curb Drain
  - Treatment Device
  - Unknown



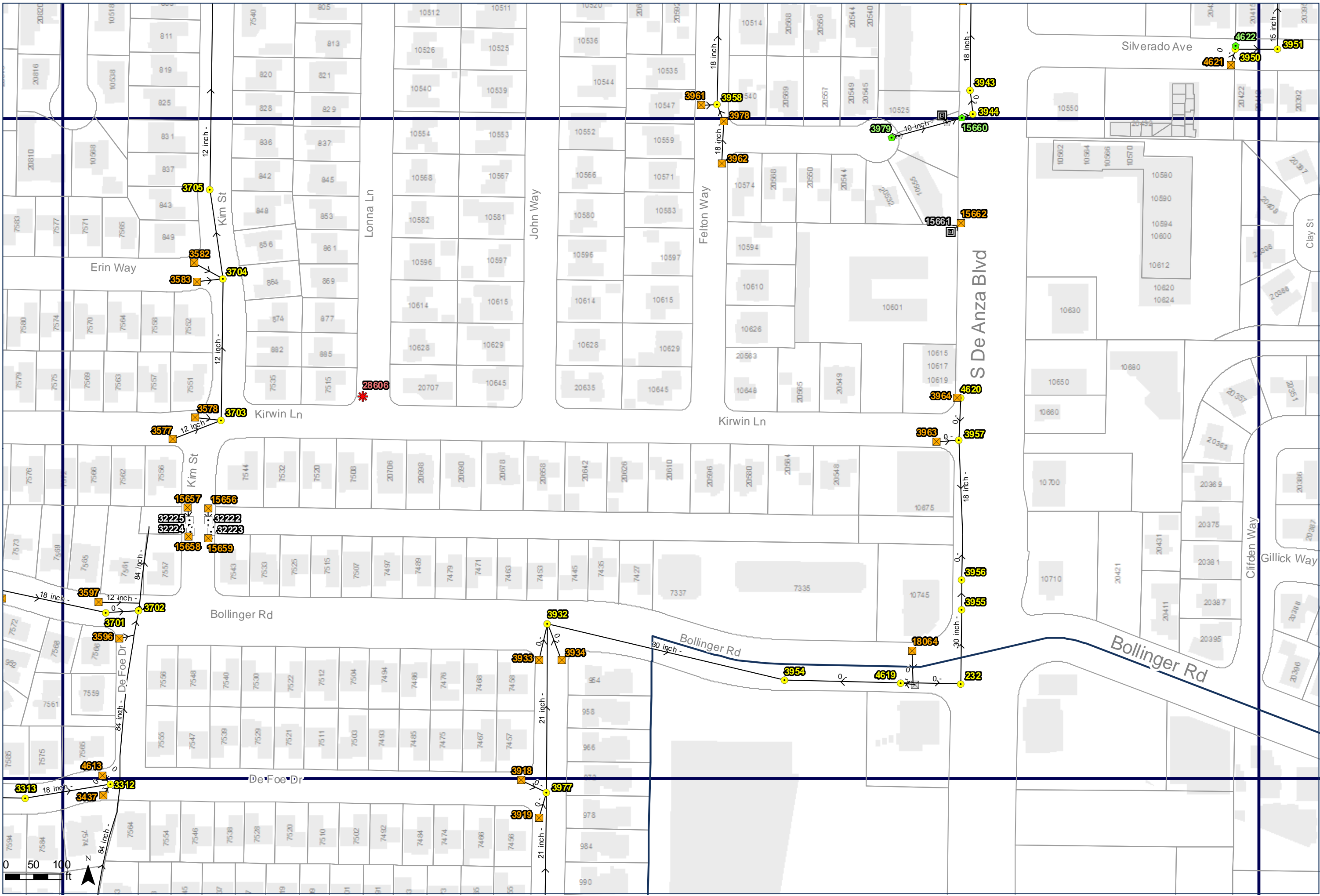


- Cupertino Structures**
- In Fall
  - Area Drain
  - BubbleUp
  - Catch Basin
  - Clean Out
  - Drop Inlet
  - Dry Well
  - Energy Dissipator
  - Inlet Culvert
  - Intercept Separator
  - Manhole
  - Outfall
  - Pump Station
  - Thru Curb Drain
  - Treatment Device
  - Unknown
  - Mains
- Private Structures**
- Area Drain
  - BubbleUp
  - Catch Basin
  - Clean Out
  - Drop Inlet
  - Dry Well
  - Energy Dissipator
  - Inlet Culvert
  - Intercept Separator
  - Manhole
  - Outfall
  - Pump Station
  - Thru Curb Drain
  - Treatment Device
  - Unknown

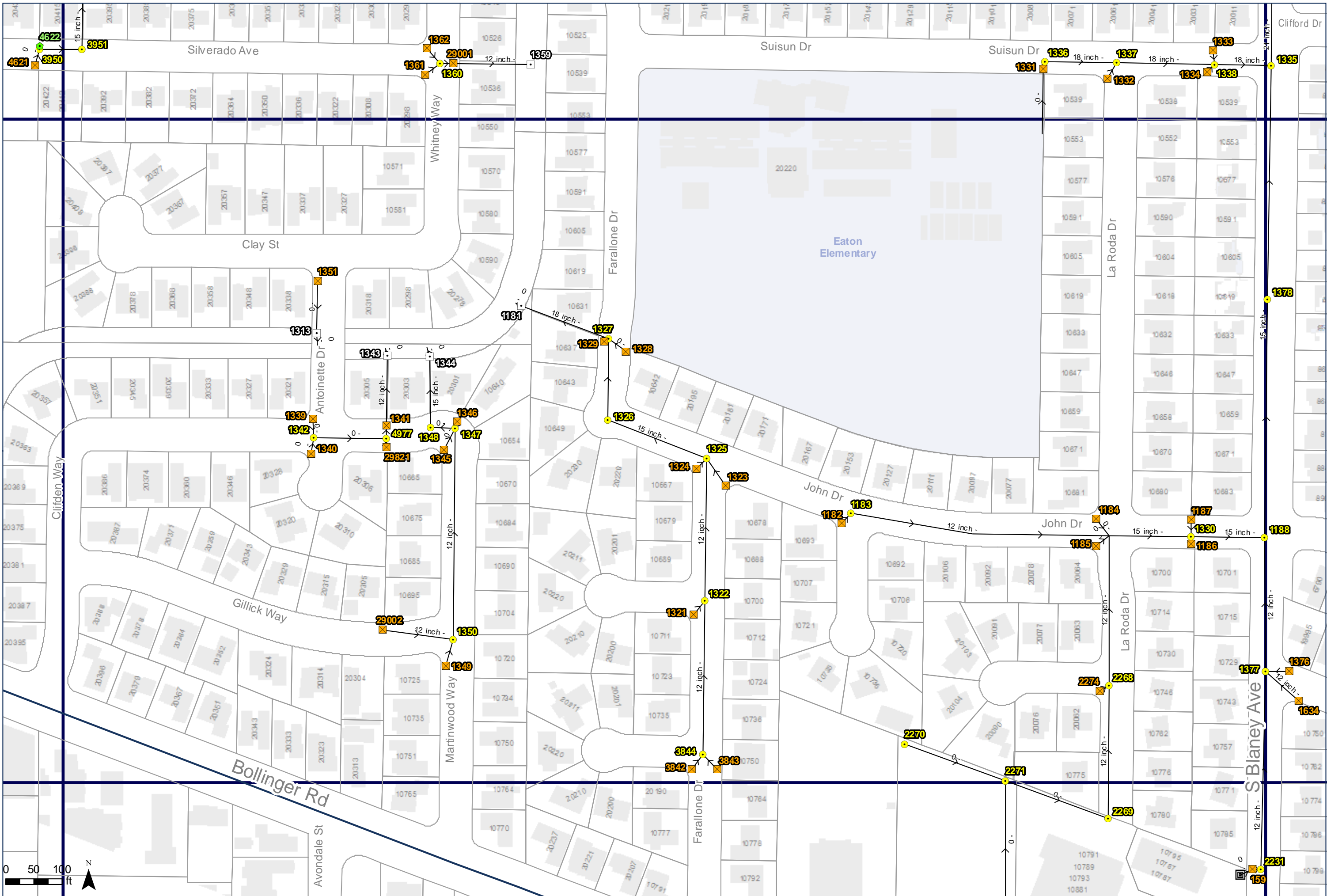




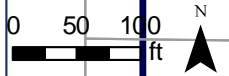
- Cupertino Structures**
- In Fall
  - Area Drain
  - BubbleUp
  - Catch Basin
  - Clean Out
  - Drop Inlet
  - Dry Well
  - Energy Dissipator
  - Inlet Culvert
  - Intercept Separator
  - Manhole
  - Outfall
  - Pump Station
  - Thru Curb Drain
  - Treatment Device
  - Unknown
  - Mains
- Private Structures**
- Area Drain
  - BubbleUp
  - Catch Basin
  - Clean Out
  - Drop Inlet
  - Dry Well
  - Energy Dissipator
  - Inlet Culvert
  - Intercept Separator
  - Manhole
  - Outfall
  - Pump Station
  - Thru Curb Drain
  - Treatment Device
  - Unknown

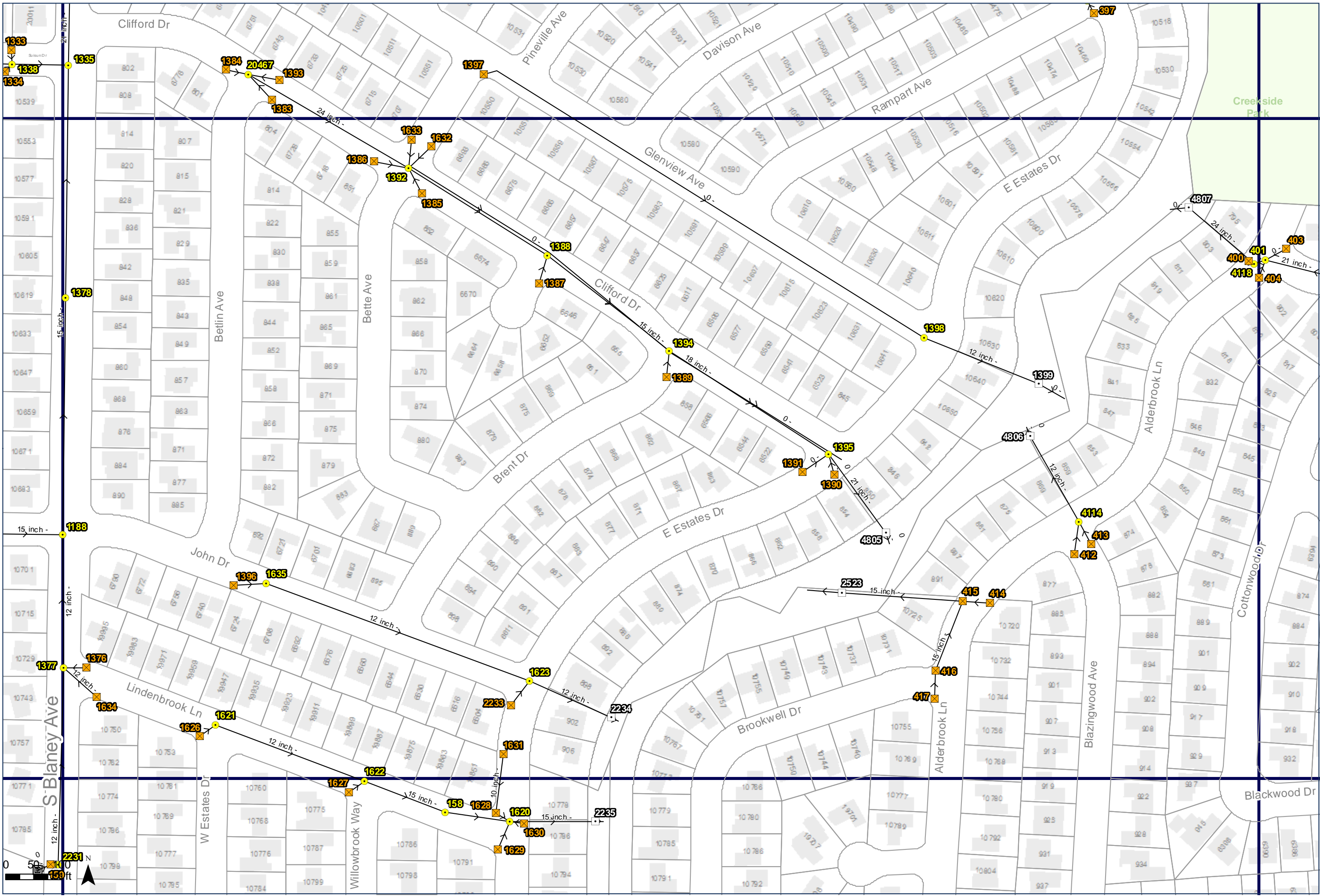


- Cupertino Structures**
- In Fall
  - Area Drain
  - BubbleUp
  - Catch Basin
  - Clean Out
  - Drop Inlet
  - Dry Well
  - Energy Dissipator
  - Inlet Culvert
  - Intercept Separator
  - Manhole
  - Outfall
  - Pump Station
  - Thru Curb Drain
  - Treatment Device
  - Unknown
  - Mains
- Private Structures**
- Area Drain
  - BubbleUp
  - Catch Basin
  - Clean Out
  - Drop Inlet
  - Dry Well
  - Energy Dissipator
  - Inlet Culvert
  - Intercept Separator
  - Manhole
  - Outfall
  - Pump Station
  - Thru Curb Drain
  - Treatment Device
  - Unknown



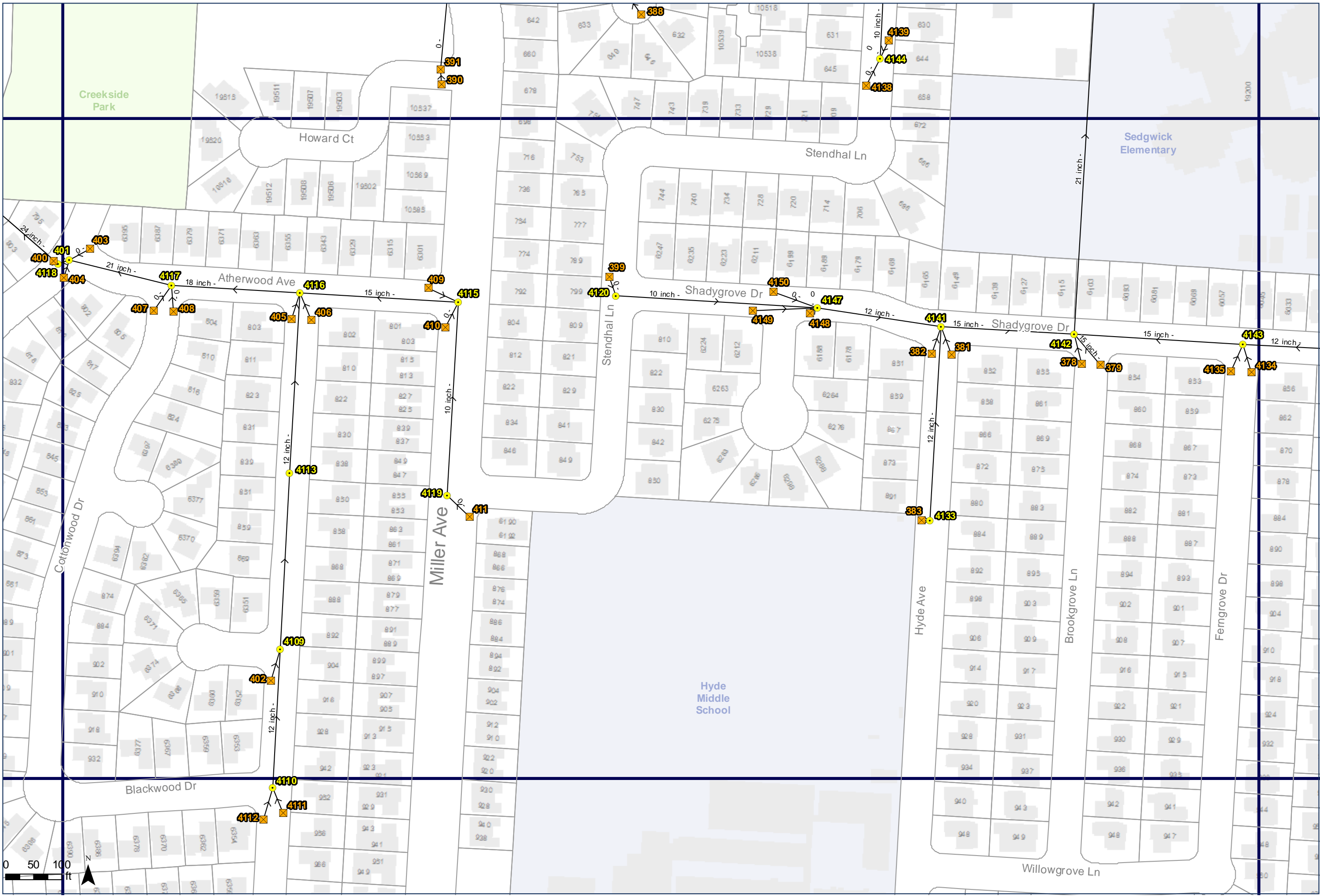
- Cupertino Structures**
- In Fall
  - Area Drain
  - BubbleUp
  - Catch Basin
  - Clean Out
  - Drop Inlet
  - Dry Well
  - Energy Dissipator
  - Inlet Culvert
  - Intercept Separator
  - Manhole
  - Outfall
  - Pump Station
  - Thru Curb Drain
  - Treatment Device
  - Unknown
  - Mains
- Private Structures**
- Area Drain
  - BubbleUp
  - Catch Basin
  - Clean Out
  - Drop Inlet
  - Dry Well
  - Energy Dissipator
  - Intercept Separator
  - Manhole
  - Outfall
  - Pump Station
  - Thru Curb Drain
  - Treatment Device
  - Unknown





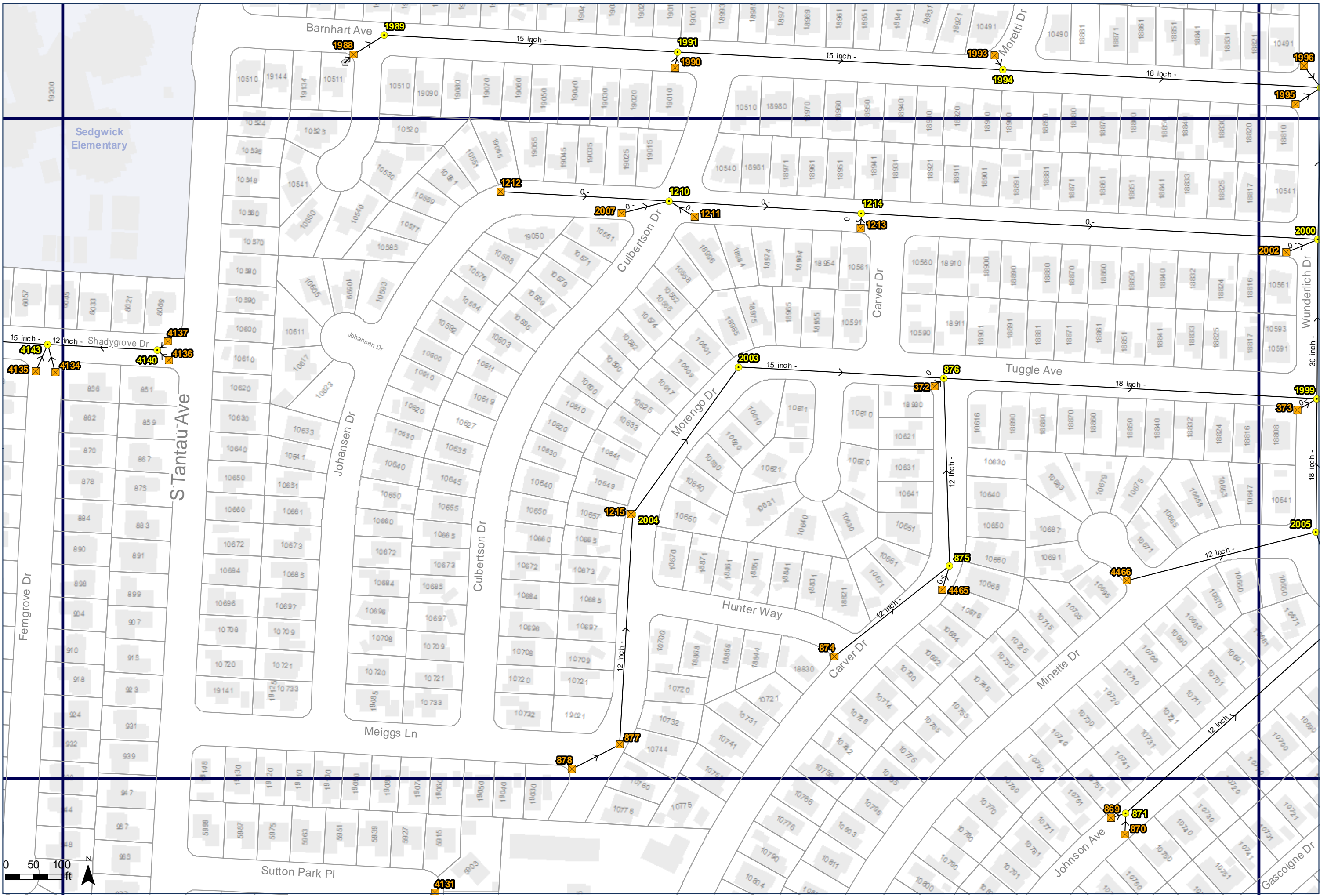
- Cupertino Structures**
- In Fall
  - Area Drain
  - BubbleUp
  - Catch Basin
  - Clean Out
  - Drop Inlet
  - Dry Well
  - Energy Dissipator
  - Inlet Culvert
  - Intercept Separator
  - Manhole
  - Outfall
  - Pump Station
  - Thru Curb Drain
  - Treatment Device
  - Unknown
  - Mains
- Private Structures**
- Area Drain
  - BubbleUp
  - Catch Basin
  - Clean Out
  - Drop Inlet
  - Dry Well
  - Energy Dissipator
  - Inlet Culvert
  - Intercept Separator
  - Manhole
  - Outfall
  - Pump Station
  - Thru Curb Drain
  - Treatment Device
  - Unknown



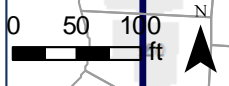


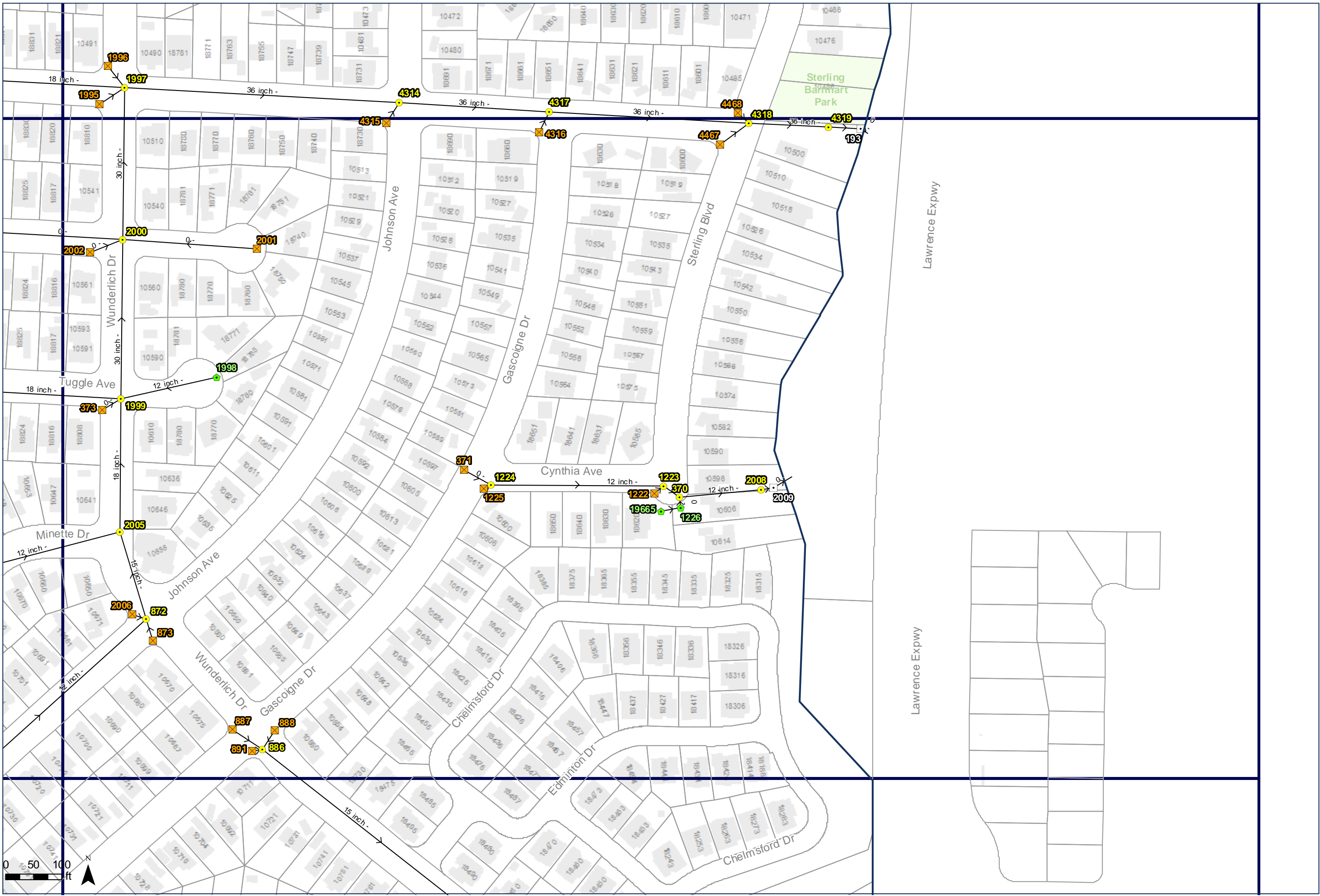
- Cupertino Structures**
- In Fall
  - Area Drain
  - BubbleUp
  - Catch Basin
  - Clean Out
  - Drop Inlet
  - Dry Well
  - Energy Dissipator
  - Inlet Culvert
  - Intercept Separator
  - Manhole
  - Outfall
  - Pump Station
  - Thru Curb Drain
  - Treatment Device
  - Unknown
  - Mains
- Private Structures**
- Area Drain
  - BubbleUp
  - Catch Basin
  - Clean Out
  - Drop Inlet
  - Dry Well
  - Energy Dissipator
  - Inlet Culvert
  - Intercept Separator
  - Manhole
  - Outfall
  - Pump Station
  - Thru Curb Drain
  - Treatment Device
  - Unknown





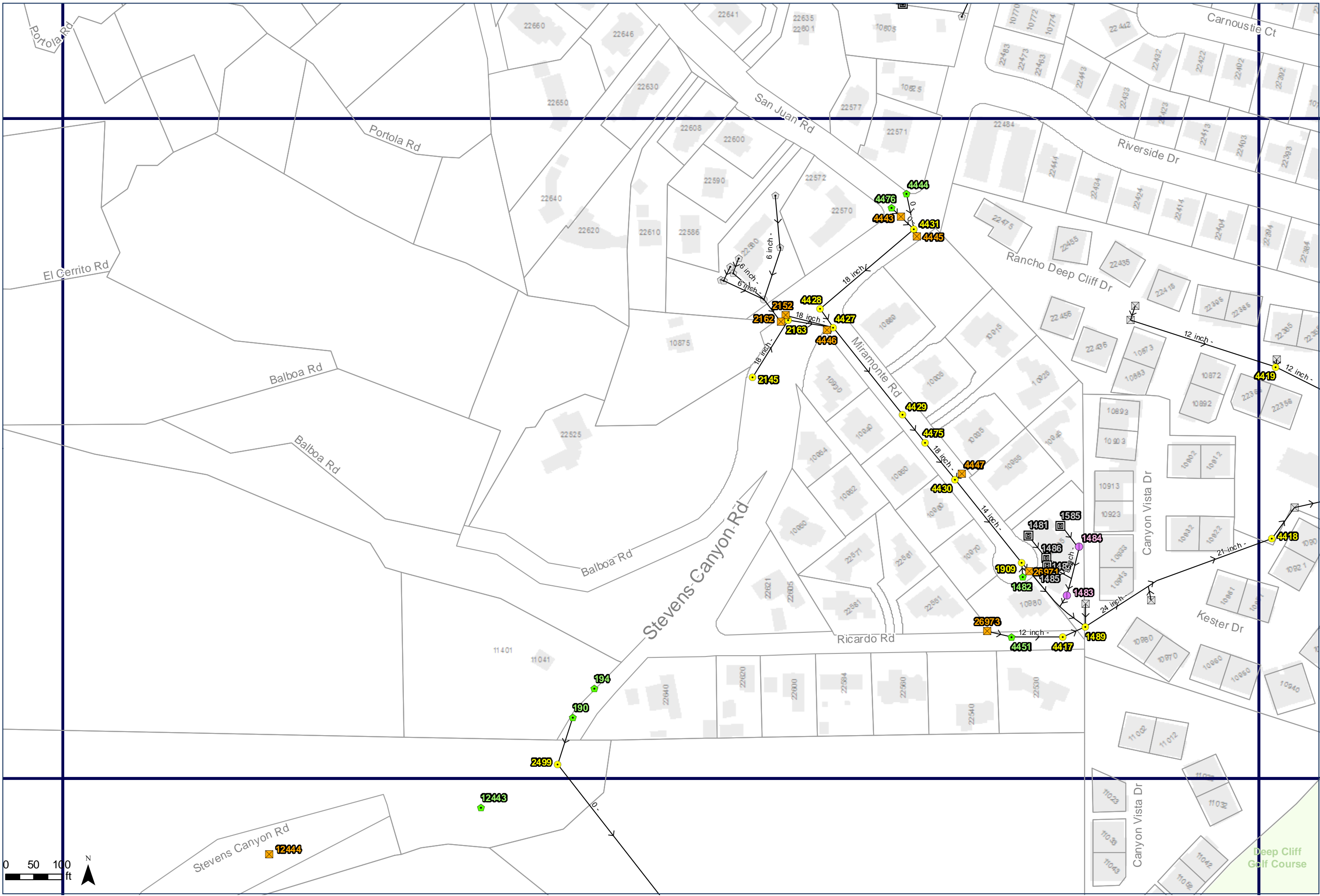
- Cupertino Structures**
- In Fall
  - ▣ Area Drain
  - BubbleUp
  - ⊗ Catch Basin
  - Clean Out
  - ⊕ Drop Inlet
  - ⊕ Dry Well
  - ⊕ Energy Dissipator
  - ⊕ Inlet Culvert
  - ⊕ Intercept Separator
  - Manhole
  - Outfall
  - ⬛ Pump Station
  - ⊕ Thru Curb Drain
  - ⊗ Treatment Device
  - ⊕ Unknown
  - Mains
- Private Structures**
- ▣ Area Drain
  - BubbleUp
  - ⊗ Catch Basin
  - Clean Out
  - ⊕ Drop Inlet
  - ⊕ Dry Well
  - ⊕ Energy Dissipator
  - ⊕ Inlet Culvert
  - ⊕ Intercept Separator
  - Manhole
  - Outfall
  - ⬛ Pump Station
  - ⊕ Thru Curb Drain
  - ⊗ Treatment Device
  - ⊕ Unknown



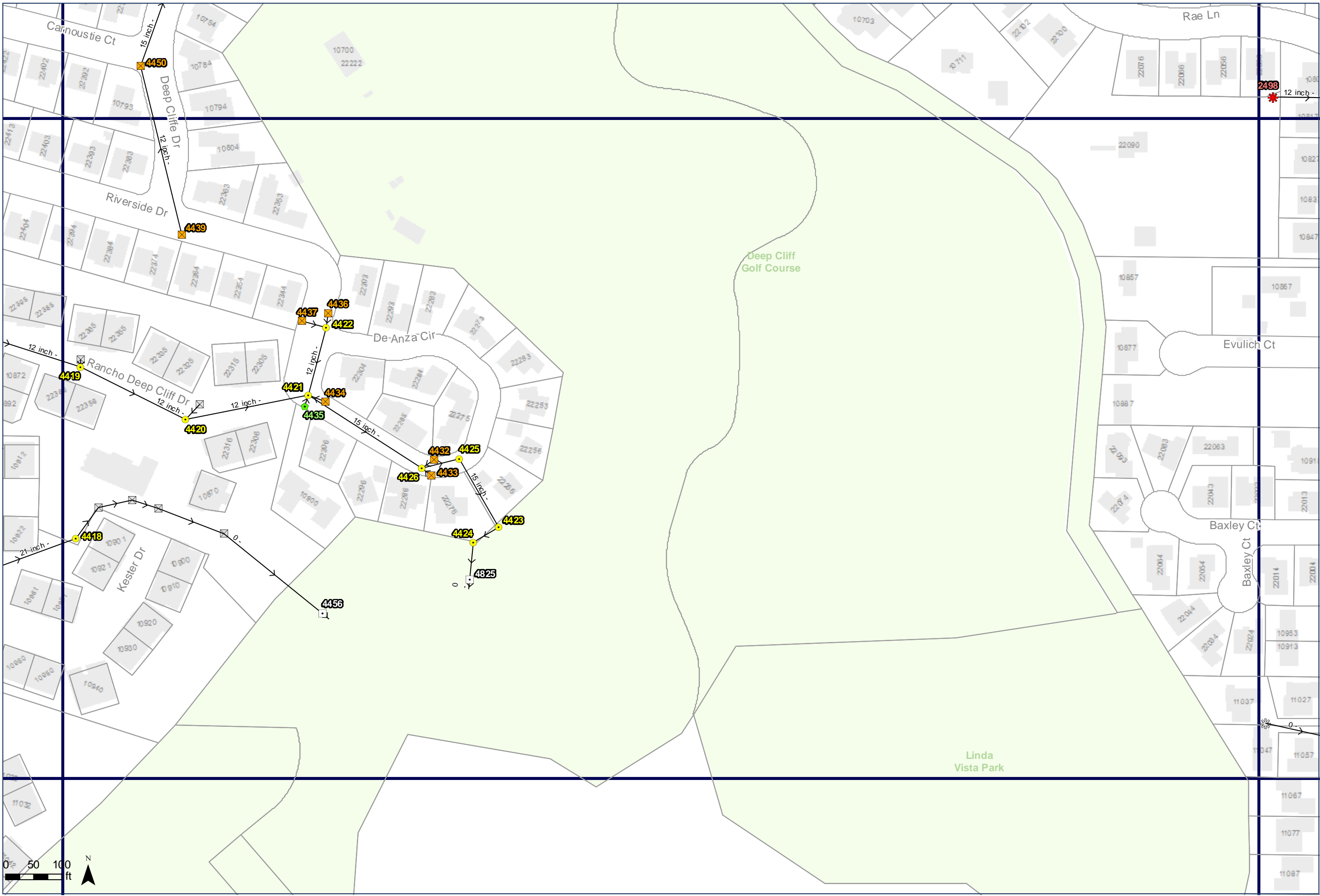


- Cupertino Structures**
- In Fall
  - Area Drain
  - BubbleUp
  - Catch Basin
  - Clean Out
  - Drop Inlet
  - Dry Well
  - Energy Dissipator
  - Inlet Culvert
  - Intercept Separator
  - Manhole
  - Outfall
  - Pump Station
  - Thru Curb Drain
  - Treatment Device
  - Unknown
  - Mains
- Private Structures**
- Area Drain
  - BubbleUp
  - Catch Basin
  - Clean Out
  - Drop Inlet
  - Dry Well
  - Energy Dissipator
  - Inlet Culvert
  - Intercept Separator
  - Manhole
  - Outfall
  - Pump Station
  - Thru Curb Drain
  - Treatment Device
  - Unknown

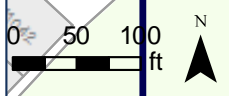


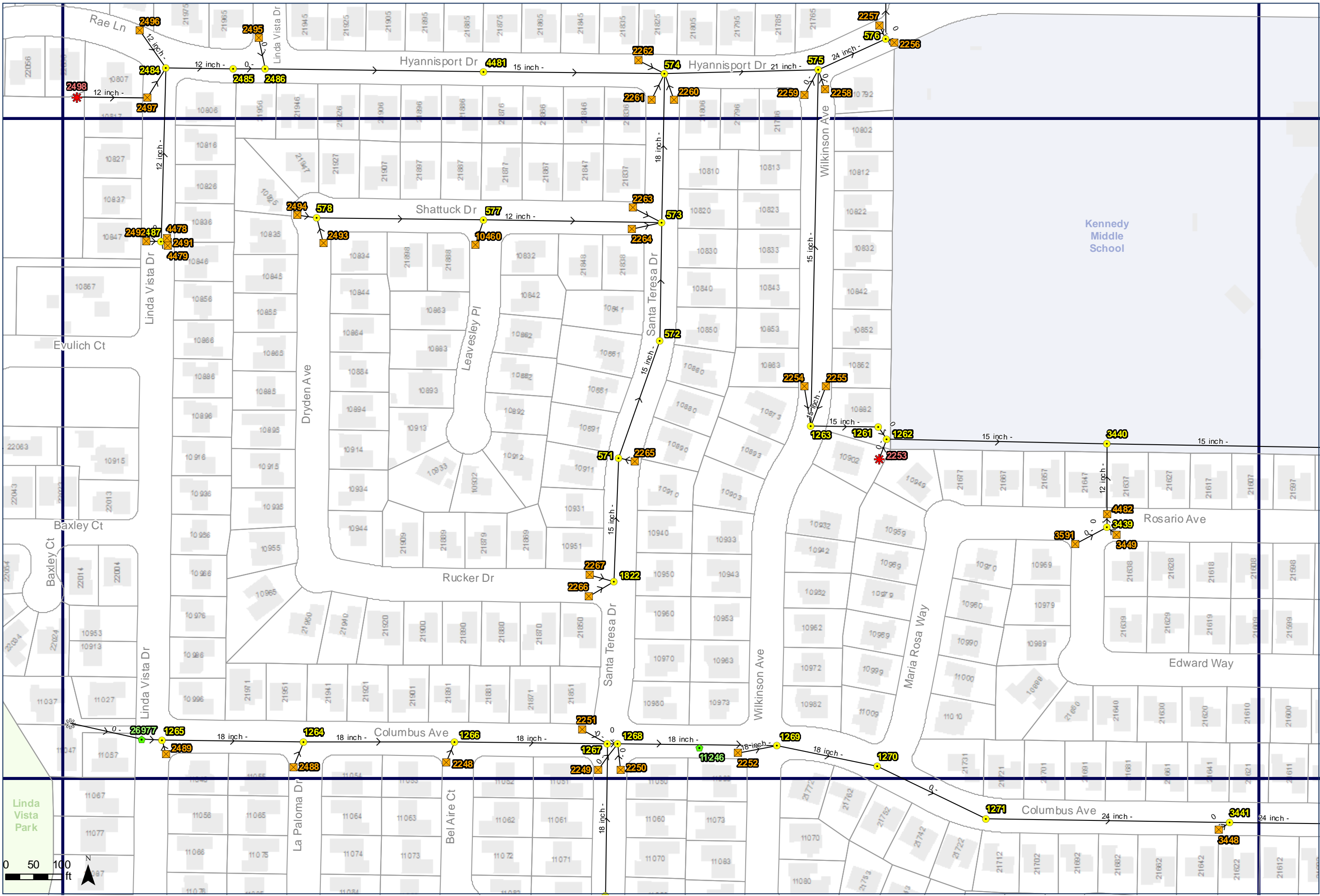


- Cupertino Structures**
- In Fall
  - Area Drain
  - BubbleUp
  - Catch Basin
  - Clean Out
  - Drop Inlet
  - Dry Well
  - Energy Dissipator
  - Inlet Culvert
  - Intercept Separator
  - Manhole
  - Outfall
  - Pump Station
  - Thru Curb Drain
  - Treatment Device
  - Unknown
  - Mains
- Private Structures**
- Area Drain
  - BubbleUp
  - Catch Basin
  - Clean Out
  - Drop Inlet
  - Dry Well
  - Energy Dissipator
  - Inlet Culvert
  - Intercept Separator
  - Manhole
  - Outfall
  - Pump Station
  - Thru Curb Drain
  - Treatment Device
  - Unknown



- Cupertino Structures**
- In Fall
  - Area Drain
  - BubbleUp
  - Catch Basin
  - Clean Out
  - Drop Inlet
  - Dry Well
  - Energy Dissipator
  - Inlet Culvert
  - Intercept Separator
  - Manhole
  - Outfall
  - Pump Station
  - Thru Curb Drain
  - Treatment Device
  - Unknown
  - Mains
- Private Structures**
- Area Drain
  - BubbleUp
  - Catch Basin
  - Clean Out
  - Drop Inlet
  - Dry Well
  - Energy Dissipator
  - Inlet Culvert
  - Intercept Separator
  - Manhole
  - Outfall
  - Pump Station
  - Thru Curb Drain
  - Treatment Device
  - Unknown



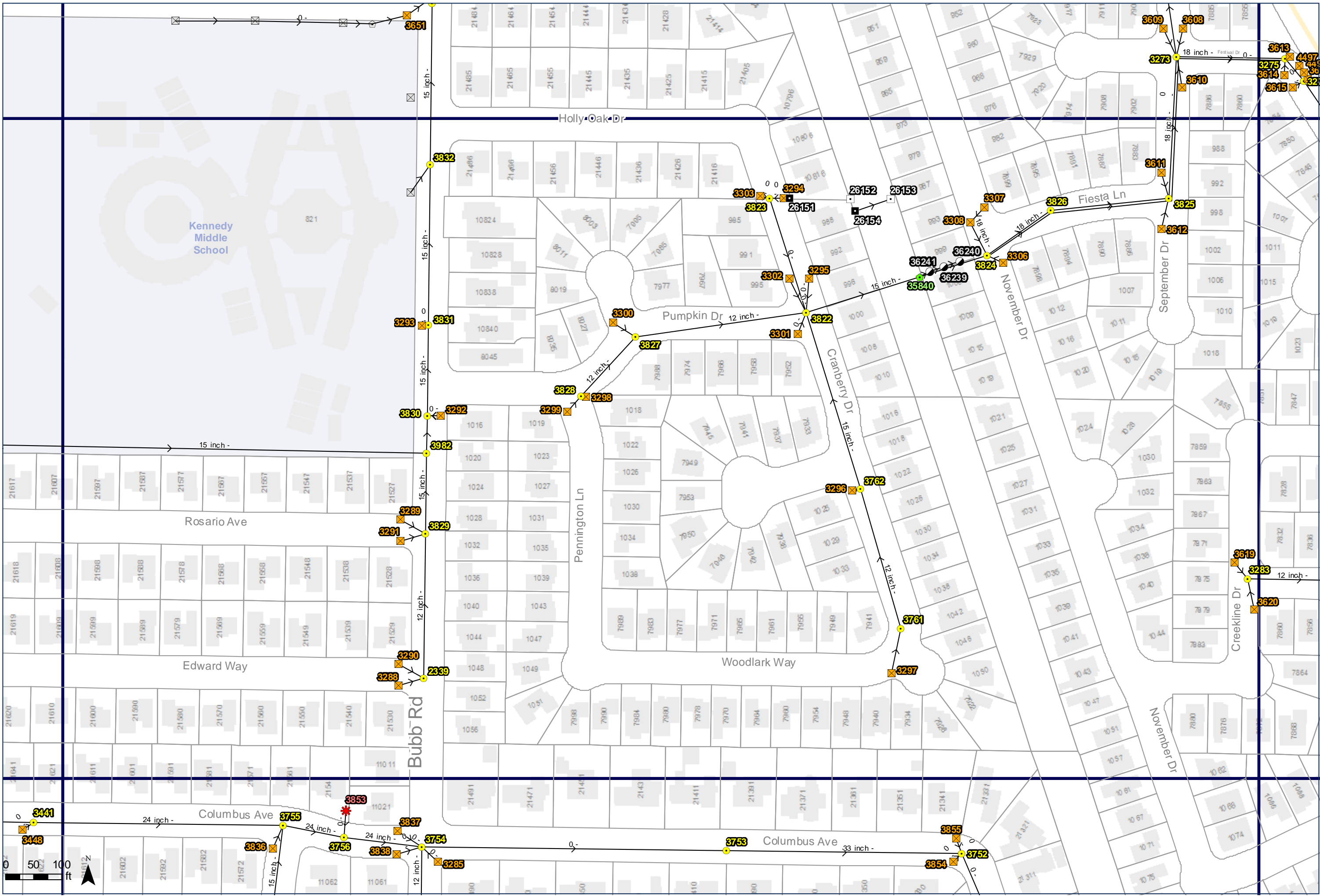


- Cupertino Structures**
- In Fall
  - Area Drain
  - BubbleUp
  - Catch Basin
  - Clean Out
  - Drop Inlet
  - Dry Well
  - Energy Dissipator
  - Inlet Culvert
  - Intercept Separator
  - Manhole
  - Outfall
  - Pump Station
  - Thru Curb Drain
  - Treatment Device
  - Unknown
  - Mains
- Private Structures**
- Area Drain
  - BubbleUp
  - Catch Basin
  - Clean Out
  - Drop Inlet
  - Dry Well
  - Energy Dissipator
  - Inlet Culvert
  - Intercept Separator
  - Manhole
  - Outfall
  - Pump Station
  - Thru Curb Drain
  - Treatment Device
  - Unknown

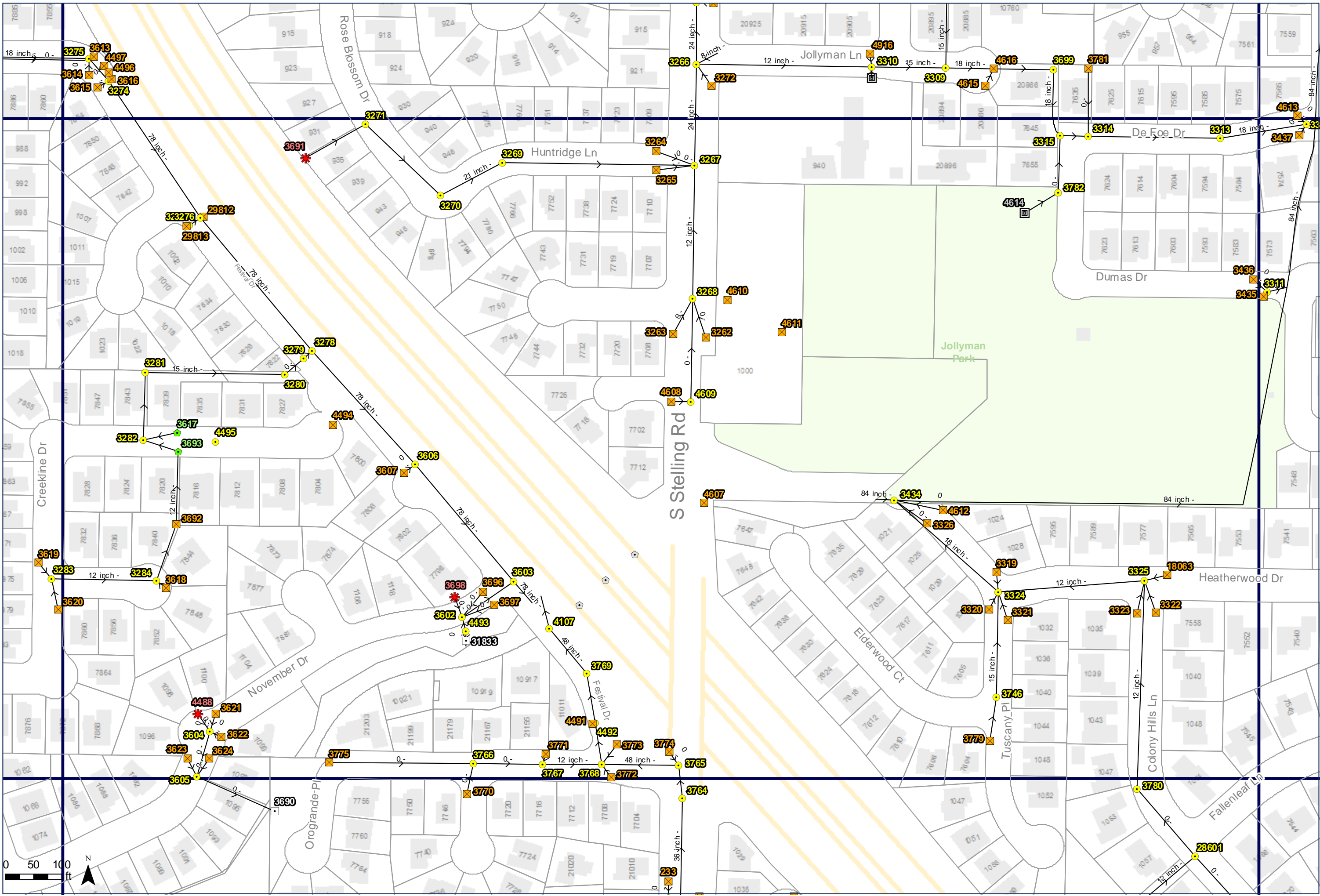
Kennedy Middle School

Rosario Ave

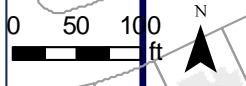
Edward Way



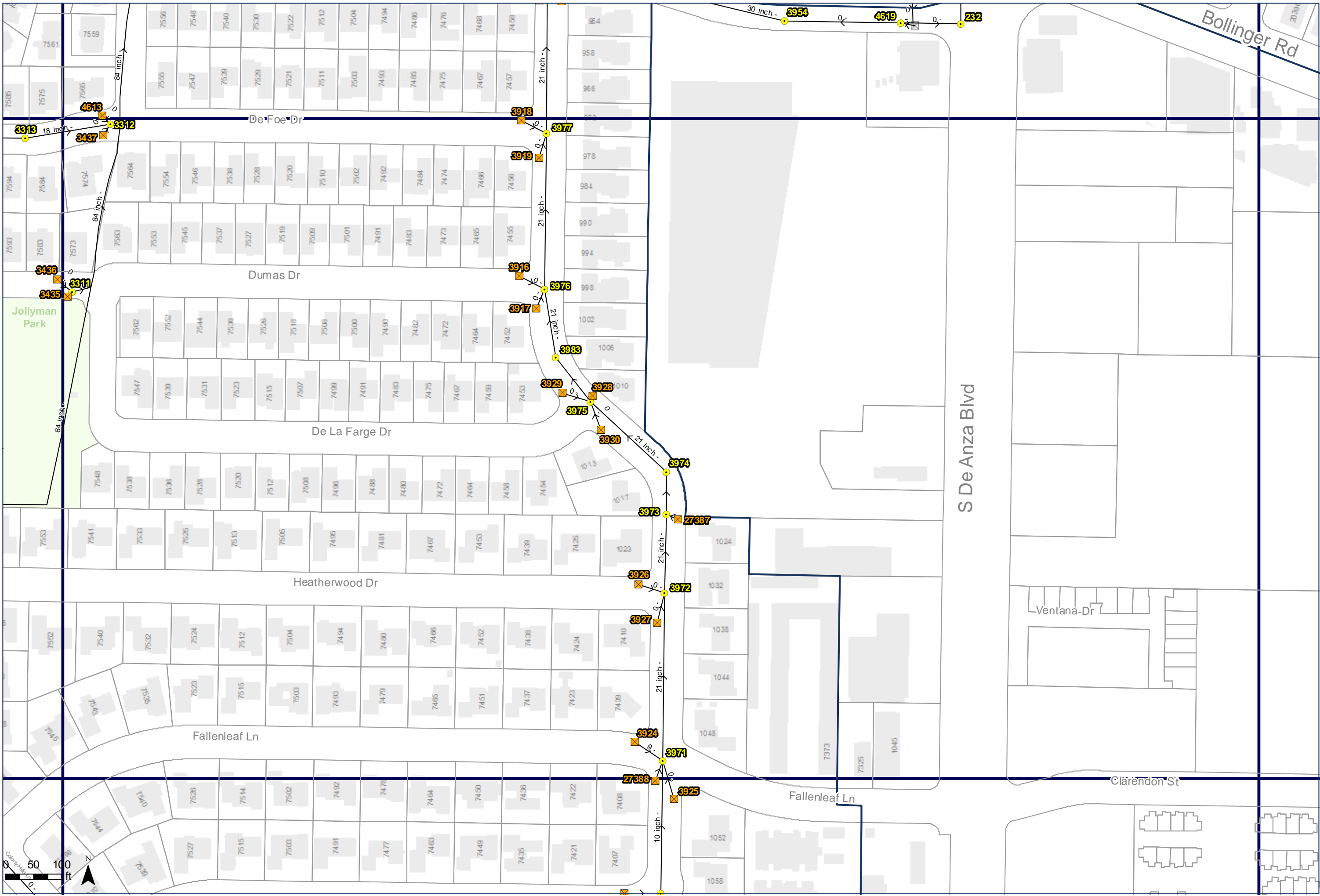
- Cupertino Structures**
- In Fall
  - Area Drain
  - BubbleUp
  - Catch Basin
  - Clean Out
  - Drop Inlet
  - Dry Well
  - Energy Dissipator
  - Inlet Culvert
  - Intercept Separator
  - Manhole
  - Outfall
  - Pump Station
  - Thru Curb Drain
  - Treatment Device
  - Unknown
  - Mains
- Private Structures**
- Area Drain
  - BubbleUp
  - Catch Basin
  - Clean Out
  - Drop Inlet
  - Dry Well
  - Energy Dissipator
  - Inlet Culvert
  - Intercept Separator
  - Manhole
  - Outfall
  - Pump Station
  - Thru Curb Drain
  - Treatment Device
  - Unknown



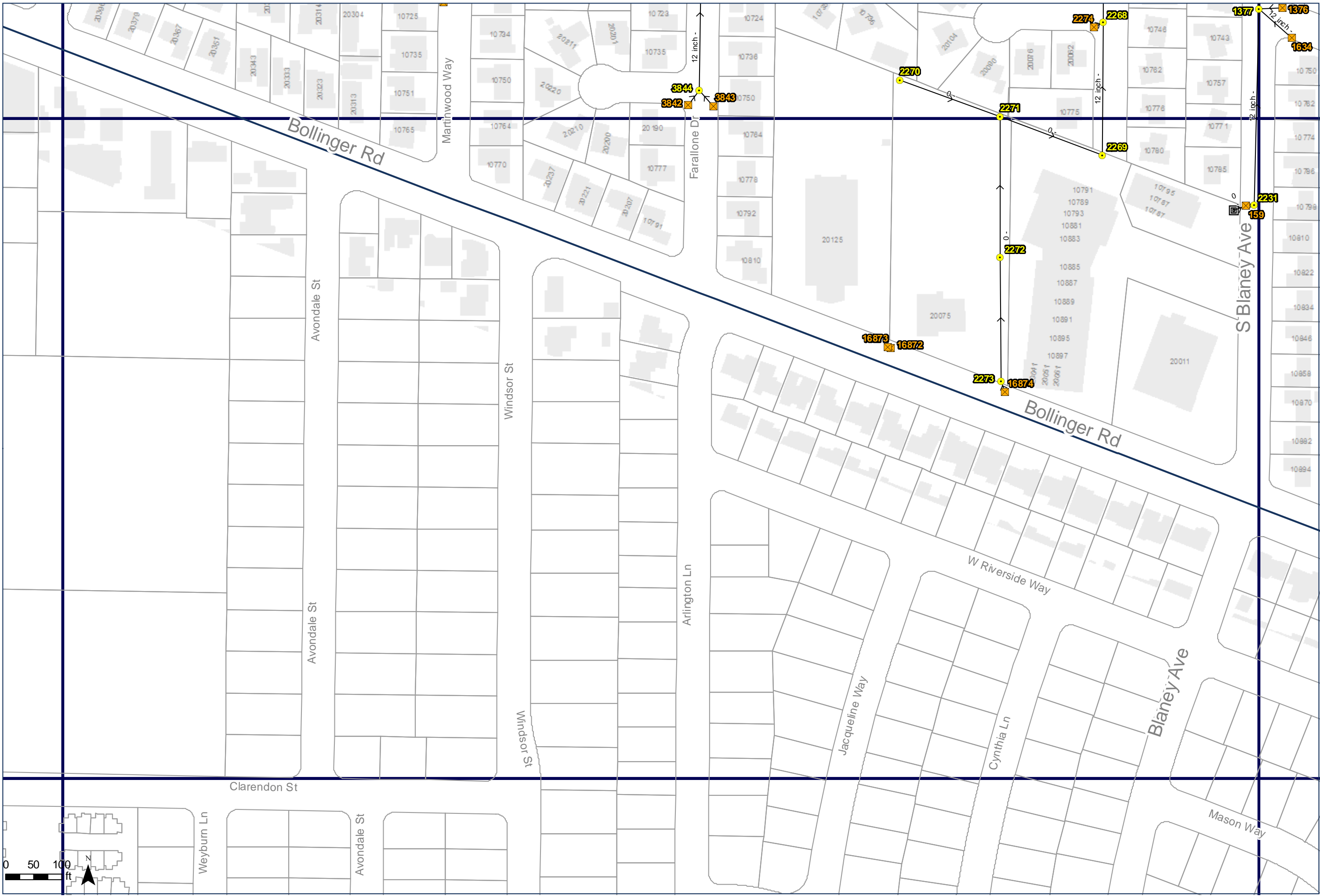
- Cupertino Structures**
- In Fall
  - Area Drain
  - BubbleUp
  - Catch Basin
  - Clean Out
  - Drop Inlet
  - Dry Well
  - Energy Dissipator
  - Inlet Culvert
  - Intercept Separator
  - Manhole
  - Outfall
  - Pump Station
  - Thru Curb Drain
  - Treatment Device
  - Unknown
  - Mains
- Private Structures**
- Area Drain
  - BubbleUp
  - Catch Basin
  - Clean Out
  - Drop Inlet
  - Dry Well
  - Energy Dissipator
  - Inlet Culvert
  - Intercept Separator
  - Manhole
  - Outfall
  - Pump Station
  - Thru Curb Drain
  - Treatment Device
  - Unknown



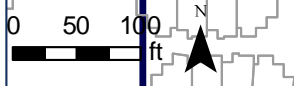


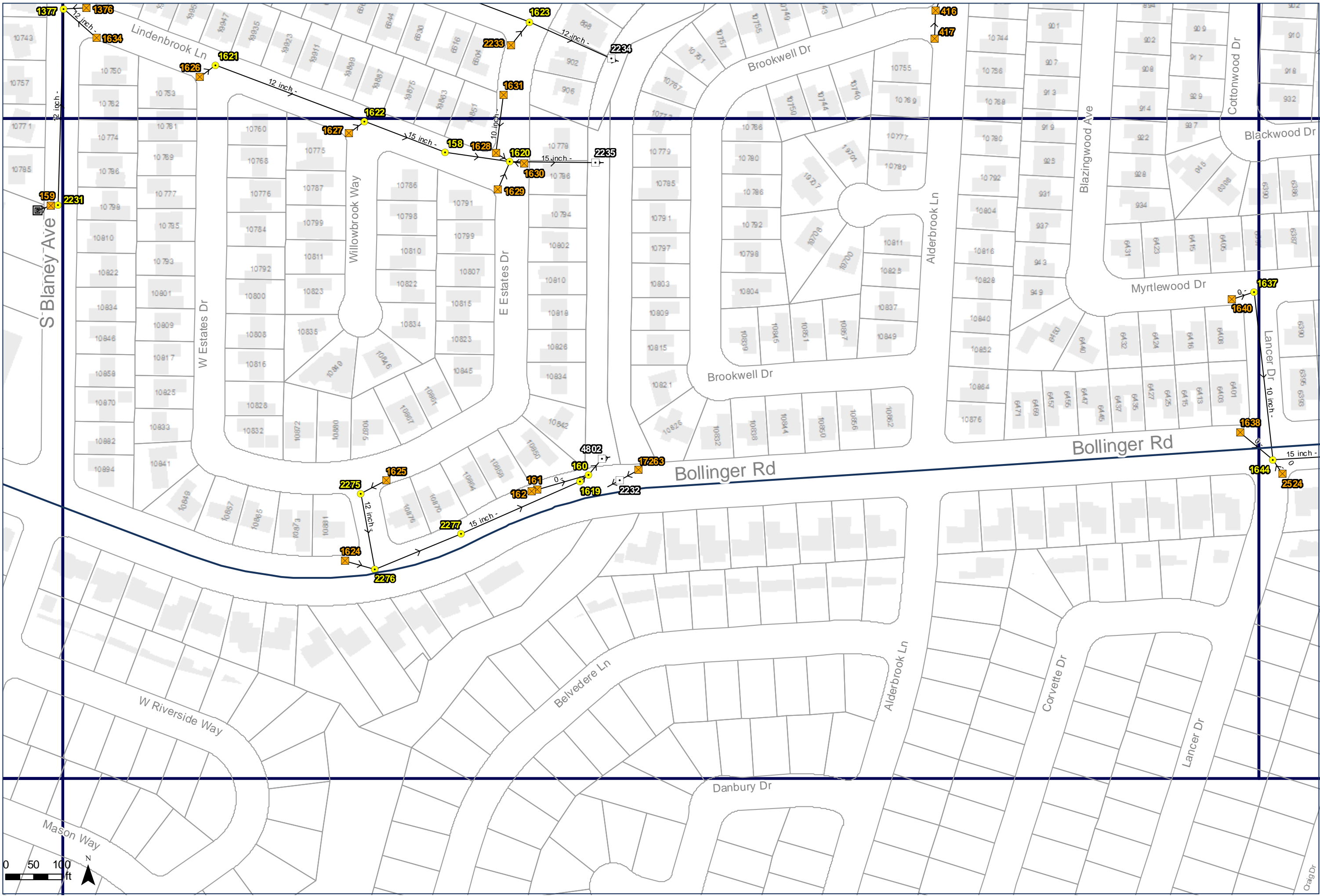


- Cupertino Structures**
- In Fall
  - Area Drain
  - BubbleUp
  - Catch Basin
  - Clean Out
  - Drop Inlet
  - Dry Well
  - Energy Dissipator
  - Inlet Culvert
  - Intercept Separator
  - Manhole
  - Outfall
  - Pump Station
  - Thru Curb Drain
  - Treatment Device
  - Unknown
  - Mains
- Private Structures**
- Area Drain
  - BubbleUp
  - Catch Basin
  - Clean Out
  - Drop Inlet
  - Dry Well
  - Energy Dissipator
  - Inlet Culvert
  - Intercept Separator
  - Manhole
  - Outfall
  - Pump Station
  - Thru Curb Drain
  - Treatment Device
  - Unknown

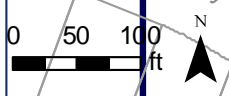


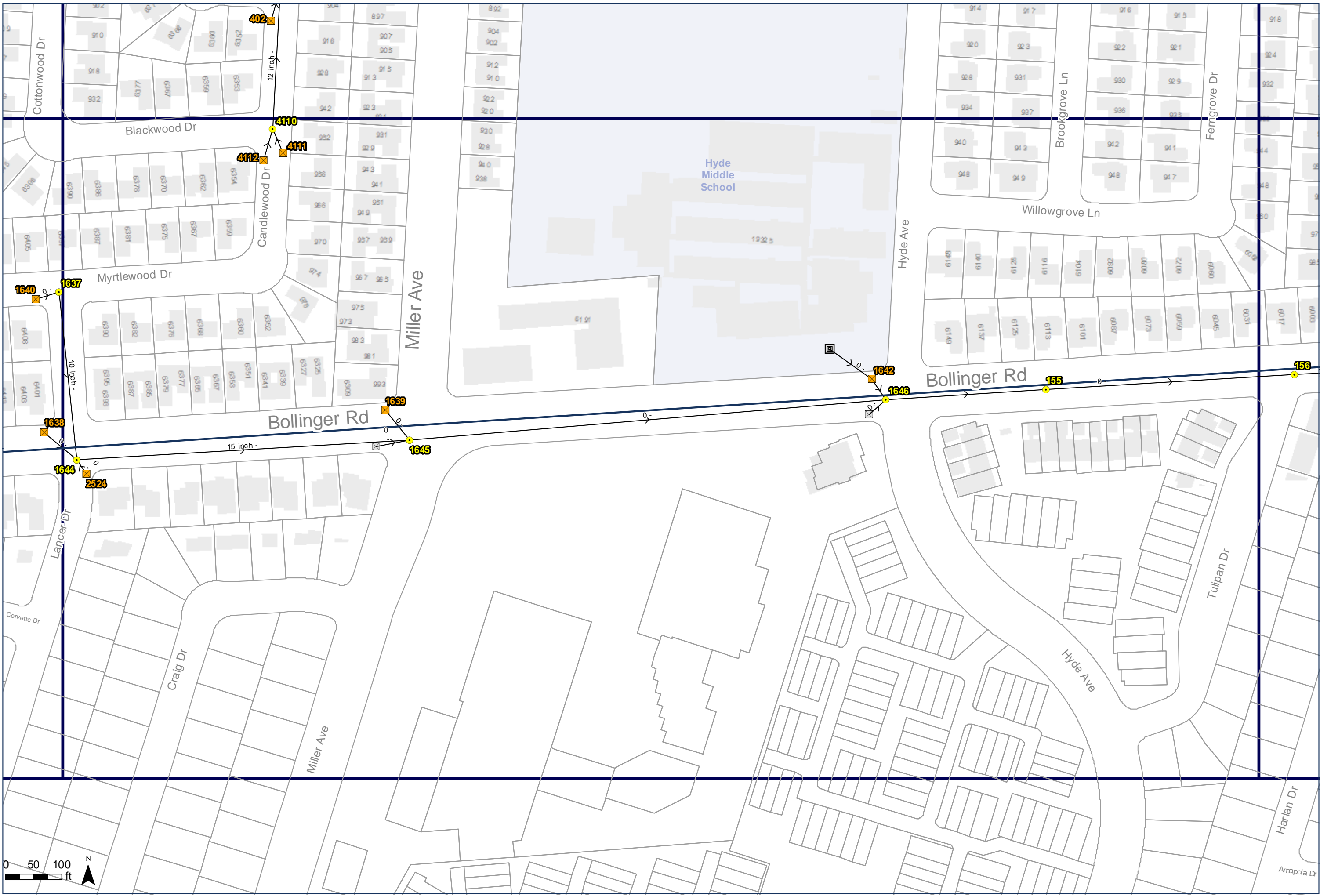
- Cupertino Structures**
- In Fall
  - Area Drain
  - BubbleUp
  - Catch Basin
  - Clean Out
  - Drop Inlet
  - Dry Well
  - Energy Dissipator
  - Inlet Culvert
  - Intercept Separator
  - Manhole
  - Outfall
  - Pump Station
  - Thru Curb Drain
  - Treatment Device
  - Unknown
  - Mains
- Private Structures**
- Area Drain
  - BubbleUp
  - Catch Basin
  - Clean Out
  - Drop Inlet
  - Dry Well
  - Energy Dissipator
  - Inlet Culvert
  - Intercept Separator
  - Manhole
  - Outfall
  - Pump Station
  - Thru Curb Drain
  - Treatment Device
  - Unknown



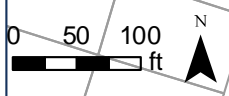


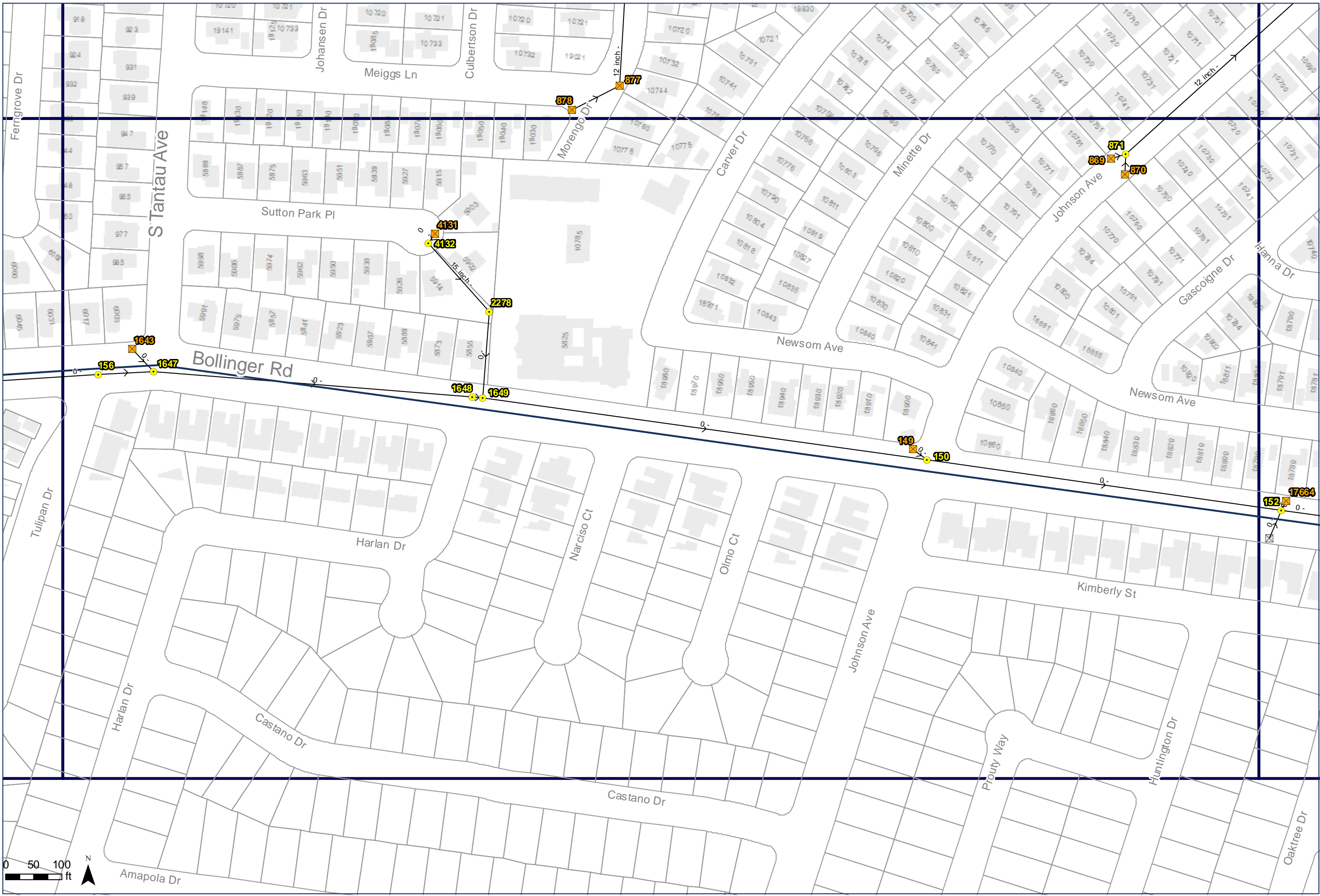
- Cupertino Structures**
- In Fall
  - ▣ Area Drain
  - BubbleUp
  - ⊠ Catch Basin
  - Clean Out
  - ⊙ Drop Inlet
  - ⊕ Dry Well
  - ⊗ Energy Dissipator
  - ▣ Inlet Culvert
  - ⊕ Intercept Separator
  - Manhole
  - Outfall
  - ⬛ Pump Station
  - ⊕ Thru Curb Drain
  - ⊠ Treatment Device
  - ⊗ Unknown
  - Mains
- Private Structures**
- ▣ Area Drain
  - BubbleUp
  - ⊠ Catch Basin
  - Clean Out
  - ⊙ Drop Inlet
  - ⊕ Dry Well
  - ⊗ Energy Dissipator
  - ▣ Inlet Culvert
  - ⊕ Intercept Separator
  - Manhole
  - Outfall
  - ⬛ Pump Station
  - ⊕ Thru Curb Drain
  - ⊠ Treatment Device
  - ⊗ Unknown



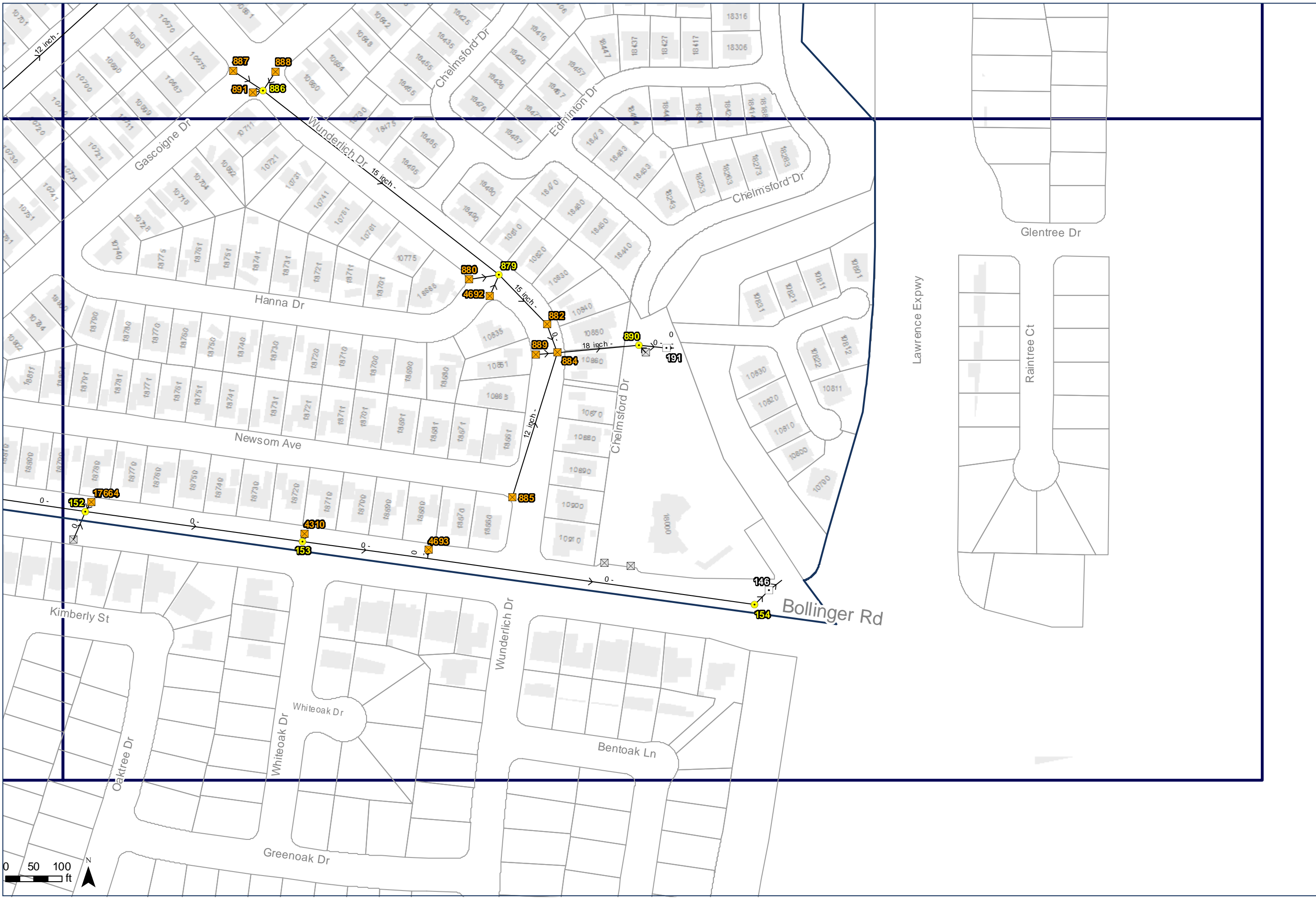


- Cupertino Structures**
- In Fall
  - Area Drain
  - BubbleUp
  - Catch Basin
  - Clean Out
  - Drop Inlet
  - Dry Well
  - Energy Dissipator
  - Inlet Culvert
  - Intercept Separator
  - Manhole
  - Outfall
  - Pump Station
  - Thru Curb Drain
  - Treatment Device
  - Unknown
  - Mains
- Private Structures**
- Area Drain
  - BubbleUp
  - Catch Basin
  - Clean Out
  - Drop Inlet
  - Dry Well
  - Energy Dissipator
  - Inlet Culvert
  - Intercept Separator
  - Manhole
  - Outfall
  - Pump Station
  - Thru Curb Drain
  - Treatment Device
  - Unknown



































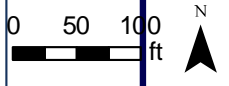
- Cupertino Structures**
- In Fall
  - ▣ Area Drain
  - ⊙ BubbleUp
  - ⊠ Catch Basin
  - ⊙ Clean Out
  - ⊙ Drop Inlet
  - ⊙ Dry Well
  - ⊙ Energy Dissipator
  - ⊙ Inlet Culvert
  - ⊕ Intercept Separator
  - ⊙ Manhole
  - ⊙ Outfall
  - ⬛ Pump Station
  - ⊕ Thru Curb Drain
  - ⊠ Treatment Device
  - ⊙ Unknown
  - ➔ Mains
- Private Structures**
- ▣ Area Drain
  - ⊙ BubbleUp
  - ⊠ Catch Basin
  - ⊙ Clean Out
  - ⊙ Drop Inlet
  - ⊙ Dry Well
  - ⊙ Energy Dissipator
  - ⊙ Inlet Culvert
  - ⊕ Intercept Separator
  - ⊙ Manhole
  - ⊙ Outfall
  - ⬛ Pump Station
  - ⊕ Thru Curb Drain
  - ⊠ Treatment Device
  - ⊙ Unknown

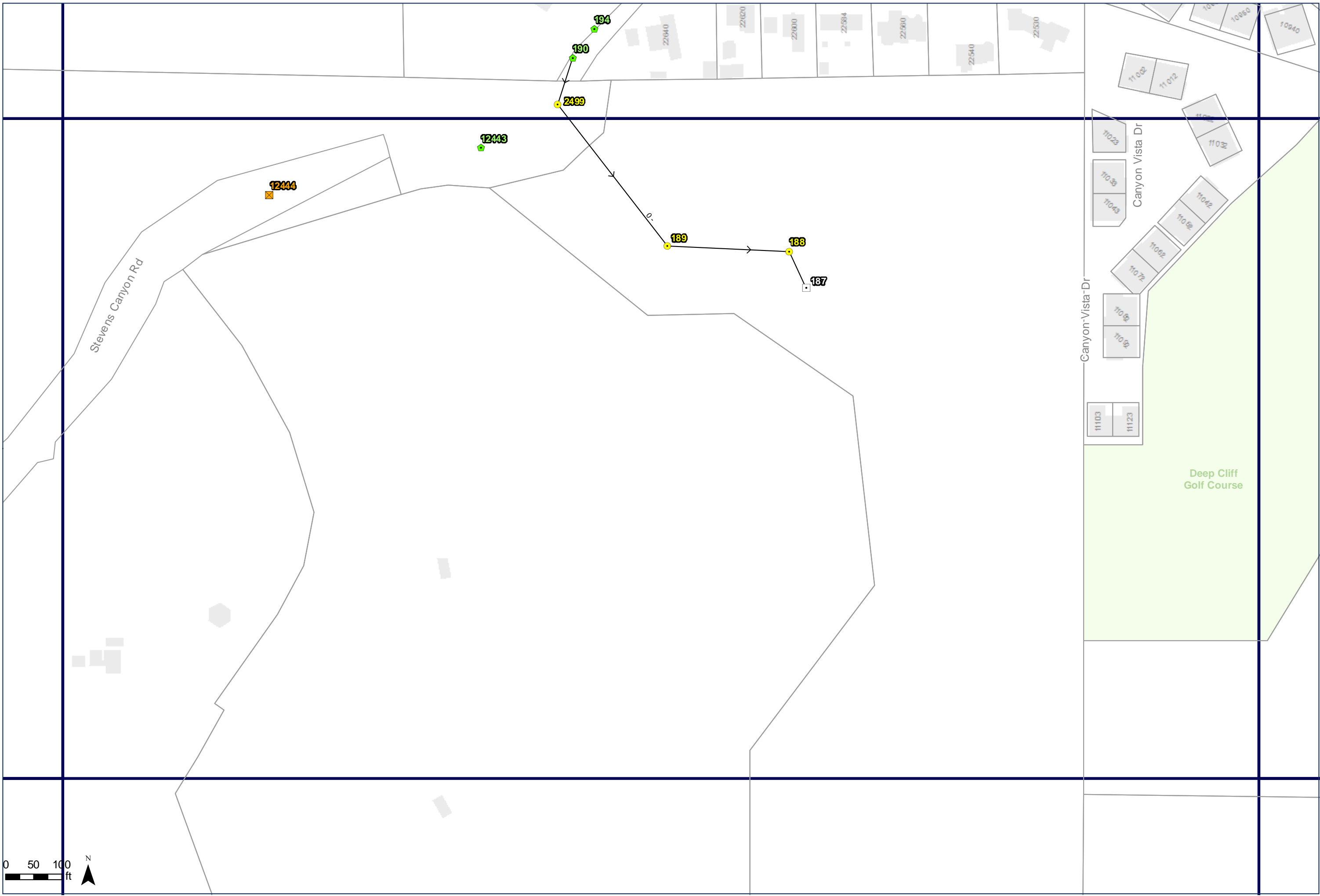


- Cupertino Structures**
- In Fall
  - Area Drain
  - BubbleUp
  - Catch Basin
  - Clean Out
  - Drop Inlet
  - Dry Well
  - Energy Dissipator
  - Inlet Culvert
  - Intercept Separator
  - Manhole
  - Outfall
  - Pump Station
  - Thru Curb Drain
  - Treatment Device
  - Unknown
  - Mains
- Private Structures**
- Area Drain
  - BubbleUp
  - Catch Basin
  - Clean Out
  - Drop Inlet
  - Dry Well
  - Energy Dissipator
  - Intercept Separator
  - Manhole
  - Outfall
  - Pump Station
  - Thru Curb Drain
  - Treatment Device
  - Unknown

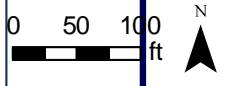
- Cupertino Structures**
-  In Fall
  -  Area Drain
  -  BubbleUp
  -  Catch Basin
  -  Clean Out
  -  Drop Inlet
  -  Dry Well
  -  Energy Dissipator
  -  Inlet Culvert
  -  Intercept Separator
  -  Manhole
  -  Outfall
  -  Pump Station
  -  Thru Curb Drain
  -  Treatment Device
  -  Unknown
  -  Mains

- Private Structures**
-  Area Drain
  -  BubbleUp
  -  Catch Basin
  -  Clean Out
  -  Drop Inlet
  -  Dry Well
  -  Energy Dissipator
  -  Inlet Culvert
  -  Intercept Separator
  -  Manhole
  -  Outfall
  -  Pump Station
  -  Thru Curb Drain
  -  Treatment Device
  -  Unknown

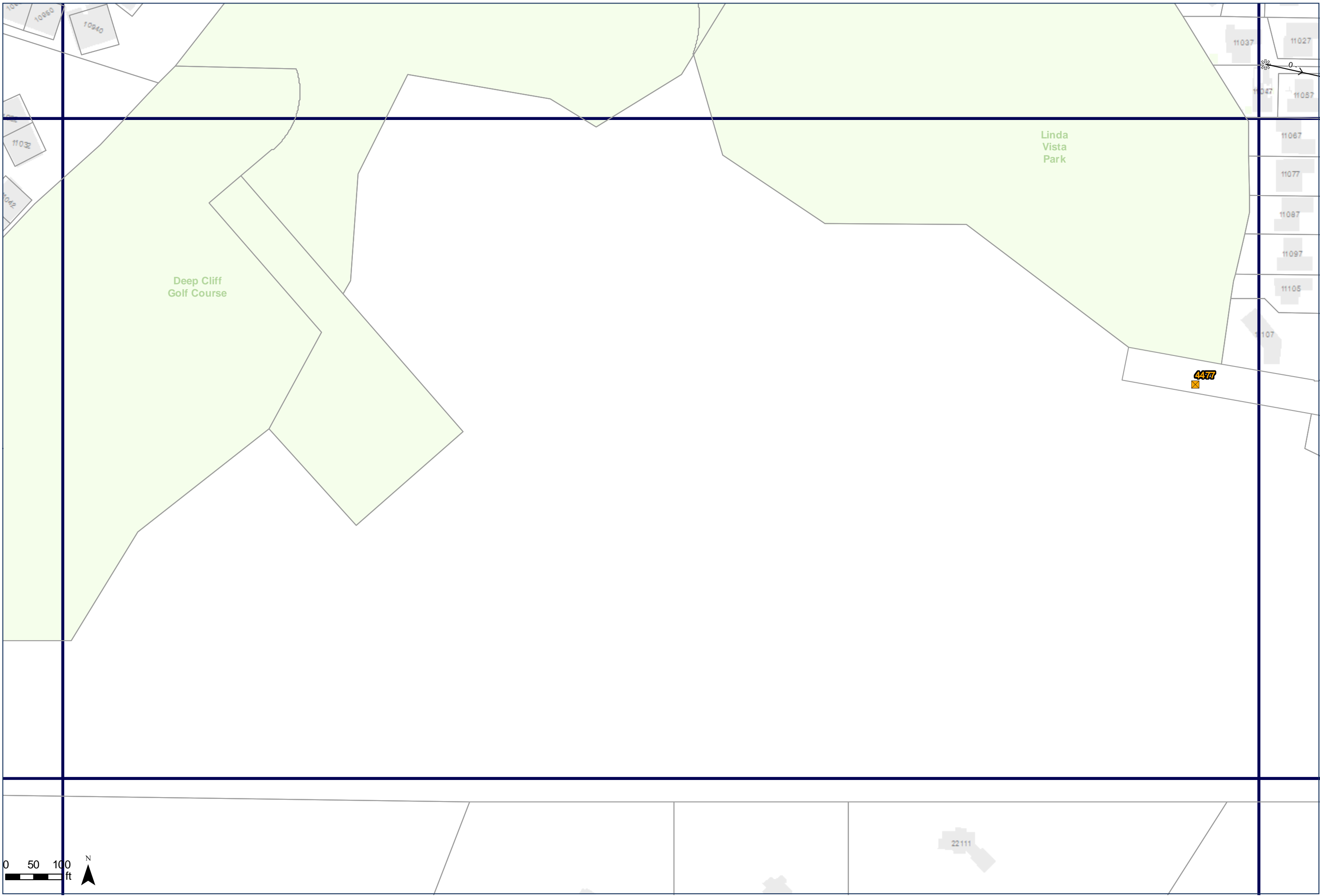




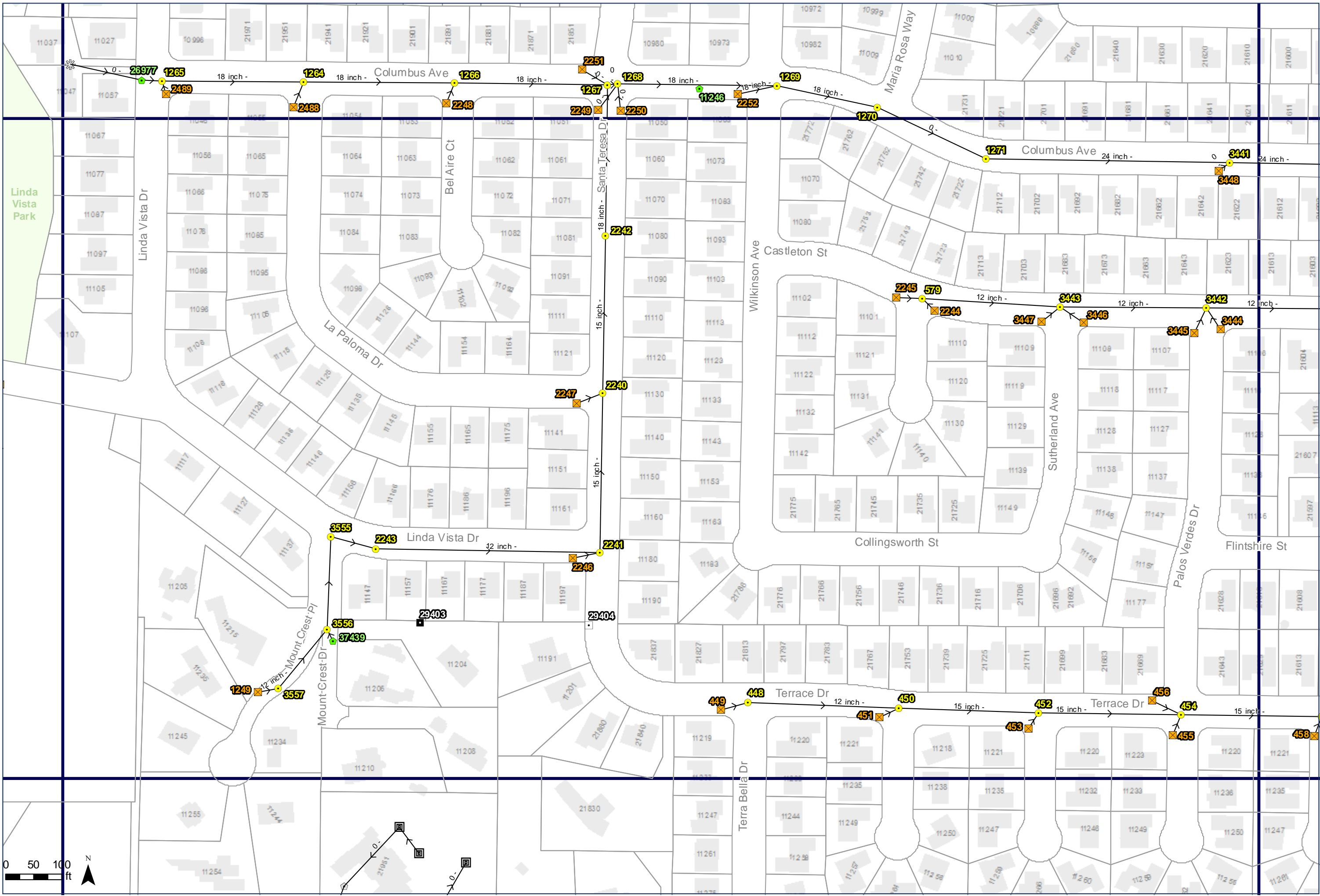
- Cupertino Structures**
- In Fall
  - Area Drain
  - BubbleUp
  - Catch Basin
  - Clean Out
  - Drop Inlet
  - Dry Well
  - Energy Dissipator
  - Inlet Culvert
  - Intercept Separator
  - Manhole
  - Outfall
  - Pump Station
  - Thru Curb Drain
  - Treatment Device
  - Unknown
  - Mains
- Private Structures**
- Area Drain
  - BubbleUp
  - Catch Basin
  - Clean Out
  - Drop Inlet
  - Dry Well
  - Energy Dissipator
  - Inlet Culvert
  - Intercept Separator
  - Manhole
  - Outfall
  - Pump Station
  - Thru Curb Drain
  - Treatment Device
  - Unknown



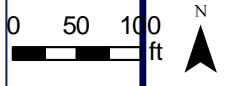


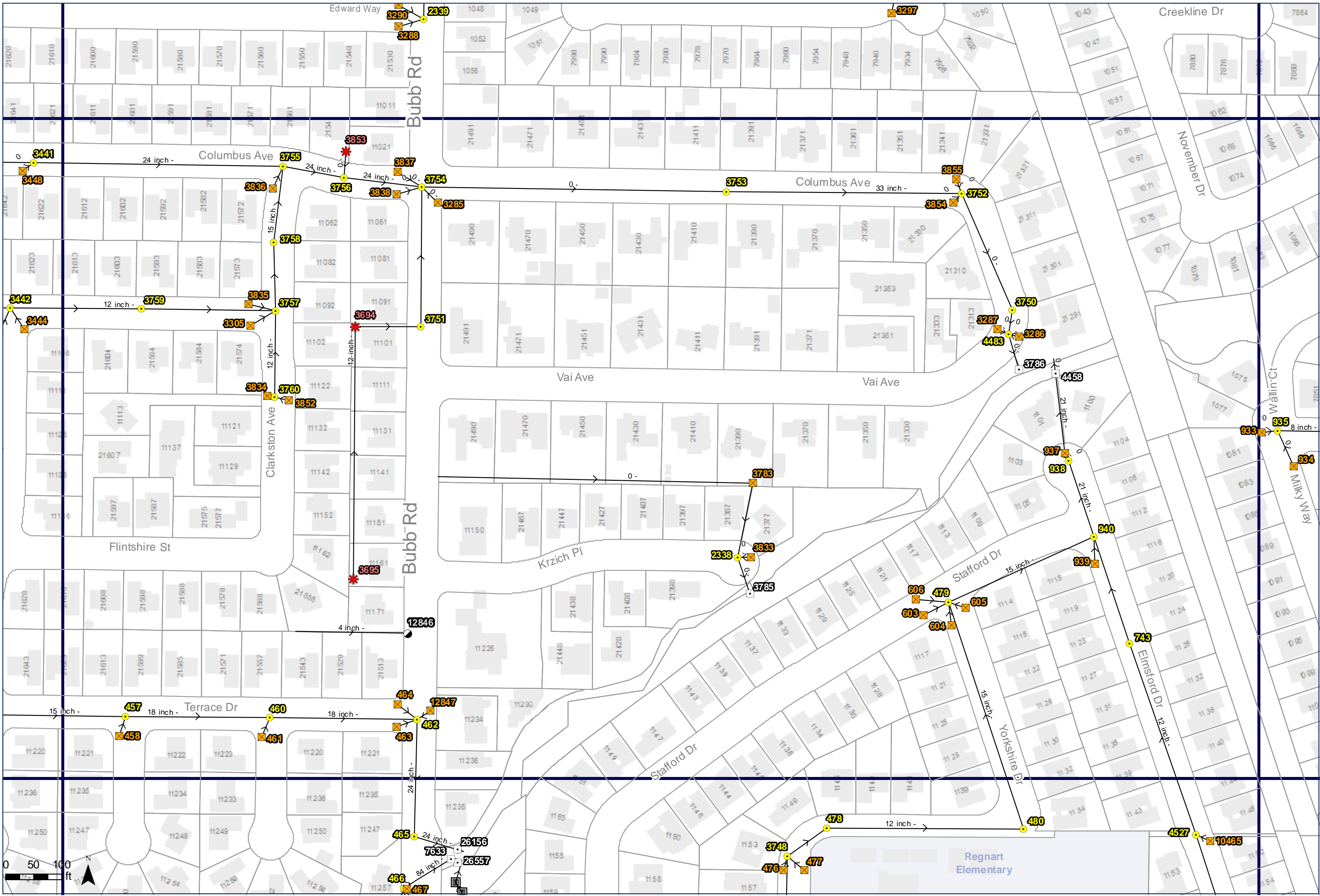


- Cupertino Structures**
- In Fall
  - Area Drain
  - BubbleUp
  - Catch Basin
  - Clean Out
  - Drop Inlet
  - Dry Well
  - Energy Dissipator
  - Inlet Culvert
  - Intercept Separator
  - Manhole
  - Outfall
  - Pump Station
  - Thru Curb Drain
  - Treatment Device
  - Unknown
  - Mains
- Private Structures**
- Area Drain
  - BubbleUp
  - Catch Basin
  - Clean Out
  - Drop Inlet
  - Dry Well
  - Energy Dissipator
  - Inlet Culvert
  - Intercept Separator
  - Manhole
  - Outfall
  - Pump Station
  - Thru Curb Drain
  - Treatment Device
  - Unknown

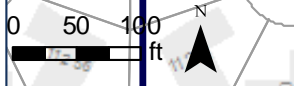


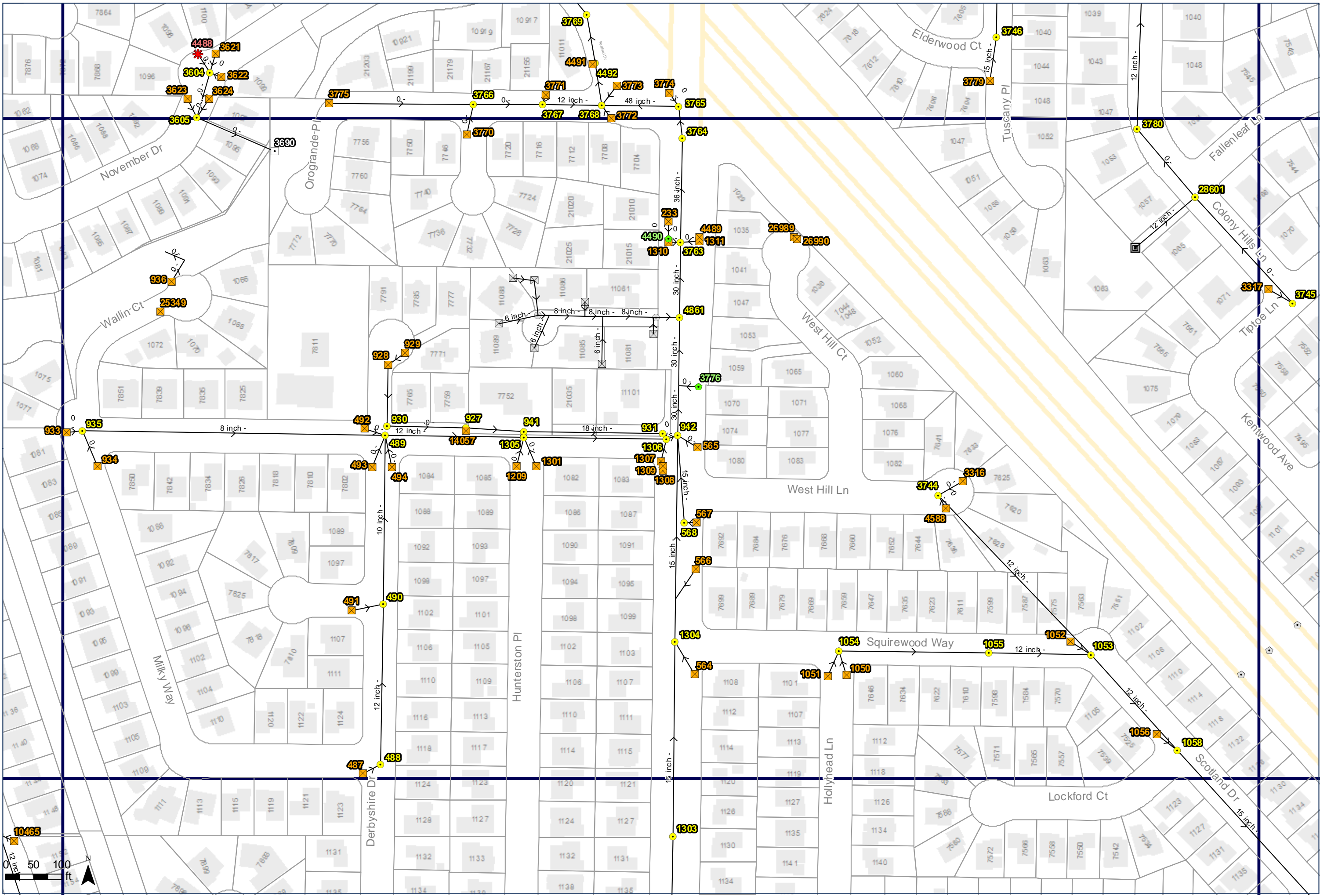
- Cupertino Structures**
- In Fall
  - ▣ Area Drain
  - BubbleUp
  - ⊠ Catch Basin
  - Clean Out
  - Drop Inlet
  - ⊕ Dry Well
  - ⊙ Energy Dissipator
  - ▣ Inlet Culvert
  - ⊕ Intercept Separator
  - Manhole
  - ▣ Outfall
  - ⬛ Pump Station
  - ⊕ Thru Curb Drain
  - ⊠ Treatment Device
  - ⊙ Unknown
  - Mains
- Private Structures**
- ▣ Area Drain
  - BubbleUp
  - ⊠ Catch Basin
  - Clean Out
  - Drop Inlet
  - ⊕ Dry Well
  - ⊙ Energy Dissipator
  - ⊕ Intercept Separator
  - Manhole
  - ▣ Outfall
  - ⬛ Pump Station
  - ⊕ Thru Curb Drain
  - ⊠ Treatment Device
  - ⊙ Unknown



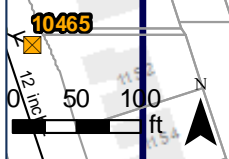


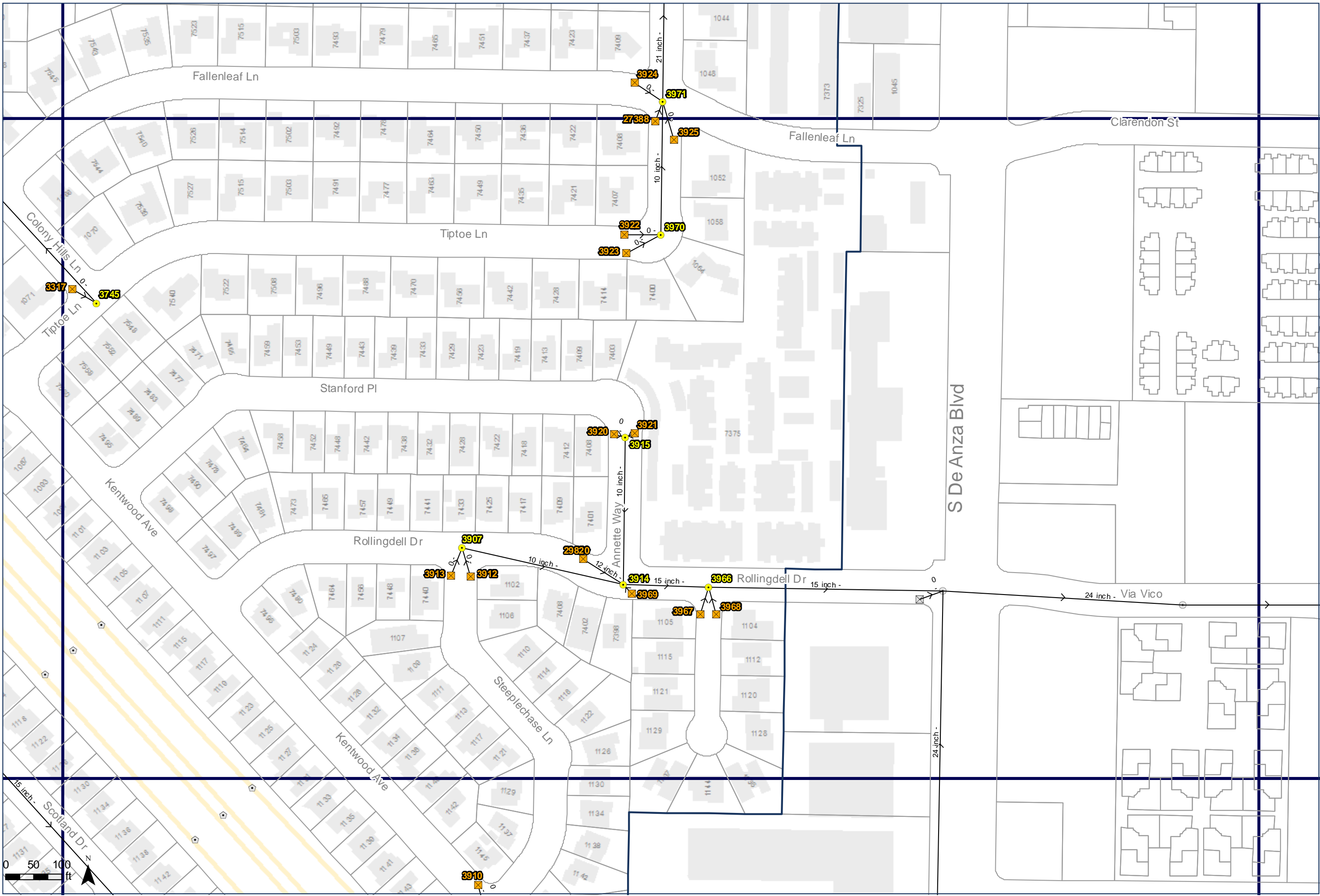
- Cupertino Structures**
- In Fall
  - Area Drain
  - BubbleUp
  - Catch Basin
  - Clean Out
  - Drop Inlet
  - Dry Well
  - Energy Dissipator
  - Inlet Culvert
  - Intercept Separator
  - Manhole
  - Outfall
  - Pump Station
  - Thru Curb Drain
  - Treatment Device
  - Unknown
  - Mains
- Private Structures**
- Area Drain
  - BubbleUp
  - Catch Basin
  - Clean Out
  - Drop Inlet
  - Dry Well
  - Energy Dissipator
  - Inlet Culvert
  - Intercept Separator
  - Manhole
  - Outfall
  - Pump Station
  - Thru Curb Drain
  - Treatment Device
  - Unknown



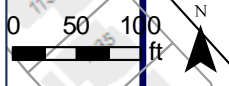


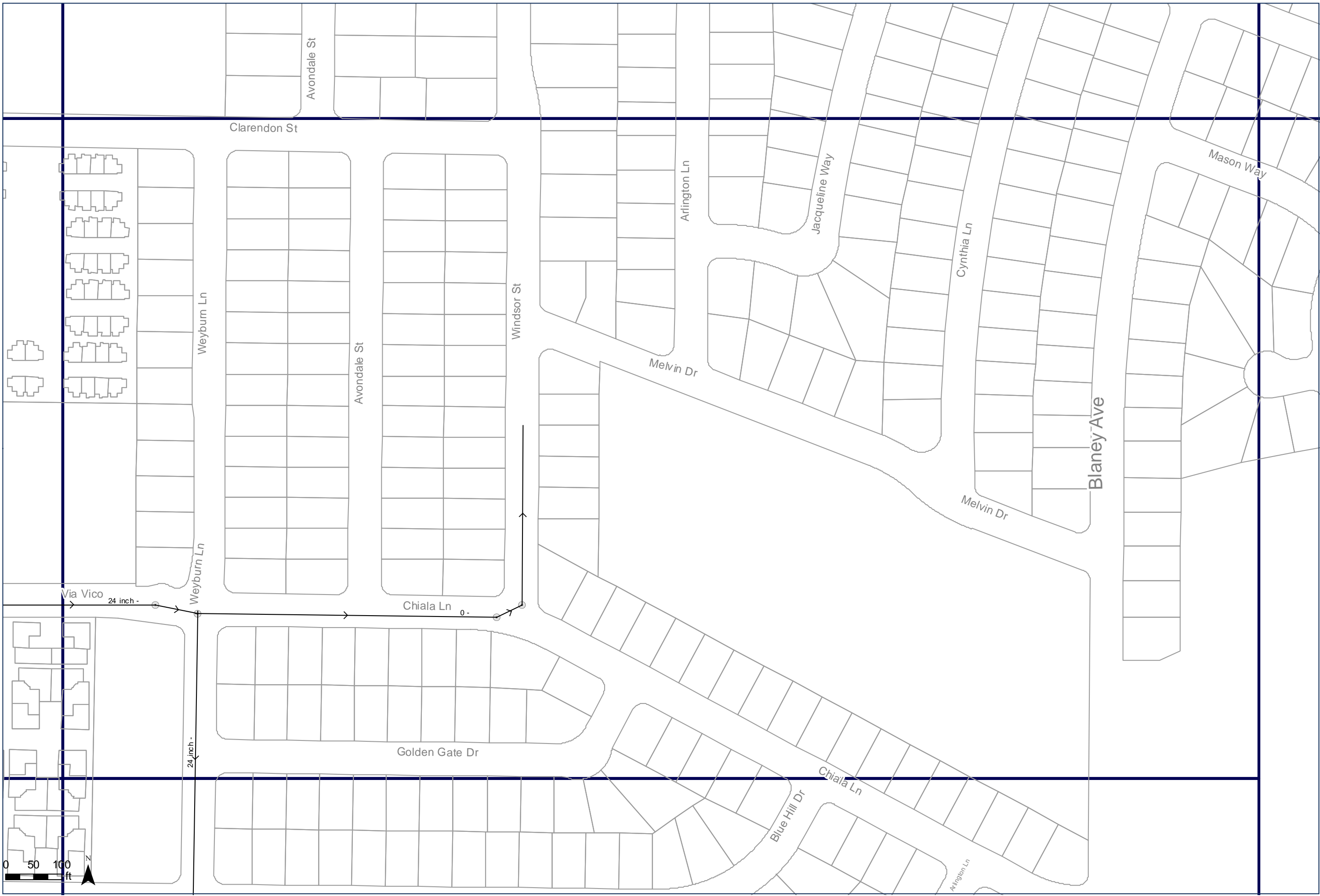
- Cupertino Structures**
- In Fall
  - Area Drain
  - BubbleUp
  - Catch Basin
  - Clean Out
  - Drop Inlet
  - Dry Well
  - Energy Dissipator
  - Inlet Culvert
  - Intercept Separator
  - Manhole
  - Outfall
  - Pump Station
  - Thru Curb Drain
  - Treatment Device
  - Unknown
  - Mains
- Private Structures**
- Area Drain
  - BubbleUp
  - Catch Basin
  - Clean Out
  - Drop Inlet
  - Dry Well
  - Energy Dissipator
  - Inlet Culvert
  - Intercept Separator
  - Manhole
  - Outfall
  - Pump Station
  - Thru Curb Drain
  - Treatment Device
  - Unknown



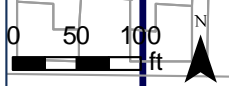


- Cupertino Structures**
- In Fall
  - Area Drain
  - BubbleUp
  - Catch Basin
  - Clean Out
  - Drop Inlet
  - Dry Well
  - Energy Dissipator
  - Inlet Culvert
  - Intercept Separator
  - Manhole
  - Outfall
  - Pump Station
  - Thru Curb Drain
  - Treatment Device
  - Unknown
  - Mains
- Private Structures**
- Area Drain
  - BubbleUp
  - Catch Basin
  - Clean Out
  - Drop Inlet
  - Dry Well
  - Energy Dissipator
  - Intercept Separator
  - Manhole
  - Outfall
  - Pump Station
  - Thru Curb Drain
  - Treatment Device
  - Unknown









- Cupertino Structures**
- In Fall
  - Area Drain
  - BubbleUp
  - Catch Basin
  - Clean Out
  - Drop Inlet
  - Dry Well
  - Energy Dissipator
  - Inlet Culvert
  - Intercept Separator
  - Manhole
  - Outfall
  - Pump Station
  - Thru Curb Drain
  - Treatment Device
  - Unknown
  - Mains
- Private Structures**
- Area Drain
  - BubbleUp
  - Catch Basin
  - Clean Out
  - Drop Inlet
  - Dry Well
  - Energy Dissipator
  - Inlet Culvert
  - Intercept Separator
  - Manhole
  - Outfall
  - Pump Station
  - Thru Curb Drain
  - Treatment Device
  - Unknown















Cupertino Structures

-  In Fall
-  Area Drain
-  BubbleUp
-  Catch Basin
-  Clean Out
-  Drop Inlet
-  Dry Well
-  Energy Dissipator
-  Inlet Culvert
-  Intercept Separator
-  Manhole
-  Outfall
-  Pump Station
-  Thru Curb Drain
-  Treatment Device
-  Unknown
-  Mains

Private Structures

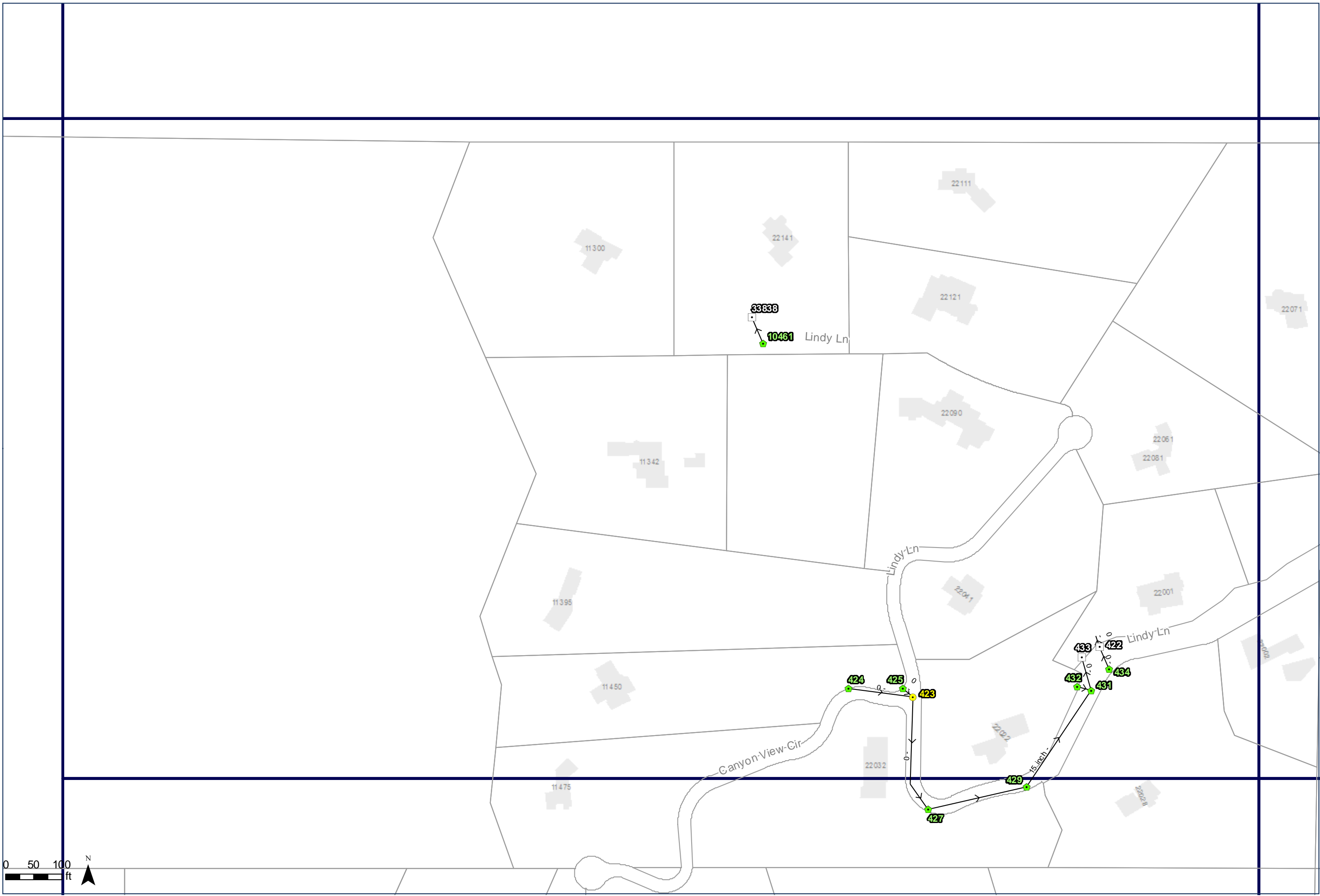
-  Area Drain
-  BubbleUp
-  Catch Basin
-  Clean Out
-  Drop Inlet
-  Dry Well
-  Energy Dissipator
-  Inlet Culvert
-  Intercept Separator
-  Manhole
-  Outfall
-  Pump Station
-  Thru Curb Drain
-  Treatment Device
-  Unknown



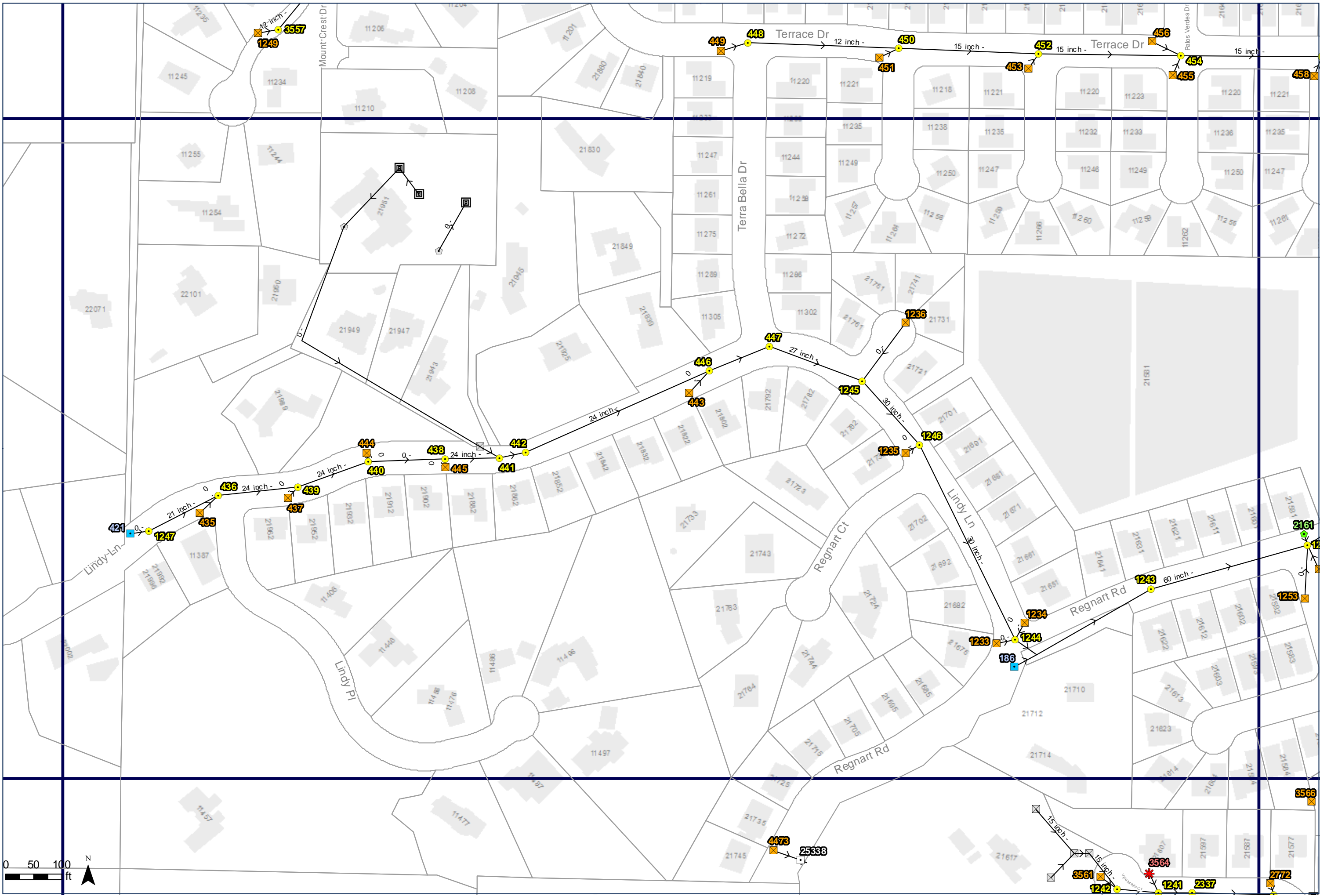
-  In Fall
-  Area Drain
-  BubbleUp
-  Catch Basin
-  Clean Out
-  Drop Inlet
-  Dry Well
-  Energy Dissipator
-  Inlet Culvert
-  Intercept Separator
-  Manhole
-  Outfall
-  Pump Station
-  Thru Curb Drain
-  Treatment Device
-  Unknown
-  Mains

Private Structures

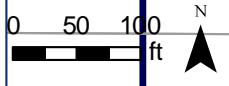
-  Area Drain
-  BubbleUp
-  Catch Basin
-  Clean Out
-  Drop Inlet
-  Dry Well
-  Energy Dissipator
-  Inlet Culvert
-  Intercept Separator
-  Manhole
-  Outfall
-  Pump Station
-  Thru Curb Drain
-  Treatment Device
-  Unknown

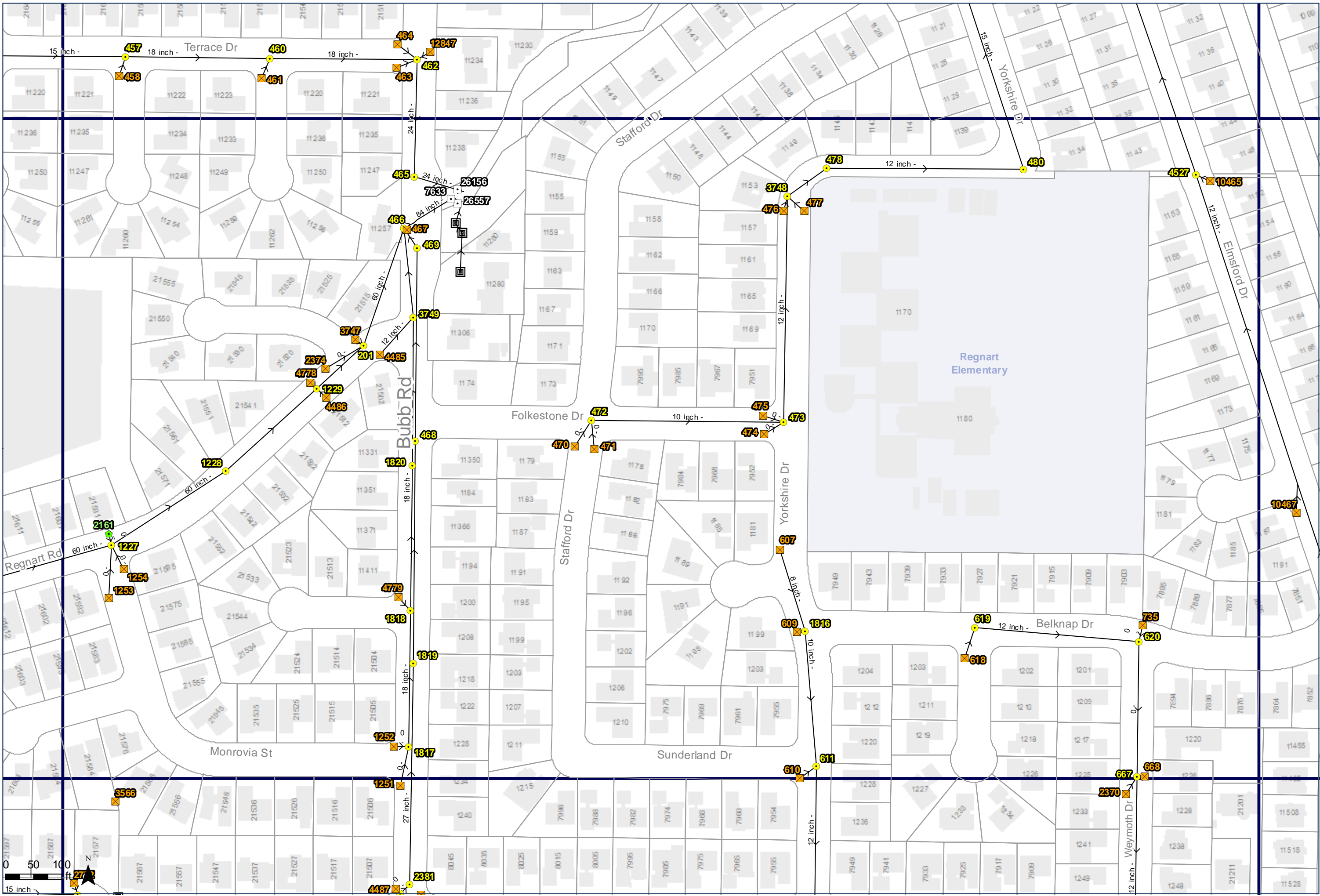




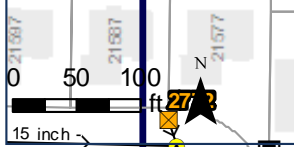


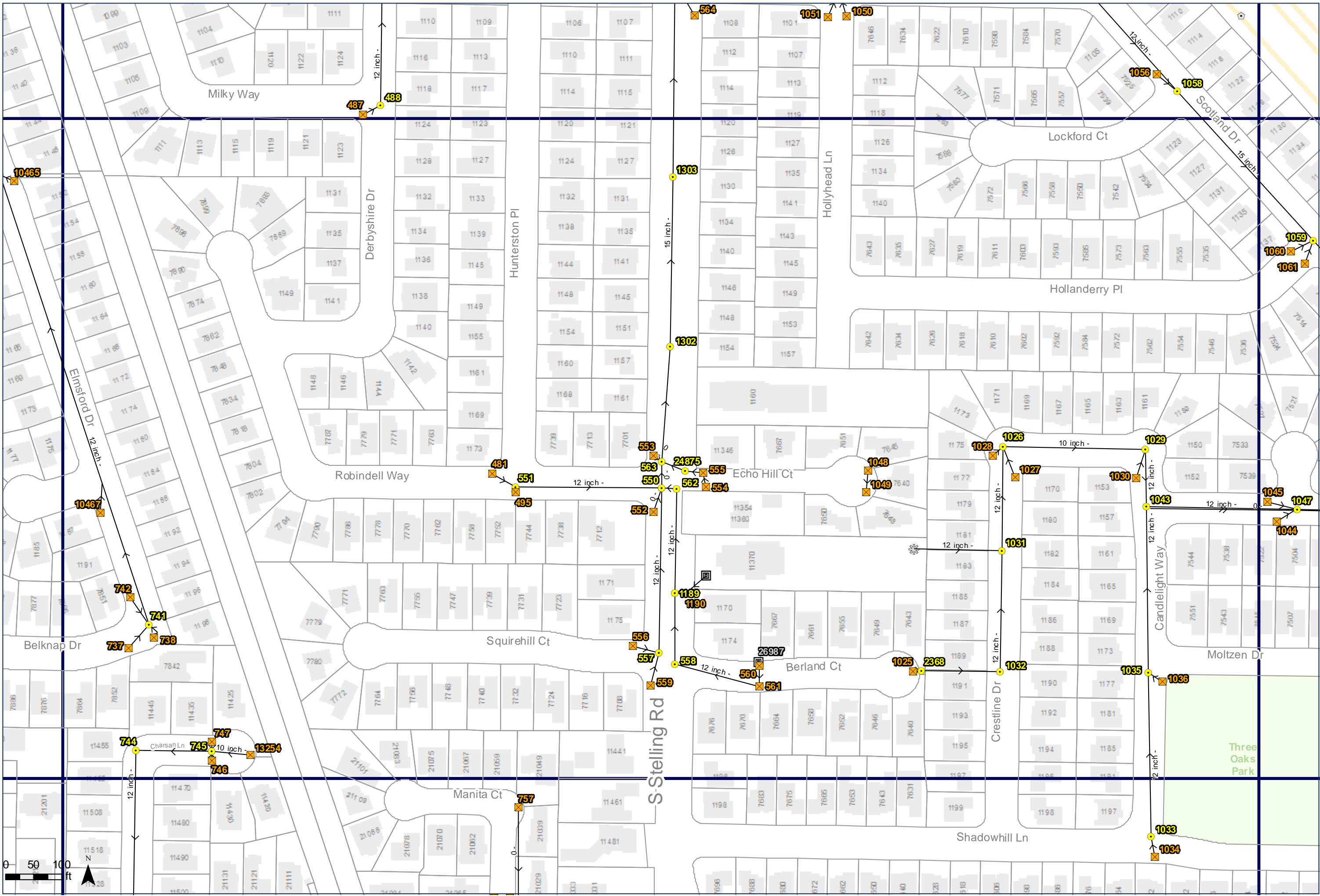
- Cupertino Structures**
- In Fall
  - ▣ Area Drain
  - BubbleUp
  - ⊠ Catch Basin
  - Clean Out
  - Drop Inlet
  - ⊕ Dry Well
  - ⊗ Energy Dissipator
  - ▣ Inlet Culvert
  - ⊕ Intercept Separator
  - Manhole
  - Outfall
  - ⬛ Pump Station
  - ⊕ Thru Curb Drain
  - ⊠ Treatment Device
  - ⊗ Unknown
  - Mains
- Private Structures**
- ▣ Area Drain
  - BubbleUp
  - ⊠ Catch Basin
  - Clean Out
  - Drop Inlet
  - ⊕ Dry Well
  - ⊗ Energy Dissipator
  - ▣ Inlet Culvert
  - ⊕ Intercept Separator
  - Manhole
  - Outfall
  - ⬛ Pump Station
  - ⊕ Thru Curb Drain
  - ⊠ Treatment Device
  - ⊗ Unknown



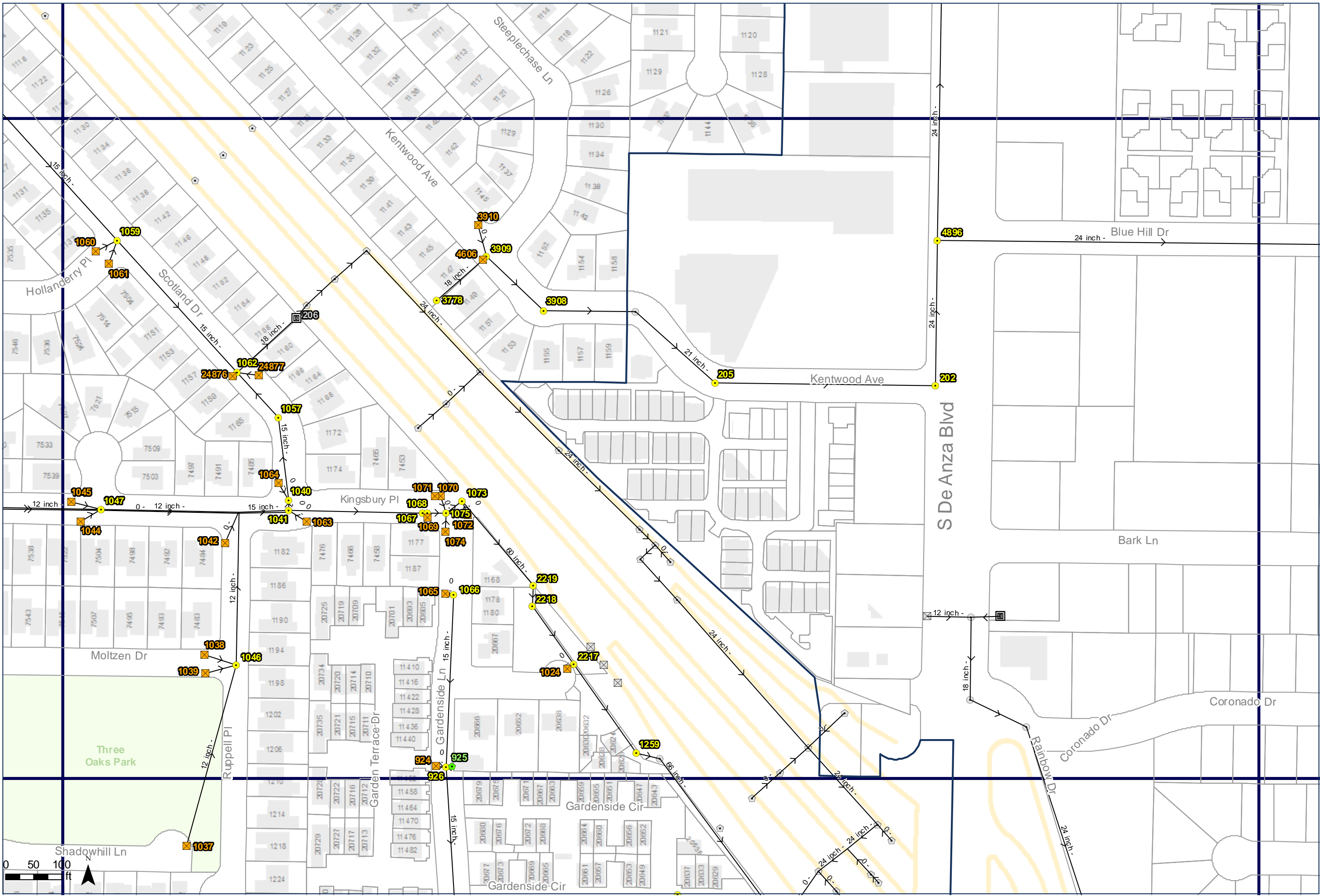


- Cupertino Structures**
- In Fall
  - Area Drain
  - BubbleUp
  - Catch Basin
  - Clean Out
  - Drop Inlet
  - Dry Well
  - Energy Dissipator
  - Inlet Culvert
  - Intercept Separator
  - Manhole
  - Outfall
  - Pump Station
  - Thru Curb Drain
  - Treatment Device
  - Unknown
  - Mains
- Private Structures**
- Area Drain
  - BubbleUp
  - Catch Basin
  - Clean Out
  - Drop Inlet
  - Dry Well
  - Energy Dissipator
  - Inlet Culvert
  - Intercept Separator
  - Manhole
  - Outfall
  - Pump Station
  - Thru Curb Drain
  - Treatment Device
  - Unknown

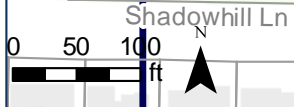


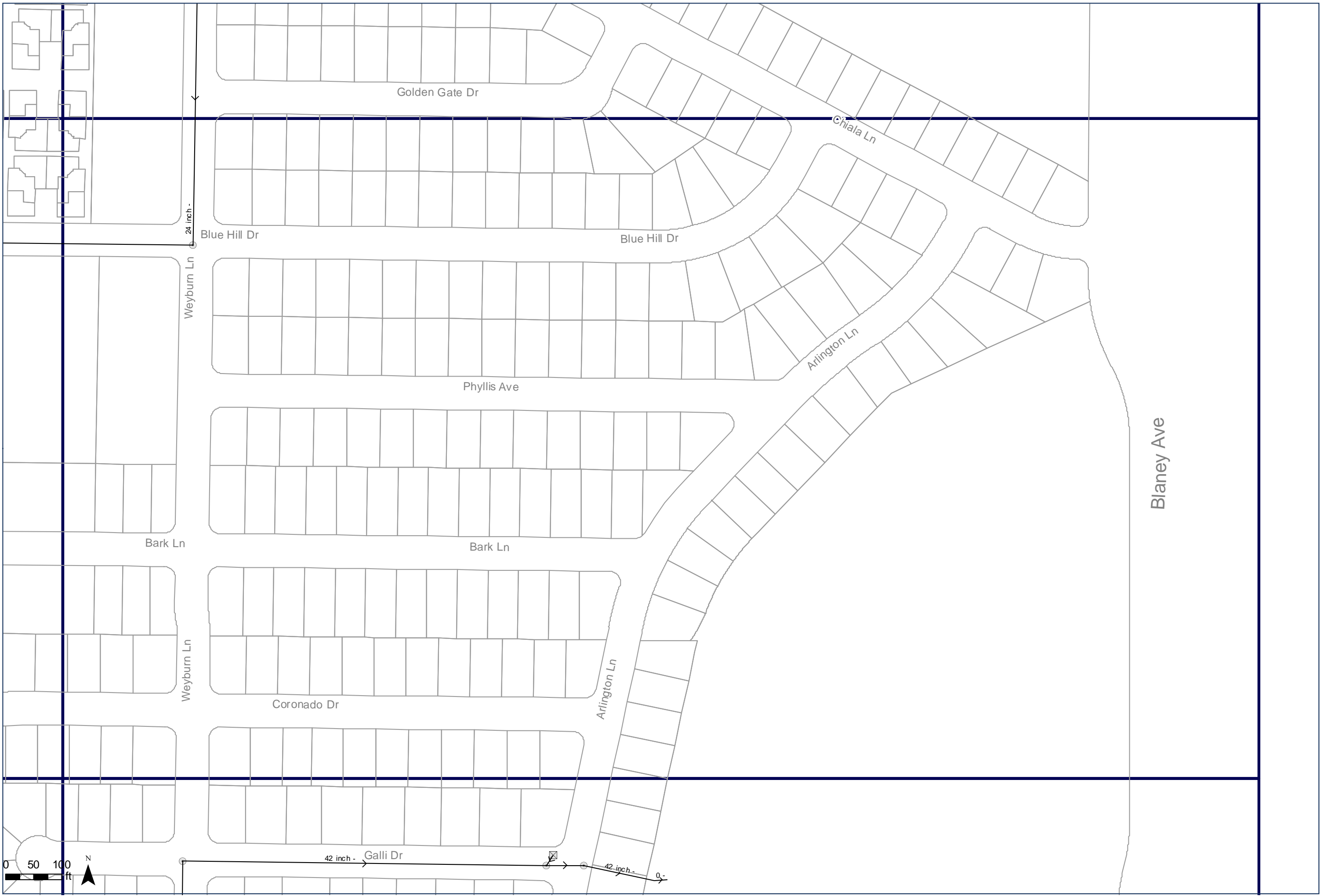


- Cupertino Structures**
- In Fall
  - ▣ Area Drain
  - BubbleUp
  - ⊠ Catch Basin
  - Clean Out
  - ⬇ Drop Inlet
  - ⊕ Dry Well
  - ⊗ Energy Dissipator
  - ⊡ Inlet Culvert
  - ⊕ Interceptor Separator
  - Manhole
  - Outfall
  - ⬛ Pump Station
  - ⊕ Thru Curb Drain
  - ⊠ Treatment Device
  - ⊗ Unknown
  - Mains
- Private Structures**
- ▣ Area Drain
  - BubbleUp
  - ⊠ Catch Basin
  - Clean Out
  - ⬇ Drop Inlet
  - ⊕ Dry Well
  - ⊗ Energy Dissipator
  - ⊡ Inlet Culvert
  - ⊕ Interceptor Separator
  - Manhole
  - Outfall
  - ⬛ Pump Station
  - ⊕ Thru Curb Drain
  - ⊠ Treatment Device
  - ⊗ Unknown

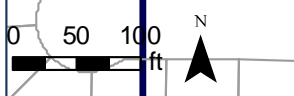


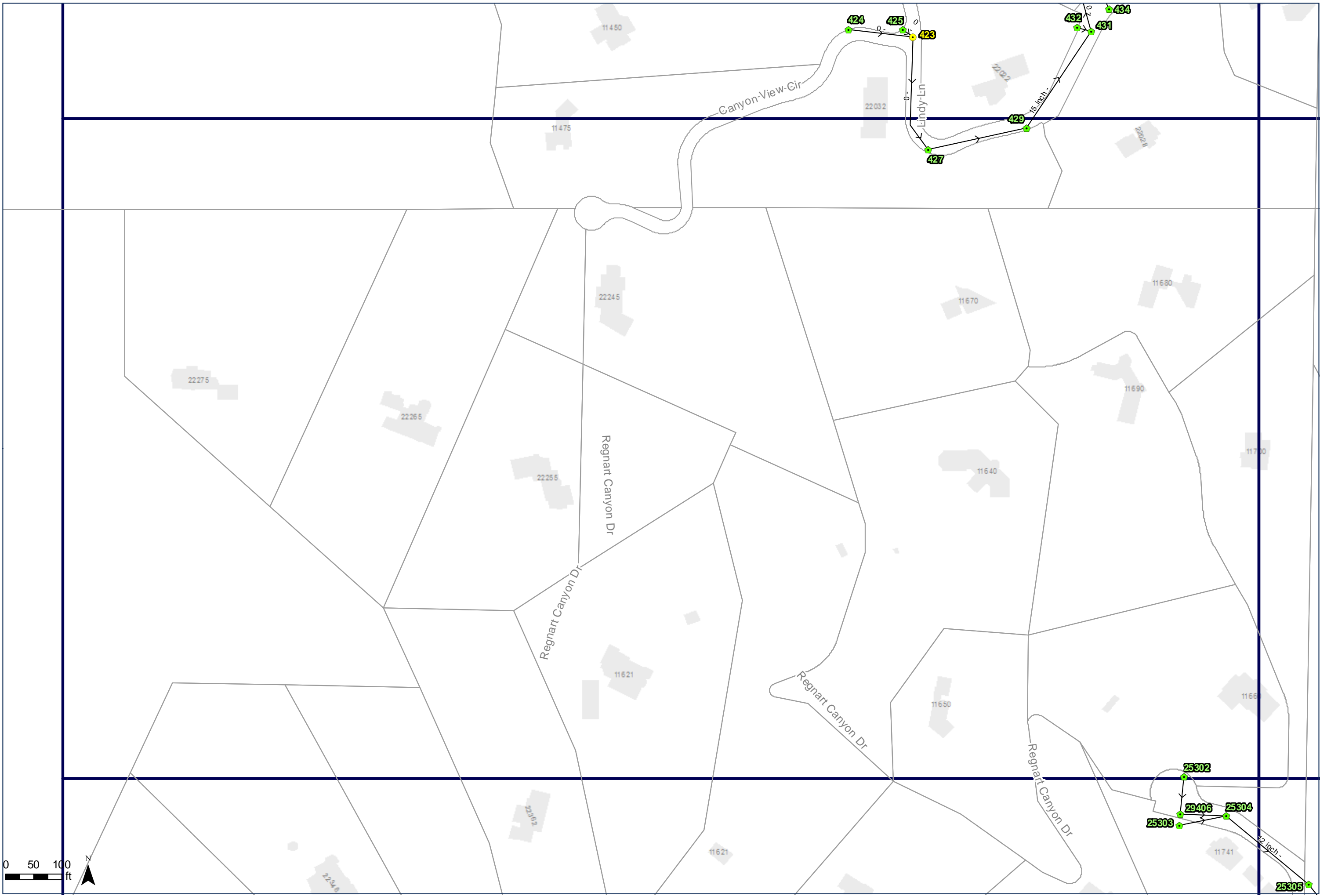
- Cupertino Structures**
- In Fall
  - Area Drain
  - BubbleUp
  - Catch Basin
  - Clean Out
  - Drop Inlet
  - Dry Well
  - Energy Dissipator
  - Inlet Culvert
  - Intercept Separator
  - Manhole
  - Outfall
  - Pump Station
  - Thru Curb Drain
  - Treatment Device
  - Unknown
  - Mains
- Private Structures**
- Area Drain
  - BubbleUp
  - Catch Basin
  - Clean Out
  - Drop Inlet
  - Dry Well
  - Energy Dissipator
  - Inlet Culvert
  - Intercept Separator
  - Manhole
  - Outfall
  - Pump Station
  - Thru Curb Drain
  - Treatment Device
  - Unknown



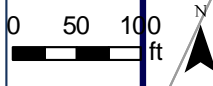


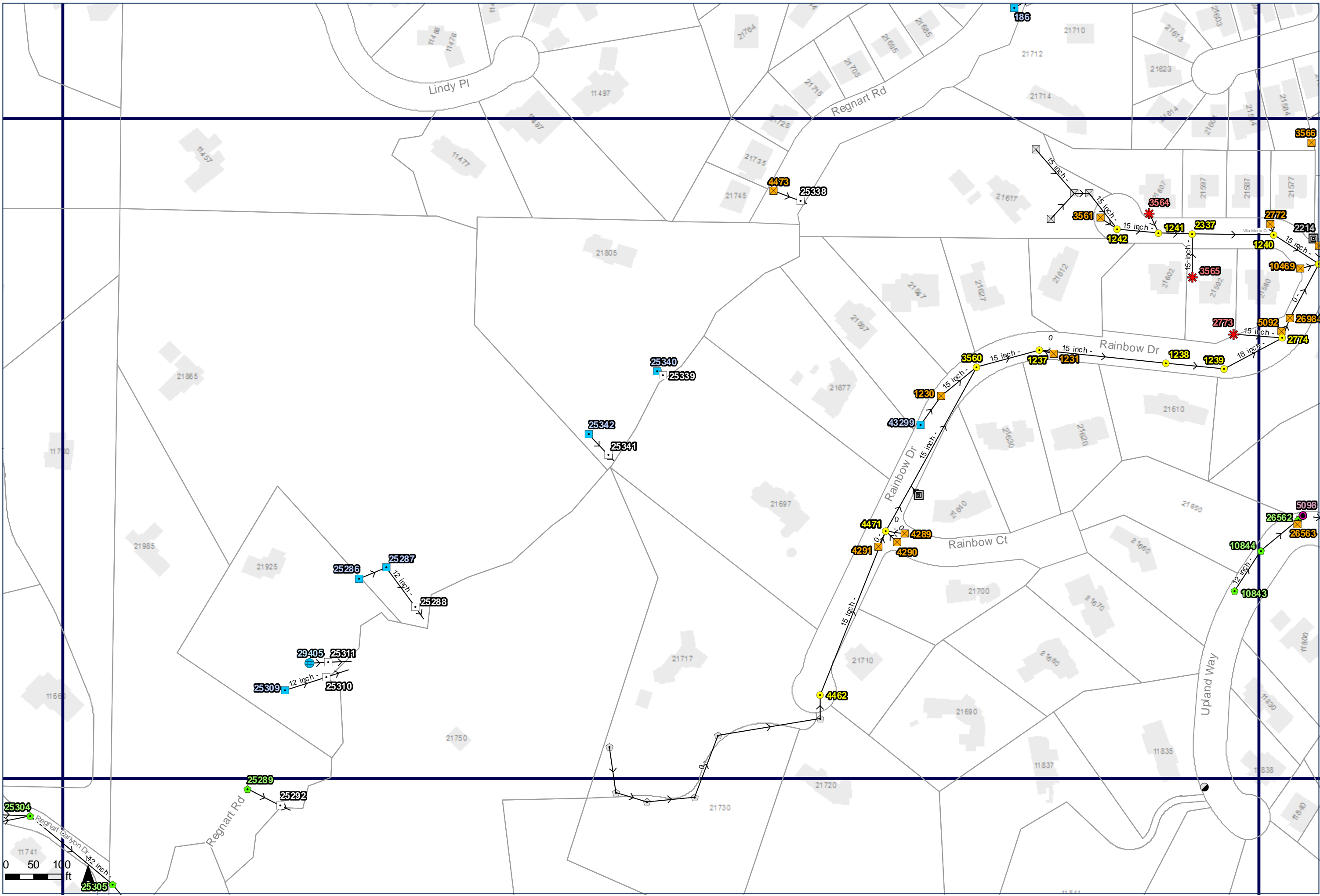
- Cupertino Structures**
- In Fall
  - Area Drain
  - BubbleUp
  - Catch Basin
  - Clean Out
  - Drop Inlet
  - Dry Well
  - Energy Dissipator
  - Inlet Culvert
  - Intercept Separator
  - Manhole
  - Outfall
  - Pump Station
  - Thru Curb Drain
  - Treatment Device
  - Unknown
  - Mains
- Private Structures**
- Area Drain
  - BubbleUp
  - Catch Basin
  - Clean Out
  - Drop Inlet
  - Dry Well
  - Energy Dissipator
  - Inlet Culvert
  - Intercept Separator
  - Manhole
  - Outfall
  - Pump Station
  - Thru Curb Drain
  - Treatment Device
  - Unknown



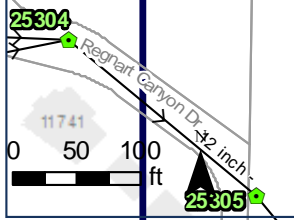


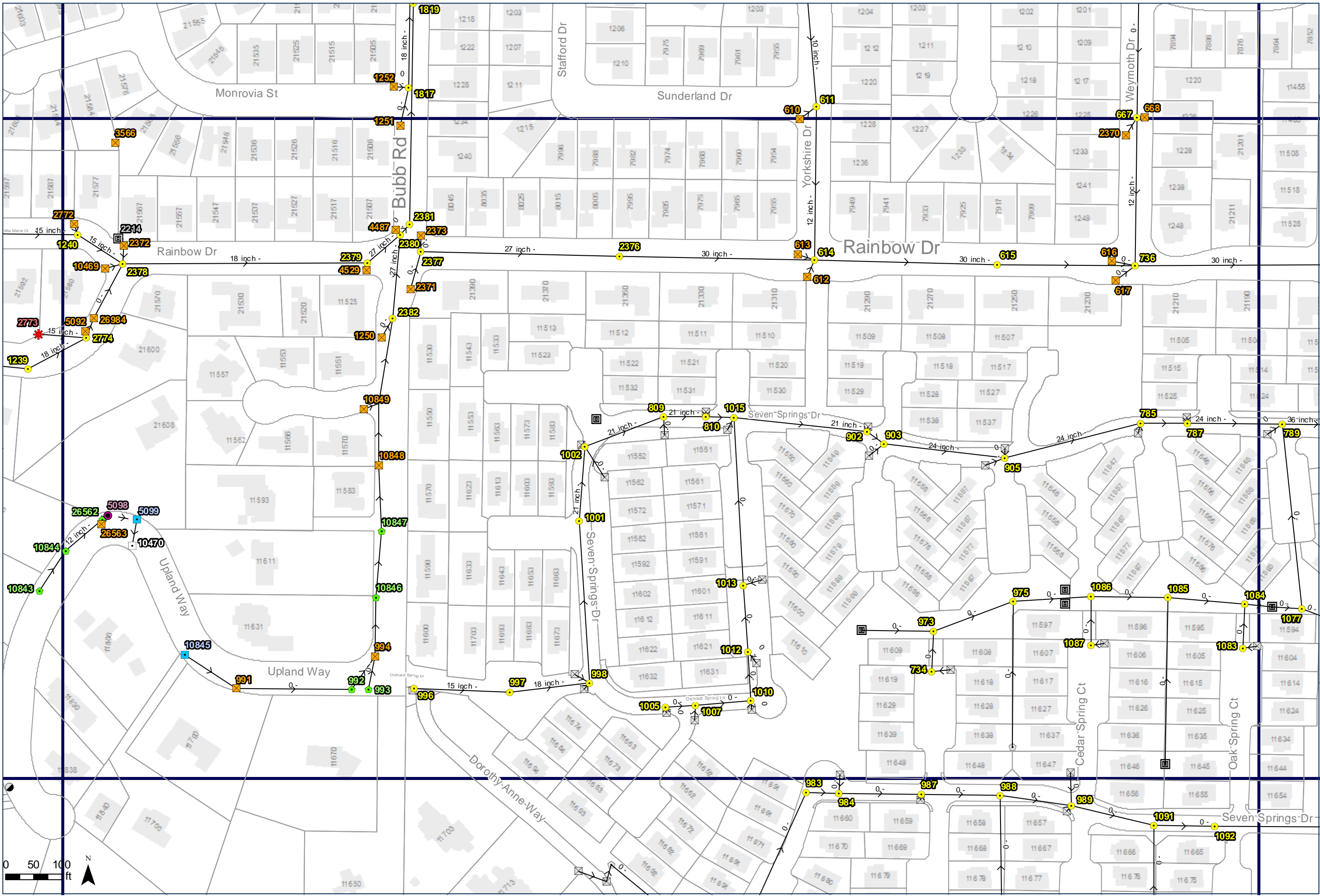
- Cupertino Structures**
- In Fall
  - Area Drain
  - BubbleUp
  - Catch Basin
  - Clean Out
  - Drop Inlet
  - Dry Well
  - Energy Dissipator
  - Inlet Culvert
  - Intercept Separator
  - Manhole
  - Outfall
  - Pump Station
  - Thru Curb Drain
  - Treatment Device
  - Unknown
  - Mains
- Private Structures**
- Area Drain
  - BubbleUp
  - Catch Basin
  - Clean Out
  - Drop Inlet
  - Dry Well
  - Energy Dissipator
  - Inlet Culvert
  - Intercept Separator
  - Manhole
  - Outfall
  - Pump Station
  - Thru Curb Drain
  - Treatment Device
  - Unknown



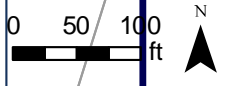


- Cupertino Structures**
- In Fall
  - Area Drain
  - BubbleUp
  - Catch Basin
  - Clean Out
  - Drop Inlet
  - Dry Well
  - Energy Dissipator
  - Inlet Culvert
  - Intercept Separator
  - Manhole
  - Outfall
  - Pump Station
  - Thru Curb Drain
  - Treatment Device
  - Unknown
  - Mains
- Private Structures**
- Area Drain
  - BubbleUp
  - Catch Basin
  - Clean Out
  - Drop Inlet
  - Dry Well
  - Energy Dissipator
  - Inlet Culvert
  - Intercept Separator
  - Manhole
  - Outfall
  - Pump Station
  - Thru Curb Drain
  - Treatment Device
  - Unknown

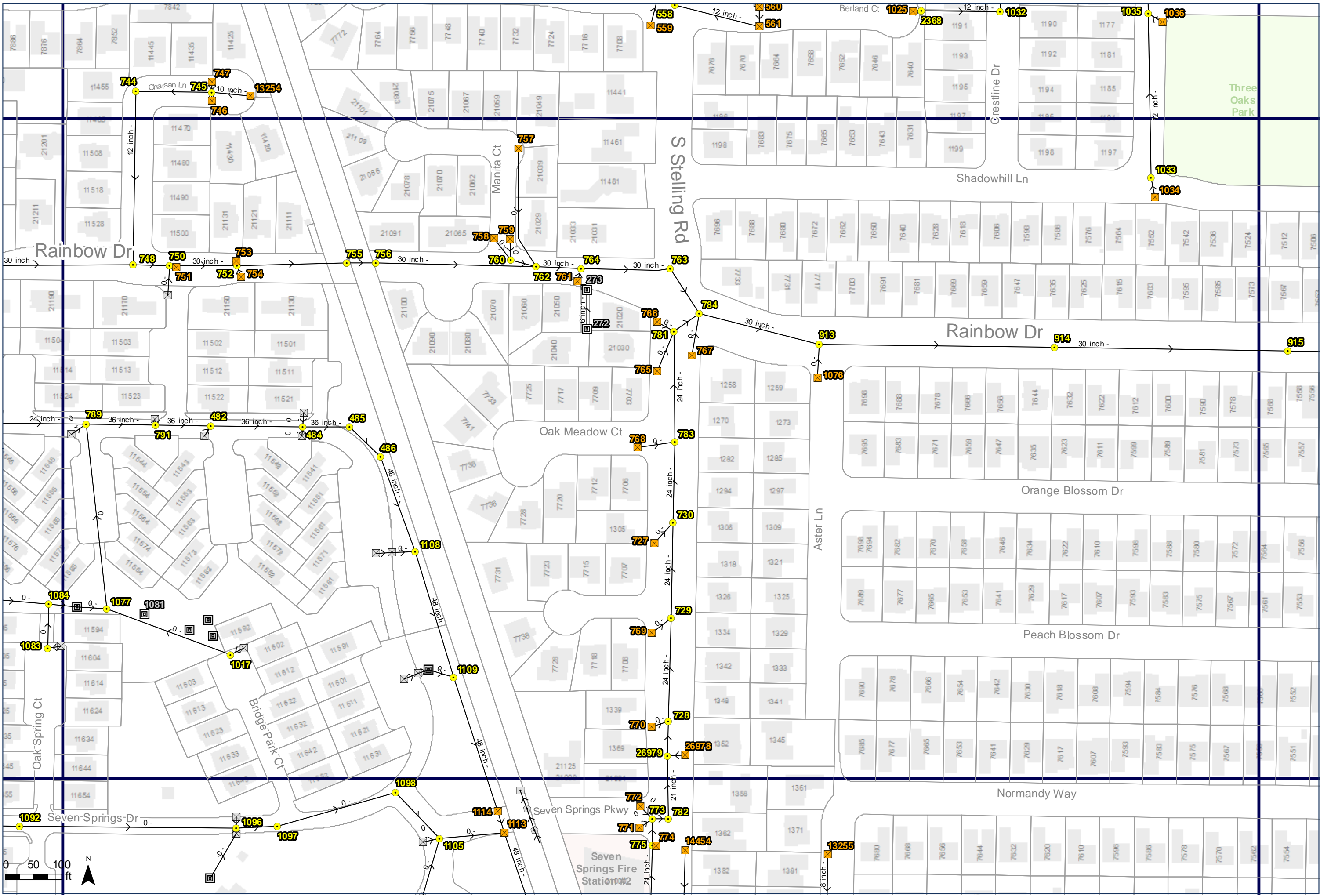




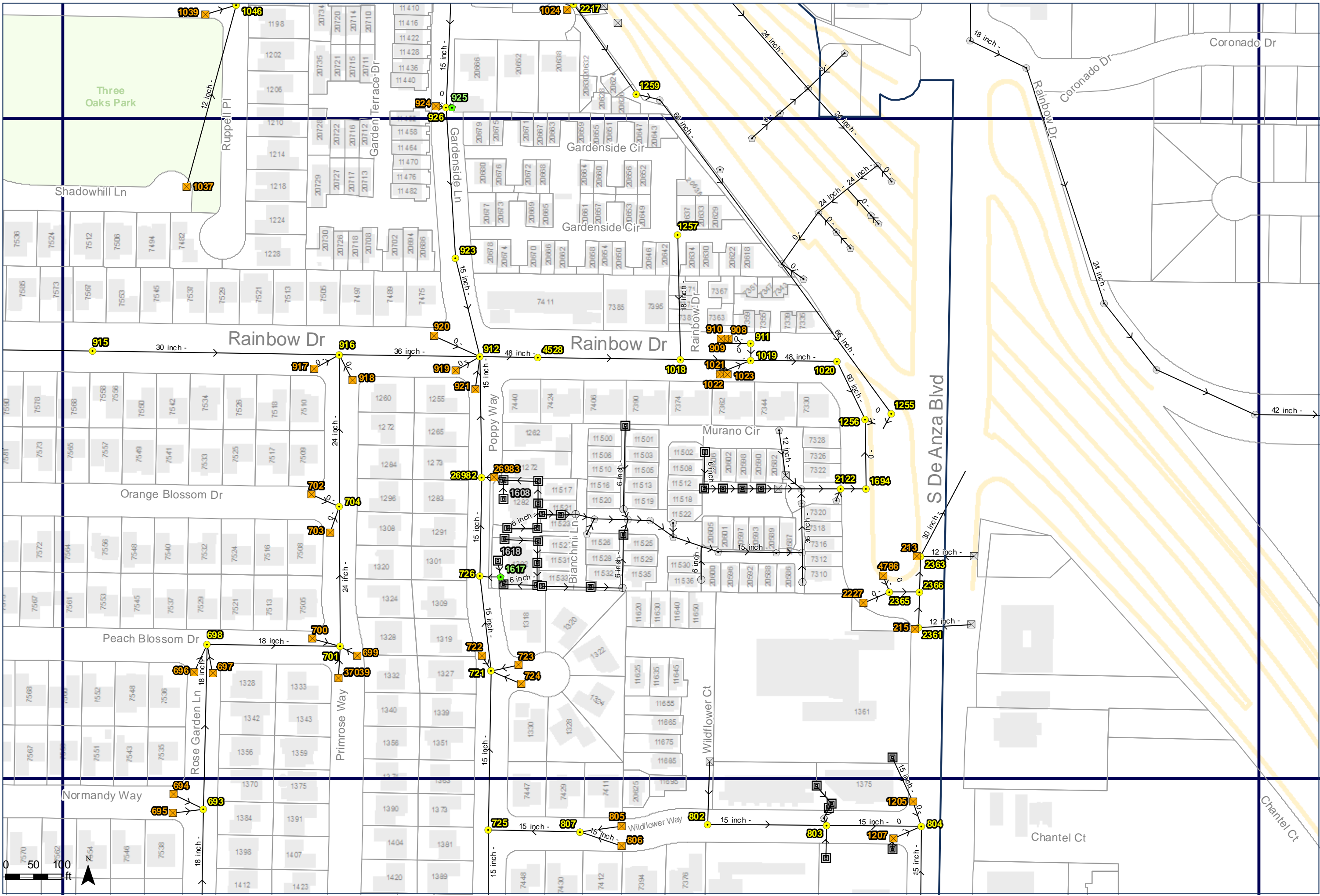
- Cupertino Structures**
- In Fall
  - Area Drain
  - BubbleUp
  - Catch Basin
  - Clean Out
  - Drop Inlet
  - Dry Well
  - Energy Dissipator
  - Inlet Culvert
  - Intercept Separator
  - Manhole
  - Outfall
  - Pump Station
  - Thru Curb Drain
  - Treatment Device
  - Unknown
  - Mains
- Private Structures**
- Area Drain
  - BubbleUp
  - Catch Basin
  - Clean Out
  - Drop Inlet
  - Dry Well
  - Energy Dissipator
  - Inlet Culvert
  - Intercept Separator
  - Manhole
  - Outfall
  - Pump Station
  - Thru Curb Drain
  - Treatment Device
  - Unknown



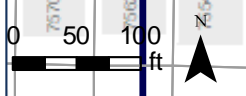


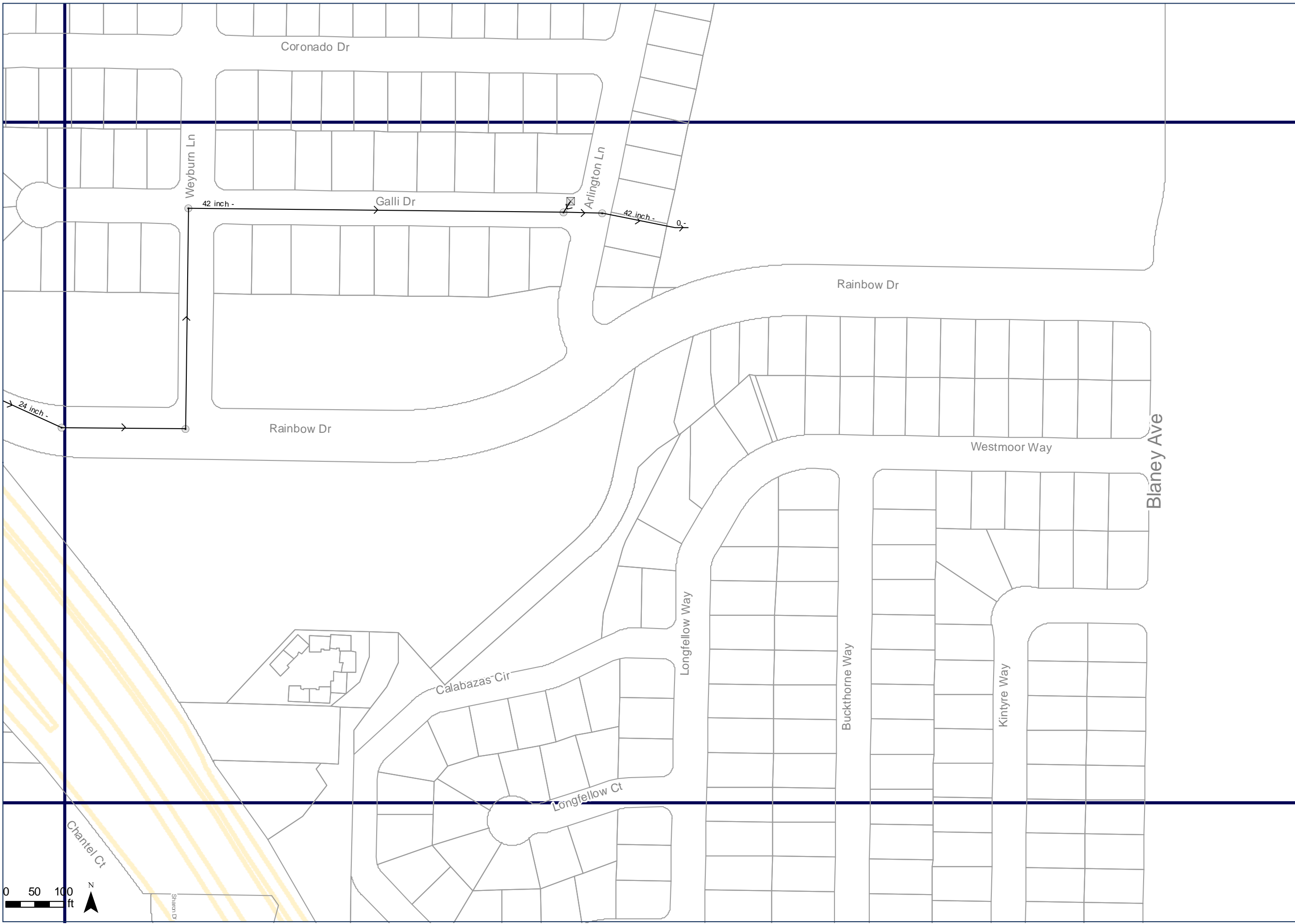


- Cupertino Structures**
- In Fall
  - Area Drain
  - BubbleUp
  - Catch Basin
  - Clean Out
  - Drop Inlet
  - Dry Well
  - Energy Dissipator
  - Inlet Culvert
  - Intercept Separator
  - Manhole
  - Outfall
  - Pump Station
  - Thru Curb Drain
  - Treatment Device
  - Unknown
  - Mains
- Private Structures**
- Area Drain
  - BubbleUp
  - Catch Basin
  - Clean Out
  - Drop Inlet
  - Dry Well
  - Energy Dissipator
  - Inlet Culvert
  - Intercept Separator
  - Manhole
  - Outfall
  - Pump Station
  - Thru Curb Drain
  - Treatment Device
  - Unknown

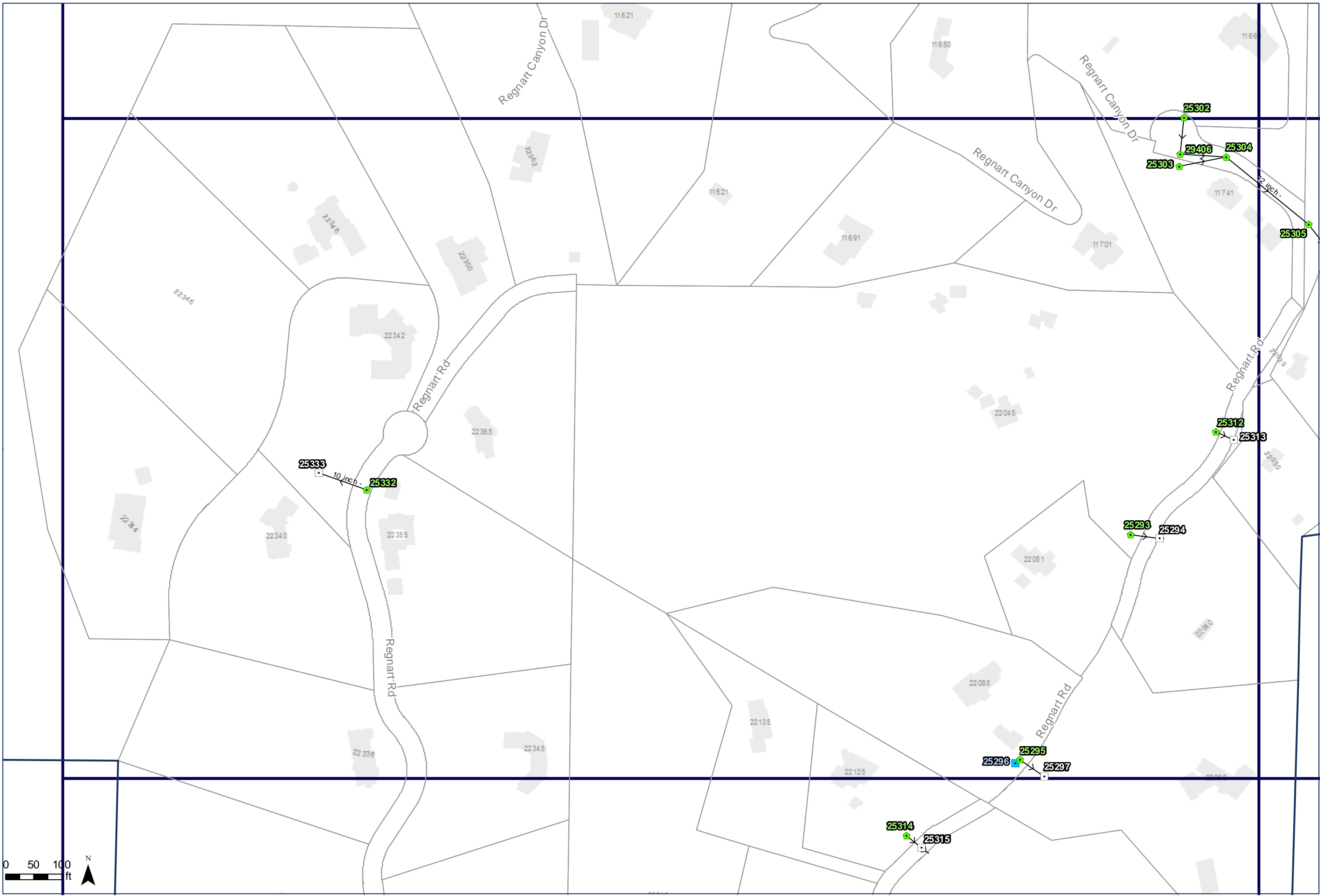


- Cupertino Structures**
- In Fall
  - Area Drain
  - BubbleUp
  - Catch Basin
  - Clean Out
  - Drop Inlet
  - Dry Well
  - Energy Dissipator
  - Inlet Culvert
  - Intercept Separator
  - Manhole
  - Outfall
  - Pump Station
  - Thru Curb Drain
  - Treatment Device
  - Unknown
  - Mains
- Private Structures**
- Area Drain
  - BubbleUp
  - Catch Basin
  - Clean Out
  - Drop Inlet
  - Dry Well
  - Energy Dissipator
  - Inlet Culvert
  - Intercept Separator
  - Manhole
  - Outfall
  - Pump Station
  - Thru Curb Drain
  - Treatment Device
  - Unknown

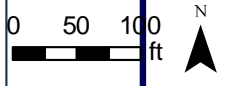


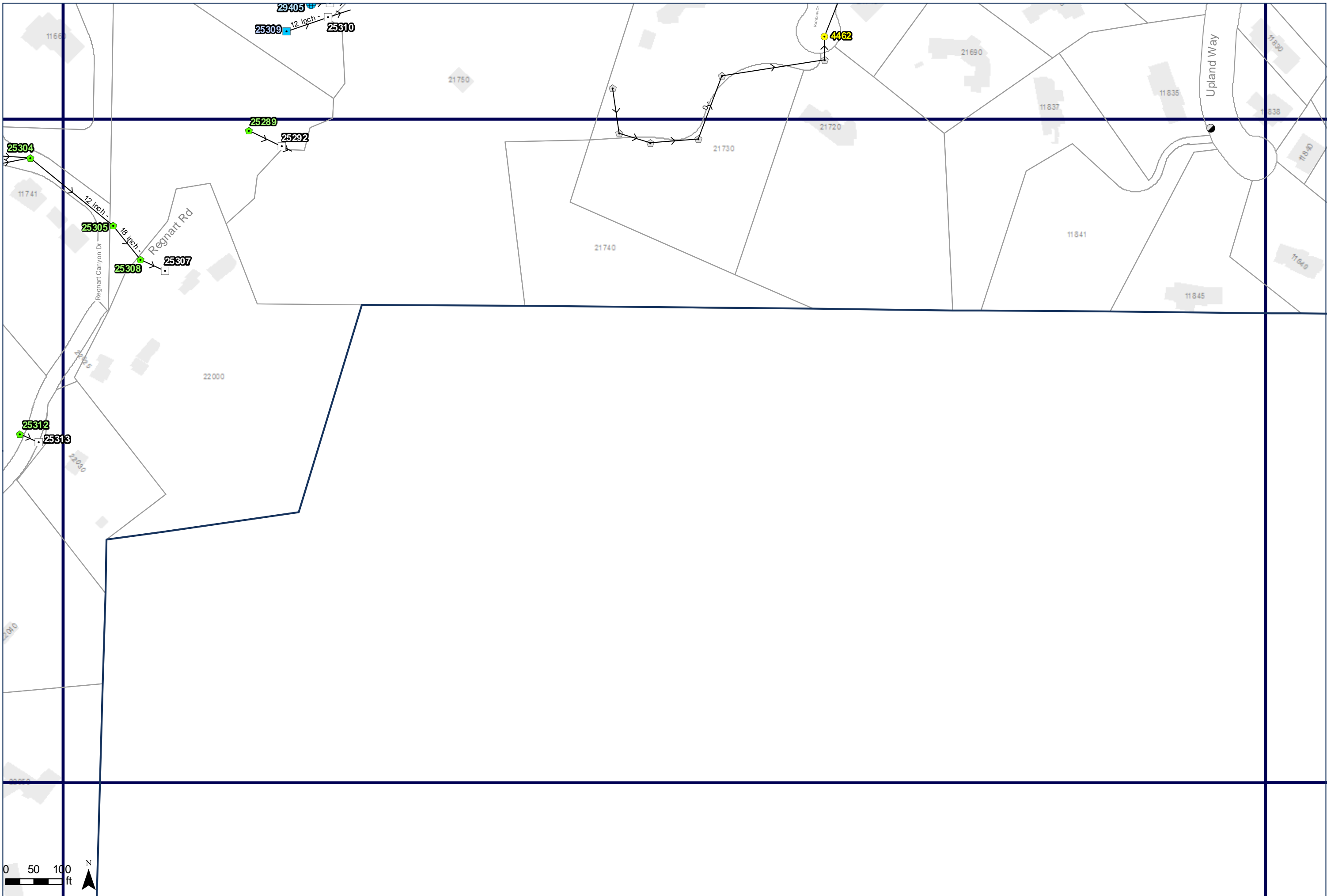


- Cupertino Structures**
- In Fall
  - Area Drain
  - BubbleUp
  - Catch Basin
  - Clean Out
  - Drop Inlet
  - Dry Well
  - Energy Dissipator
  - Inlet Culvert
  - Intercept Separator
  - Manhole
  - Outfall
  - Pump Station
  - Thru Curb Drain
  - Treatment Device
  - Unknown
  - Mains
- Private Structures**
- Area Drain
  - BubbleUp
  - Catch Basin
  - Clean Out
  - Drop Inlet
  - Dry Well
  - Energy Dissipator
  - Inlet Culvert
  - Intercept Separator
  - Manhole
  - Outfall
  - Pump Station
  - Thru Curb Drain
  - Treatment Device
  - Unknown

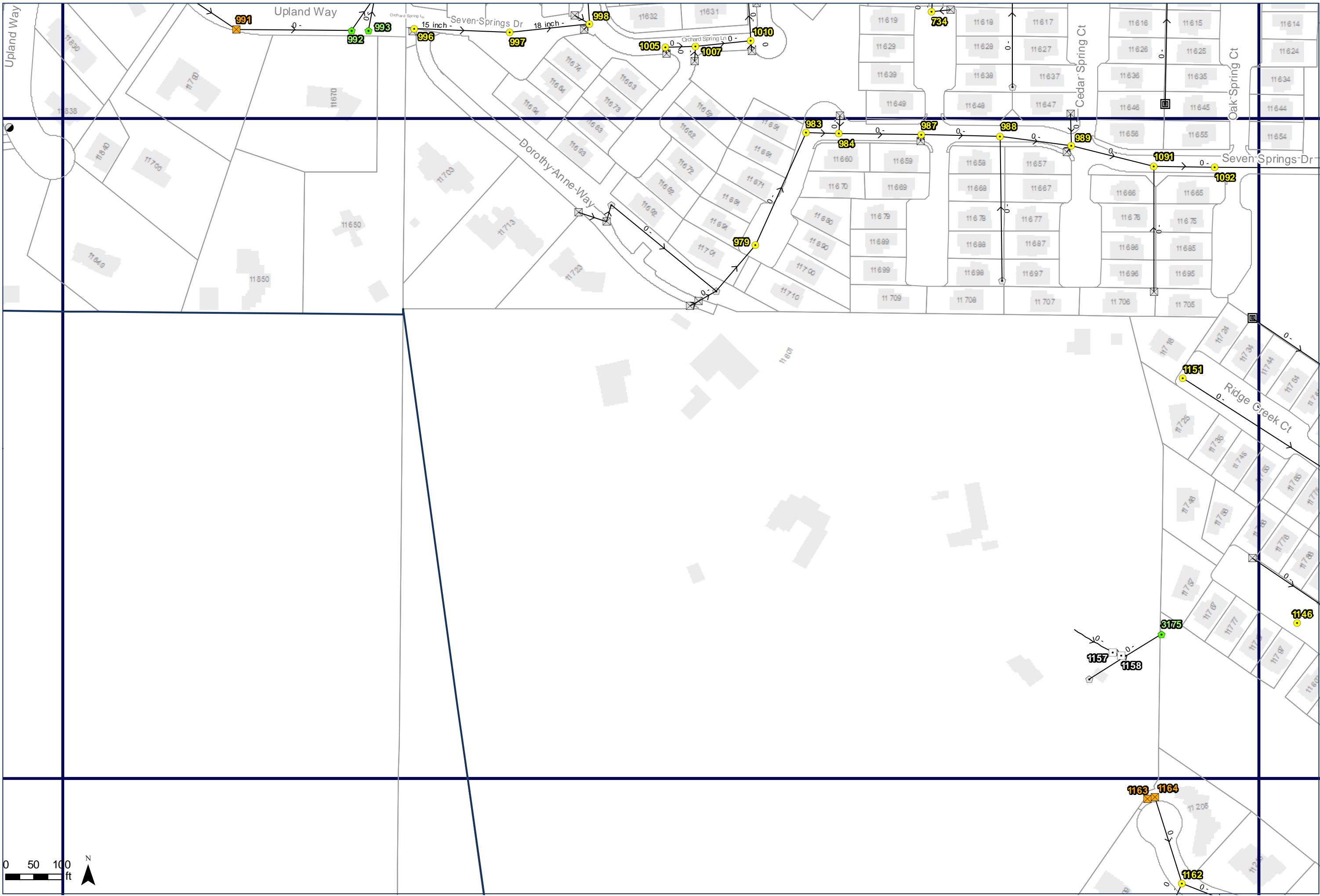


- Cupertino Structures**
- In Fall
  - Area Drain
  - BubbleUp
  - Catch Basin
  - Clean Out
  - Drop Inlet
  - Dry Well
  - Energy Dissipator
  - Inlet Culvert
  - Intercept Separator
  - Manhole
  - Outfall
  - Pump Station
  - Thru Curb Drain
  - Treatment Device
  - Unknown
  - Mains
- Private Structures**
- Area Drain
  - BubbleUp
  - Catch Basin
  - Clean Out
  - Drop Inlet
  - Dry Well
  - Energy Dissipator
  - Inlet Culvert
  - Intercept Separator
  - Manhole
  - Outfall
  - Pump Station
  - Thru Curb Drain
  - Treatment Device
  - Unknown

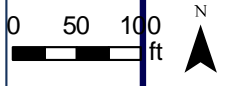


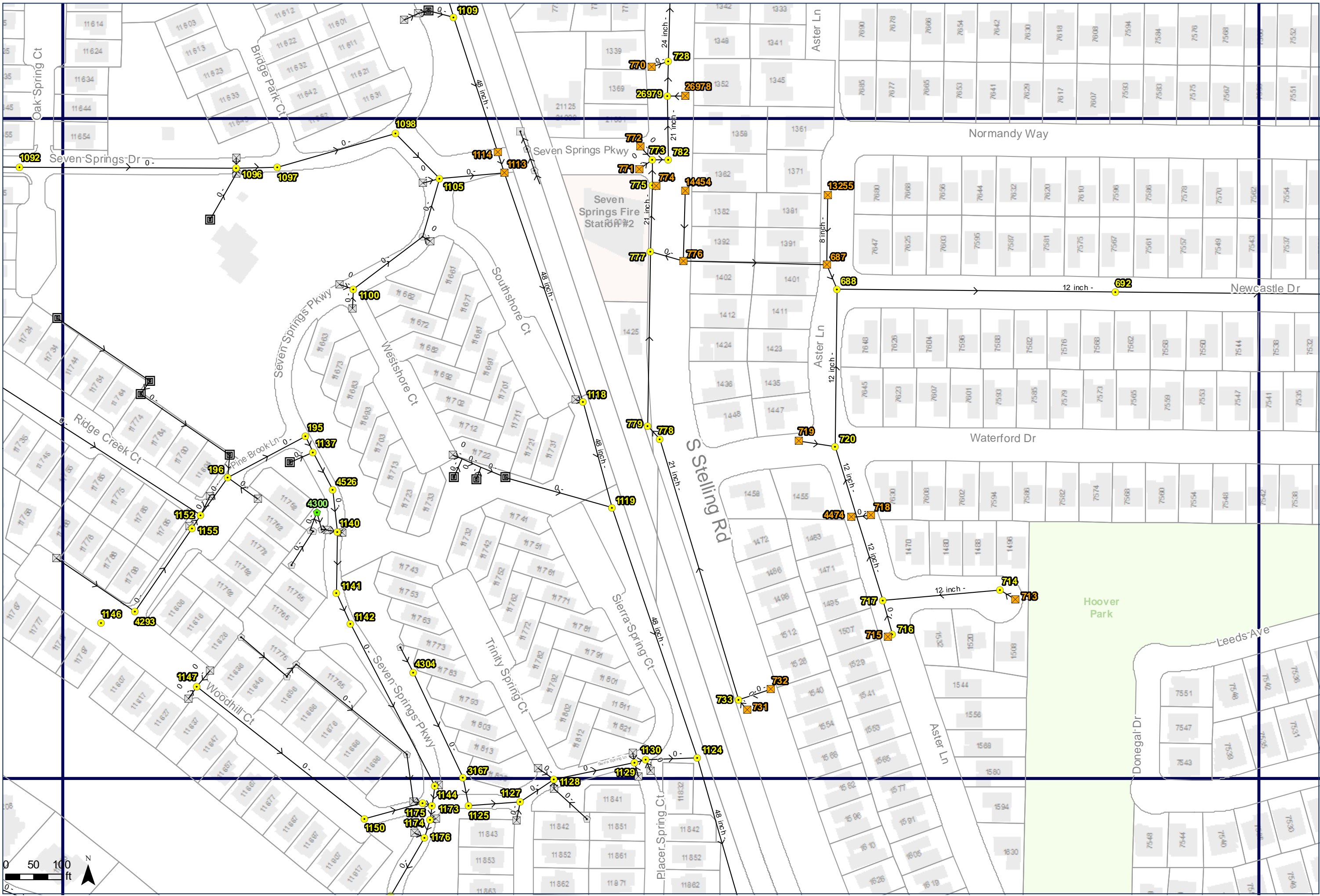


- Cupertino Structures**
- In Fall
  - Area Drain
  - BubbleUp
  - Catch Basin
  - Clean Out
  - Drop Inlet
  - Dry Well
  - Energy Dissipator
  - Inlet Culvert
  - Intercept Separator
  - Manhole
  - Outfall
  - Pump Station
  - Thru Curb Drain
  - Treatment Device
  - Unknown
  - Mains
- Private Structures**
- Area Drain
  - BubbleUp
  - Catch Basin
  - Clean Out
  - Drop Inlet
  - Dry Well
  - Energy Dissipator
  - Inlet Culvert
  - Intercept Separator
  - Manhole
  - Outfall
  - Pump Station
  - Thru Curb Drain
  - Treatment Device
  - Unknown

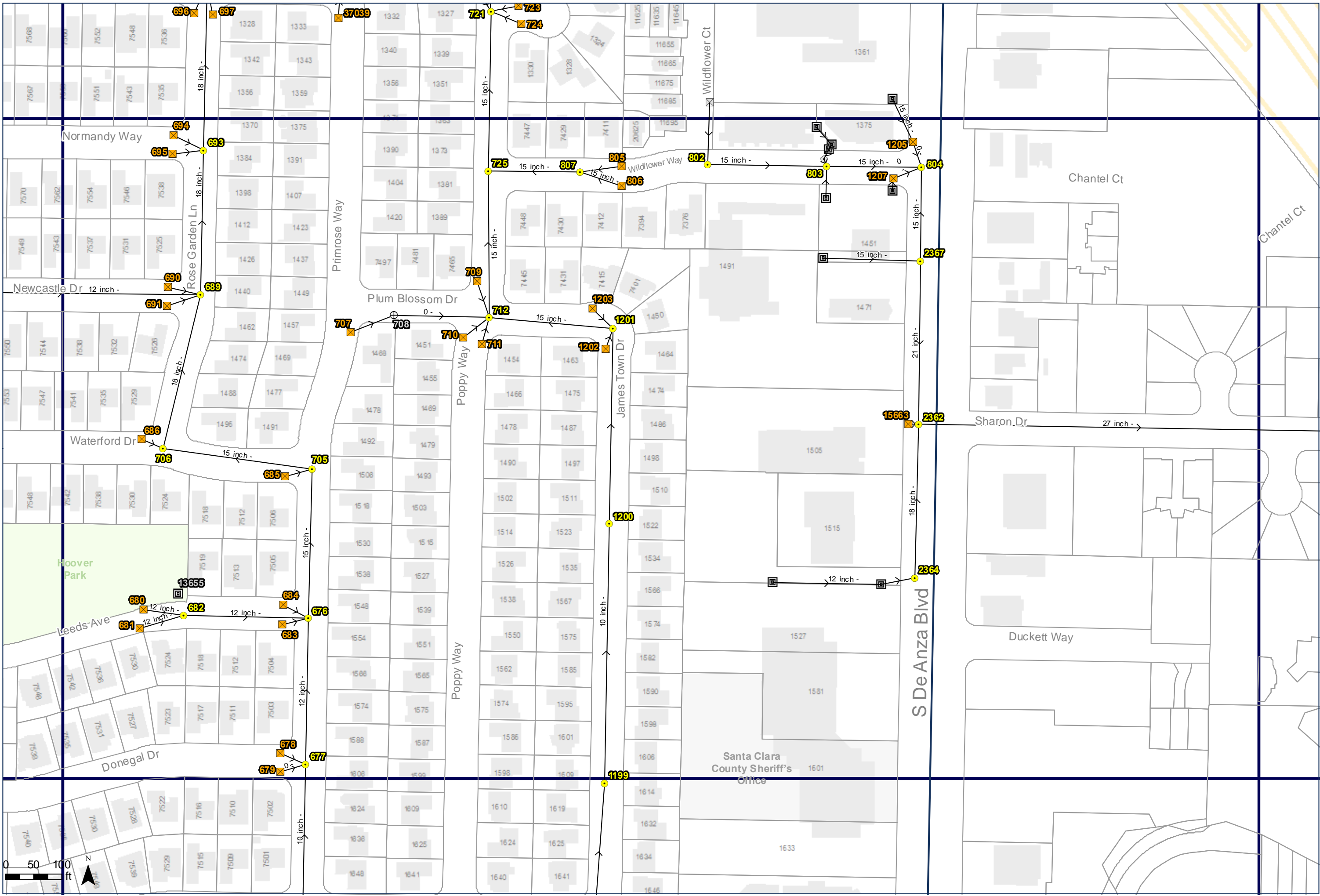


- Cupertino Structures**
- In Fall
  - Area Drain
  - BubbleUp
  - Catch Basin
  - Clean Out
  - Drop Inlet
  - Dry Well
  - Energy Dissipator
  - Inlet Culvert
  - Intercept Separator
  - Manhole
  - Outfall
  - Pump Station
  - Thru Curb Drain
  - Treatment Device
  - Unknown
  - Mains
- Private Structures**
- Area Drain
  - BubbleUp
  - Catch Basin
  - Clean Out
  - Drop Inlet
  - Dry Well
  - Energy Dissipator
  - Inlet Culvert
  - Intercept Separator
  - Manhole
  - Outfall
  - Pump Station
  - Thru Curb Drain
  - Treatment Device
  - Unknown





- Cupertino Structures**
- In Fall
  - Area Drain
  - BubbleUp
  - Catch Basin
  - Clean Out
  - Drop Inlet
  - Dry Well
  - Energy Dissipator
  - Inlet Culvert
  - Intercept Separator
  - Manhole
  - Outfall
  - Pump Station
  - Thru Curb Drain
  - Treatment Device
  - Unknown
  - Mains
- Private Structures**
- Area Drain
  - BubbleUp
  - Catch Basin
  - Clean Out
  - Drop Inlet
  - Dry Well
  - Energy Dissipator
  - Intercept Separator
  - Manhole
  - Outfall
  - Pump Station
  - Thru Curb Drain
  - Treatment Device
  - Unknown

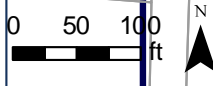


- Cupertino Structures**
- In Fall
  - Area Drain
  - BubbleUp
  - Catch Basin
  - Clean Out
  - Drop Inlet
  - Dry Well
  - Energy Dissipator
  - Inlet Culvert
  - Intercept Separator
  - Manhole
  - Outfall
  - Pump Station
  - Thru Curb Drain
  - Treatment Device
  - Unknown
  - Mains
- Private Structures**
- Area Drain
  - BubbleUp
  - Catch Basin
  - Clean Out
  - Drop Inlet
  - Dry Well
  - Energy Dissipator
  - Inlet Culvert
  - Intercept Separator
  - Manhole
  - Outfall
  - Pump Station
  - Thru Curb Drain
  - Treatment Device
  - Unknown






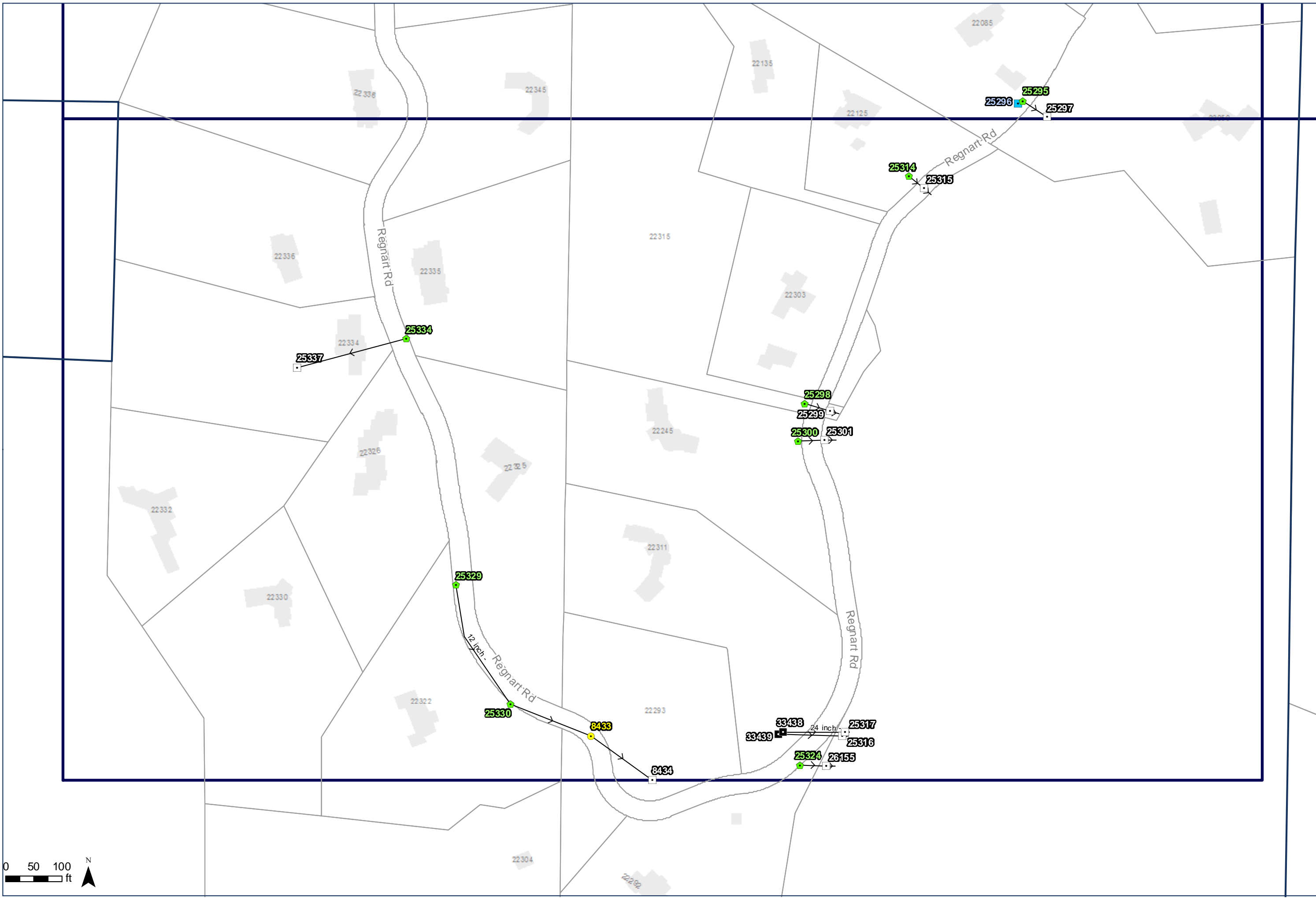
- Cupertino Structures**
- In Fall
  - Area Drain
  - BubbleUp
  - Catch Basin
  - Clean Out
  - Drop Inlet
  - Dry Well
  - Energy Dissipator
  - Inlet Culvert
  - Intercept Separator
  - Manhole
  - Outfall
  - Pump Station
  - Thru Curb Drain
  - Treatment Device
  - Unknown
  - Mains
- Private Structures**
- Area Drain
  - BubbleUp
  - Catch Basin
  - Clean Out
  - Drop Inlet
  - Dry Well
  - Energy Dissipator
  - Inlet Culvert
  - Intercept Separator
  - Manhole
  - Outfall
  - Pump Station
  - Thru Curb Drain
  - Treatment Device
  - Unknown



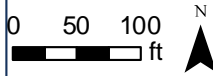
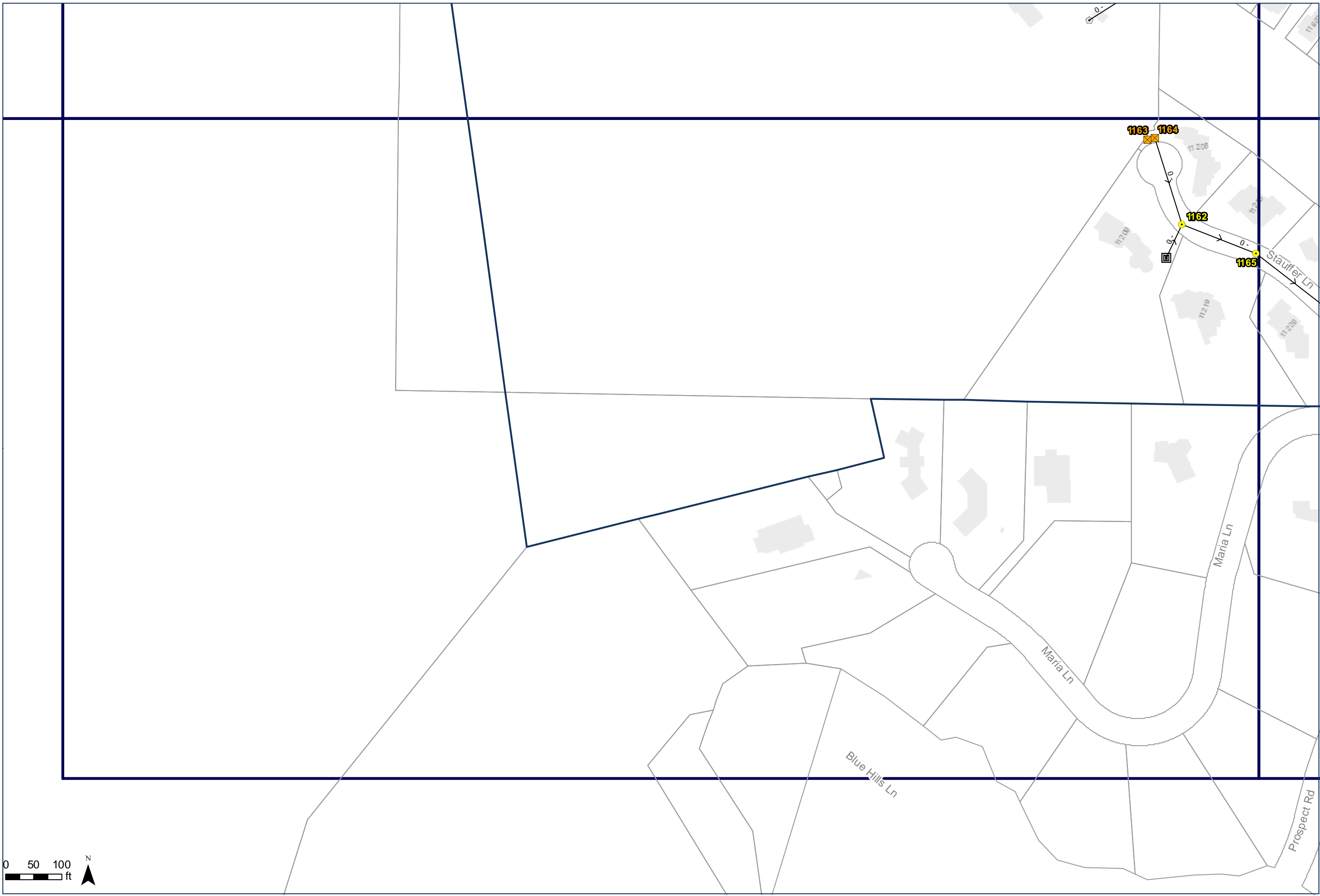
- In Fall
- Area Drain
- BubbleUp
- Catch Basin
- Clean Out
- Drop Inlet
- Dry Well
- Energy Dissipator
- Inlet Culvert
- Intercept Separator
- Manhole
- Outfall
- Pump Station
- Thru Curb Drain
- Treatment Device
- Unknown
- Mains

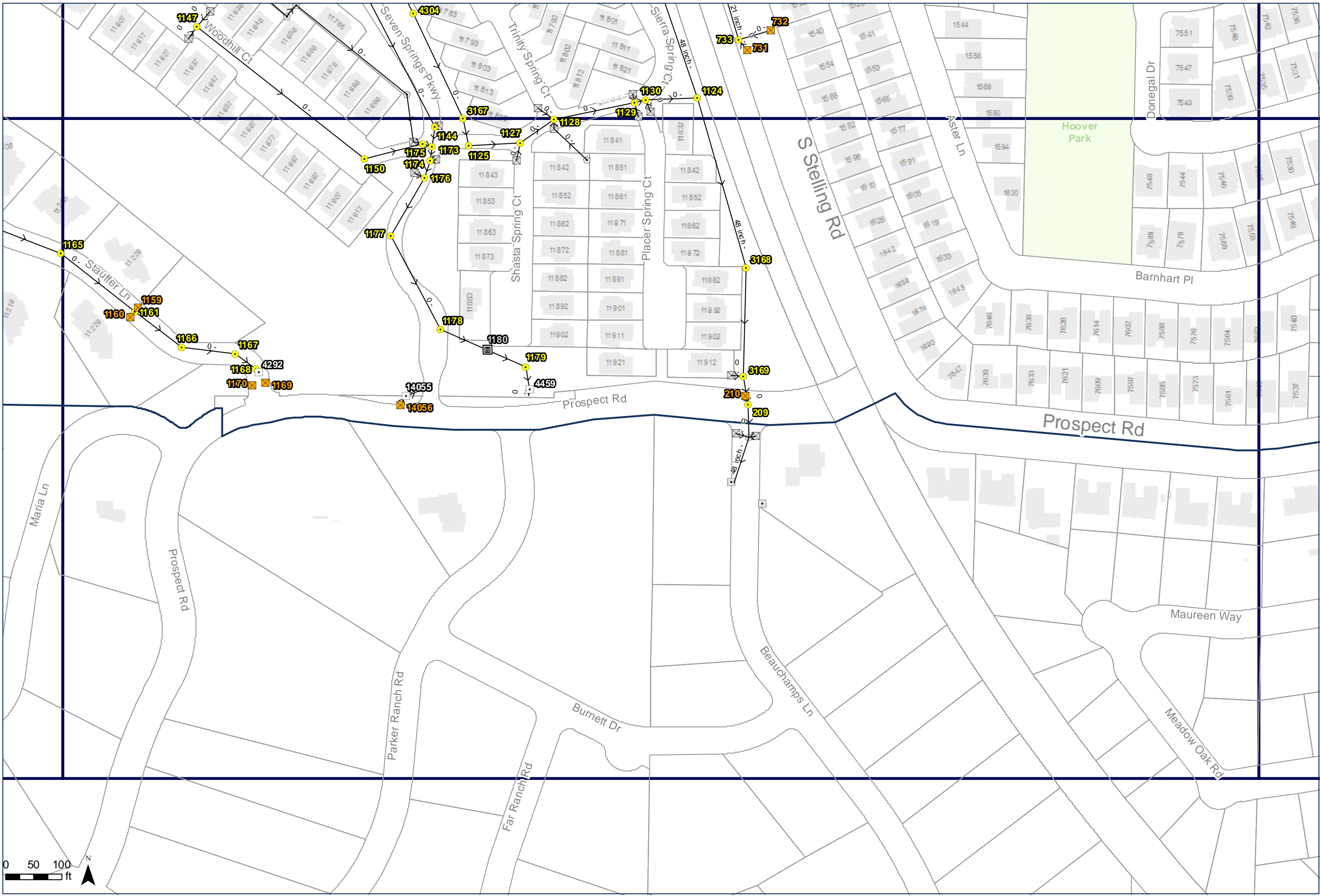
Private Structures

- Area Drain
- BubbleUp
- Catch Basin
- Clean Out
- Drop Inlet
- Dry Well
- Energy Dissipator
- Inlet Culvert
- Intercept Separator
- Manhole
- Outfall
- Pump Station
- Thru Curb Drain
- Treatment Device
- Unknown

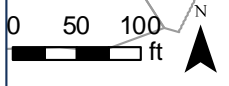


- Cupertino Structures**
- In Fall
  - Area Drain
  - BubbleUp
  - Catch Basin
  - Clean Out
  - Clean Out
  - Drop Inlet
  - Dry Well
  - Energy Dissipator
  - Inlet Culvert
  - Intercept Separator
  - Manhole
  - Outfall
  - Pump Station
  - Thru Curb Drain
  - Treatment Device
  - Unknown
  - Mains
- Private Structures**
- Area Drain
  - BubbleUp
  - Catch Basin
  - Clean Out
  - Drop Inlet
  - Dry Well
  - Energy Dissipator
  - Inlet Culvert
  - Intercept Separator
  - Manhole
  - Outfall
  - Pump Station
  - Thru Curb Drain
  - Treatment Device
  - Unknown





- Cupertino Structures**
- In Fall
  - Area Drain
  - BubbleUp
  - Catch Basin
  - Clean Out
  - Drop Inlet
  - Dry Well
  - Energy Dissipator
  - Inlet Culvert
  - Intercept Separator
  - Manhole
  - Outfall
  - Pump Station
  - Thru Curb Drain
  - Treatment Device
  - Unknown
  - Mains
- Private Structures**
- Area Drain
  - BubbleUp
  - Catch Basin
  - Clean Out
  - Drop Inlet
  - Dry Well
  - Energy Dissipator
  - Inlet Culvert
  - Intercept Separator
  - Manhole
  - Outfall
  - Pump Station
  - Thru Curb Drain
  - Treatment Device
  - Unknown





- Cupertino Structures**
- In Fall
  - ▣ Area Drain
  - ⊙ BubbleUp
  - ⊠ Catch Basin
  - ⊙ Clean Out
  - ⊙ Drop Inlet
  - ⊙ Dry Well
  - ⊙ Energy Dissipator
  - ⊙ Inlet Culvert
  - ⊕ Intercept Separator
  - ⊙ Manhole
  - ⊙ Outfall
  - ⬢ Pump Station
  - ⊕ Thru Curb Drain
  - ⊠ Treatment Device
  - ⊙ Unknown
  - Mains
- Private Structures**
- ▣ Area Drain
  - ⊙ BubbleUp
  - ⊠ Catch Basin
  - ⊙ Clean Out
  - ⊙ Drop Inlet
  - ⊙ Dry Well
  - ⊙ Energy Dissipator
  - ⊙ Inlet Culvert
  - ⊕ Intercept Separator
  - ⊙ Manhole
  - ⊙ Outfall
  - ⬢ Pump Station
  - ⊕ Thru Curb Drain
  - ⊠ Treatment Device
  - ⊙ Unknown

