

Student Travel Tally Report: One School in One Data Collection Period

School Name: Monta Vista High School

Set ID: 20315

School Group: Cupertino

Month and Year Collected: April 2016

School Enrollment: 2322

Date Report Generated: 09/21/2016

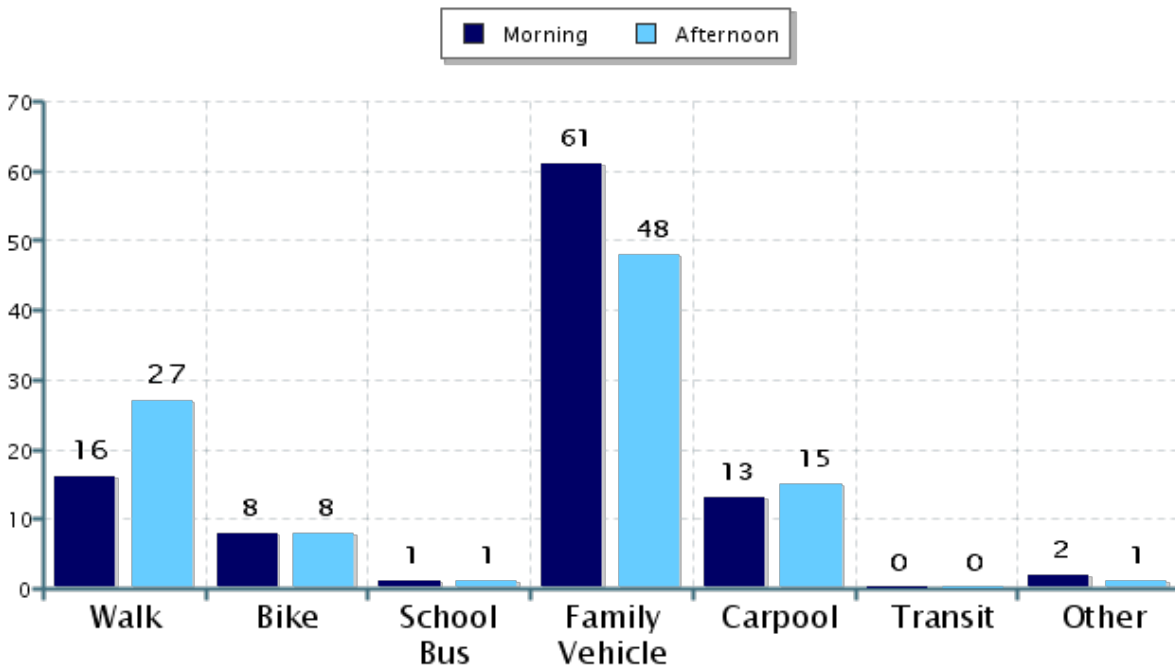
% of Students reached by SRTS activities: Don't Know

Tags: 2015 Fall Parent Survey, 2016 Spring Student Tally

**Number of Classrooms
Included in Report:** 51

This report contains information from your school's classrooms about students' trip to and from school. The data used in this report were collected using the in-class Student Travel Tally questionnaire from the National Center for Safe Routes to School.

Morning and Afternoon Travel Mode Comparison



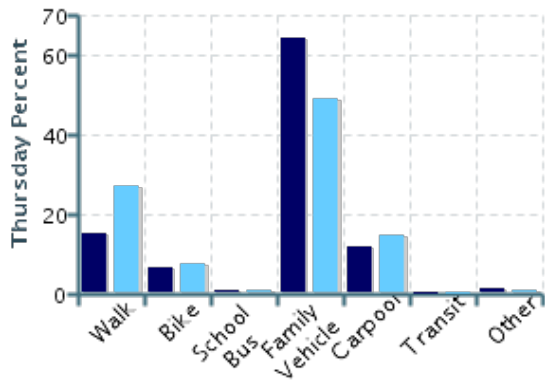
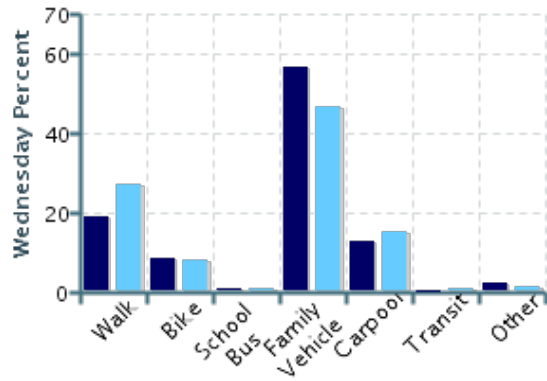
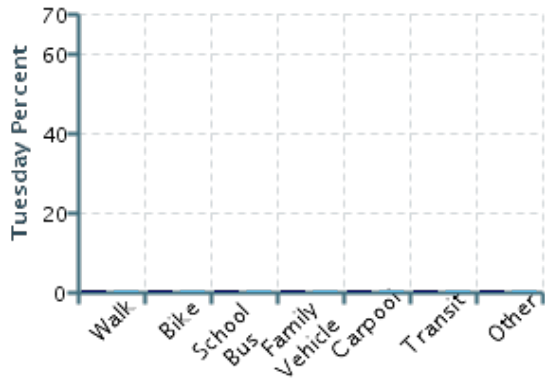
Morning and Afternoon Travel Mode Comparison

	Number of Trips	Walk	Bike	School Bus	Family Vehicle	Carpool	Transit	Other
Morning	4006	16%	8%	0.5%	61%	13%	0%	2%
Afternoon	3450	27%	8%	0.7%	48%	15%	0.1%	1%

Percentages may not total 100% due to rounding.

Morning and Afternoon Travel Mode Comparison by Day

■ Morning ■ Afternoon

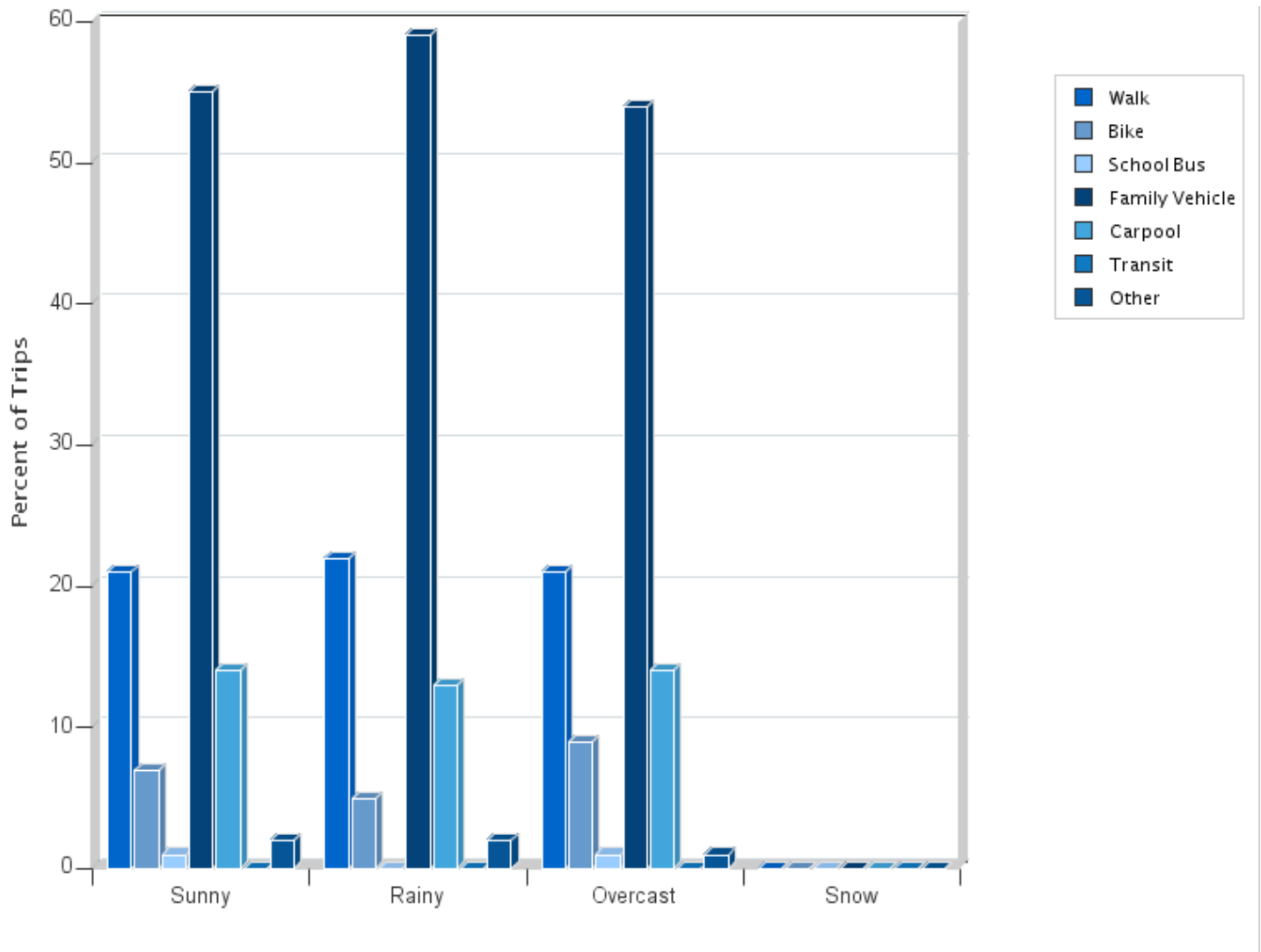


Morning and Afternoon Travel Mode Comparison by Day

	Number of Trips	Walk	Bike	School Bus	Family Vehicle	Carpool	Transit	Other
Tuesday AM		0%	0%	0%	0%	0%	0%	0%
Tuesday PM		0%	0%	0%	0%	0%	0%	0%
Wednesday AM	1362	19%	9%	0.7%	57%	13%	0%	2%
Wednesday PM	1208	27%	8%	0.7%	47%	15%	0.2%	2%
Thursday AM	1333	15%	7%	0.5%	64%	12%	0%	1%
Thursday PM	1151	27%	7%	0.6%	49%	15%	0%	0.8%

Percentages may not total 100% due to rounding.

Travel Mode by Weather Conditions



Travel Mode by Weather Condition

Weather Condition	Number of Trips	Walk	Bike	School Bus	Family Vehicle	Carpool	Transit	Other
Sunny	4832	21%	7%	0.6%	55%	14%	0.0%	2%
Rainy	128	22%	5%	0%	59%	13%	0%	2%
Overcast	1515	21%	9%	1%	54%	14%	0.1%	0.7%
Snow	0	0%	0%	0%	0%	0%	0%	0%

Percentages may not total 100% due to rounding.