

Student Travel Tally Report: One School in One Data Collection Period

School Name: Lawson Middle School

Set ID: 20322

School Group: Cupertino

Month and Year Collected: April 2016

School Enrollment: 1253

Date Report Generated: 09/21/2016

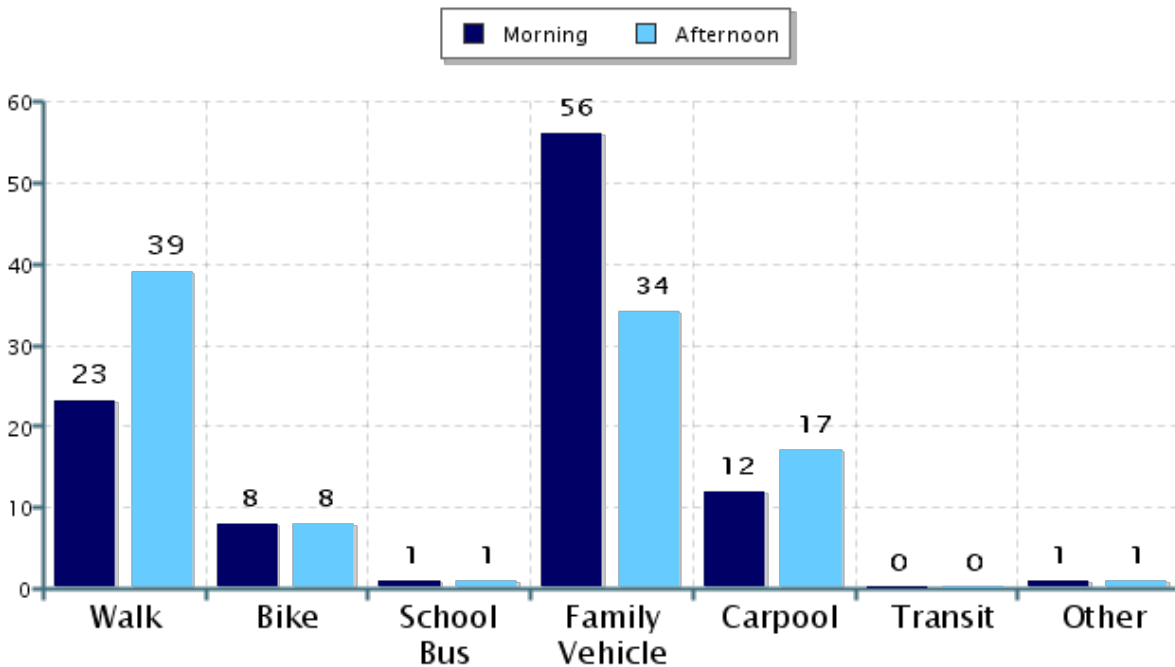
% of Students reached by SRTS activities: Don't Know

Tags: 2015 Fall Student Tally, 2016 Spring Student Tally

**Number of Classrooms
Included in Report:** 34

This report contains information from your school's classrooms about students' trip to and from school. The data used in this report were collected using the in-class Student Travel Tally questionnaire from the National Center for Safe Routes to School.

Morning and Afternoon Travel Mode Comparison



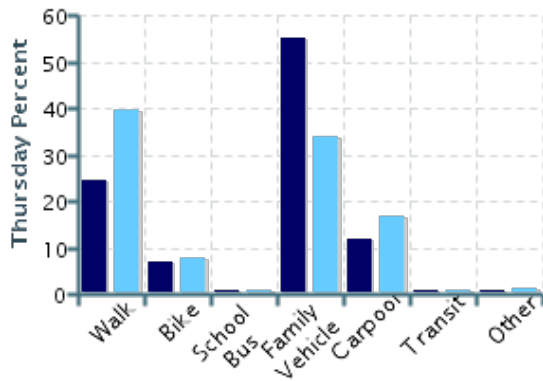
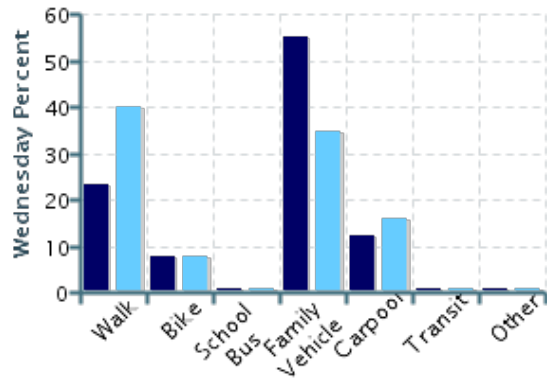
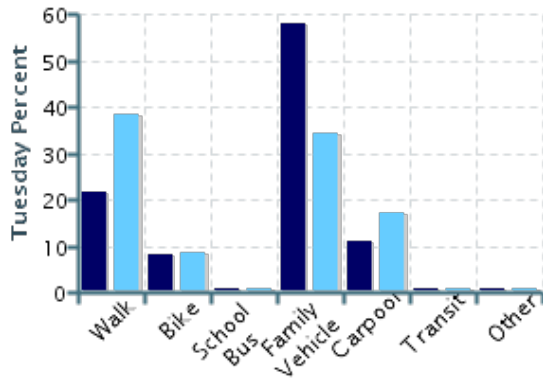
Morning and Afternoon Travel Mode Comparison

	Number of Trips	Walk	Bike	School Bus	Family Vehicle	Carpool	Transit	Other
Morning	2507	23%	8%	0.7%	56%	12%	0.1%	0.7%
Afternoon	2504	39%	8%	0.8%	34%	17%	0.2%	0.9%

Percentages may not total 100% due to rounding.

Morning and Afternoon Travel Mode Comparison by Day

■ Morning ■ Afternoon

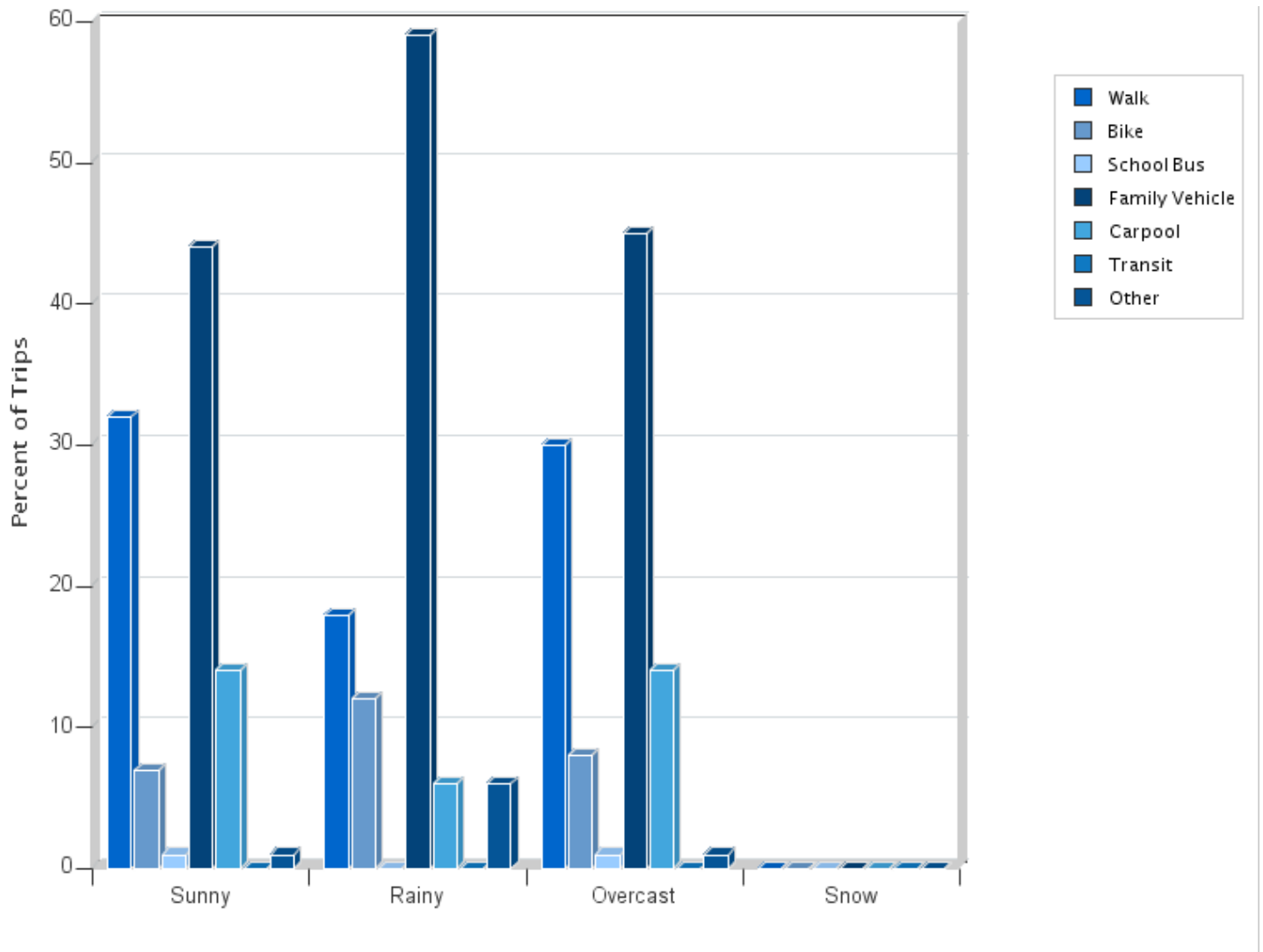


Morning and Afternoon Travel Mode Comparison by Day

	Number of Trips	Walk	Bike	School Bus	Family Vehicle	Carpool	Transit	Other
Tuesday AM	849	22%	8%	0.7%	58%	11%	0.1%	0.6%
Tuesday PM	850	38%	8%	0.8%	34%	17%	0.2%	0.7%
Wednesday AM	860	23%	8%	0.7%	55%	12%	0.1%	0.7%
Wednesday PM	857	40%	8%	0.8%	35%	16%	0.2%	0.8%
Thursday AM	798	24%	7%	0.8%	55%	12%	0.1%	0.8%
Thursday PM	797	40%	8%	0.9%	34%	17%	0.1%	1%

Percentages may not total 100% due to rounding.

Travel Mode by Weather Conditions



Travel Mode by Weather Condition

Weather Condition	Number of Trips	Walk	Bike	School Bus	Family Vehicle	Carpool	Transit	Other
Sunny	2720	32%	7%	1.0%	44%	14%	0.1%	0.8%
Rainy	17	18%	12%	0%	59%	6%	0%	6%
Overcast	1341	30%	8%	0.9%	45%	14%	0.1%	1.0%
Snow	0	0%	0%	0%	0%	0%	0%	0%

Percentages may not total 100% due to rounding.