

Student Travel Tally Report: One School in One Data Collection Period

School Name: John F Kennedy Middle School

Set ID: 19898

School Group: Cupertino

Month and Year Collected: October 2015

School Enrollment: 1472

Date Report Generated: 09/15/2016

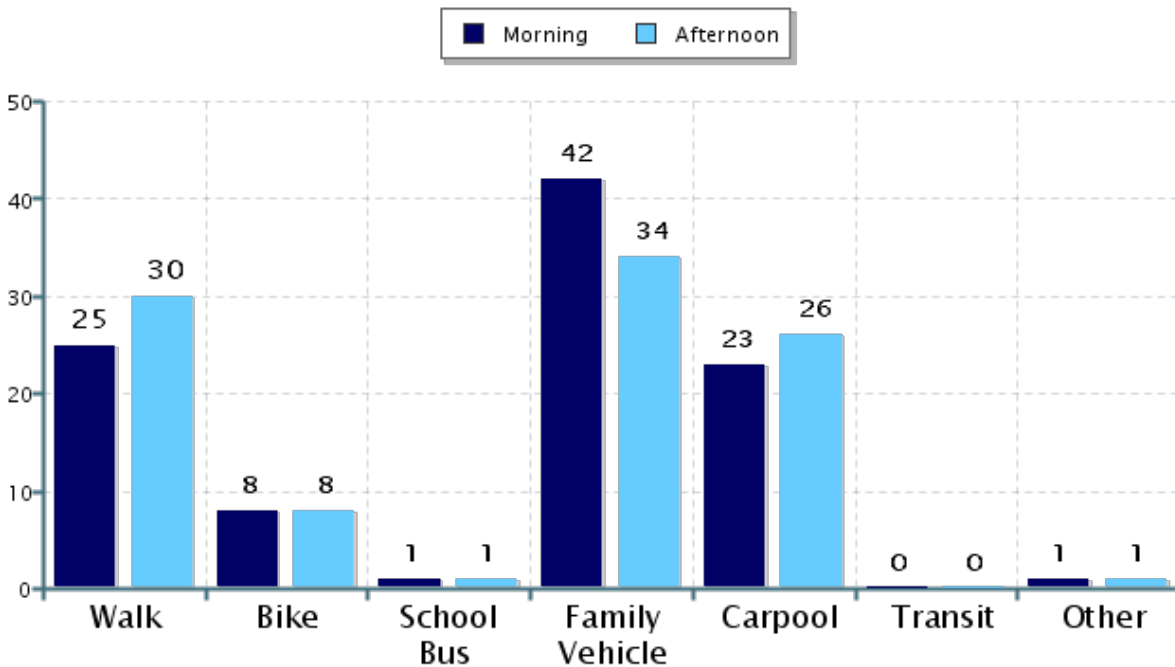
% of Students reached by SRTS activities: Don't Know

Tags: 2015 Fall Parent Survey, 2015 Fall Student Tally

**Number of Classrooms
Included in Report:** 42

This report contains information from your school's classrooms about students' trip to and from school. The data used in this report were collected using the in-class Student Travel Tally questionnaire from the National Center for Safe Routes to School.

Morning and Afternoon Travel Mode Comparison



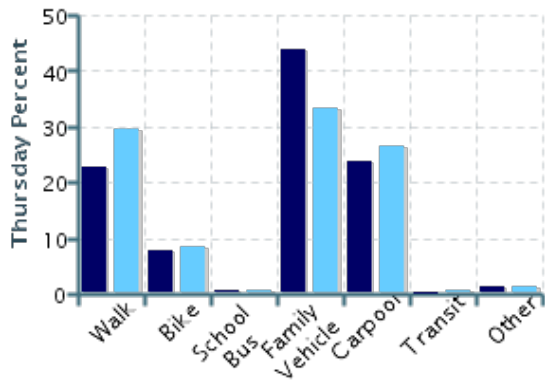
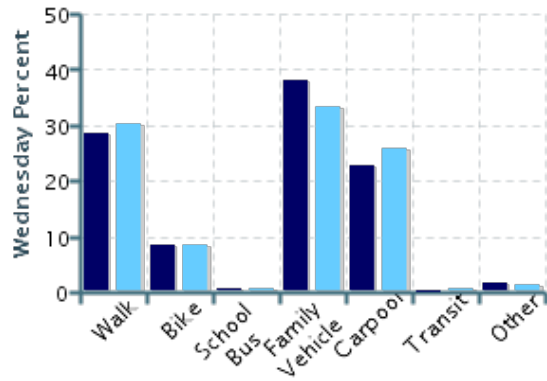
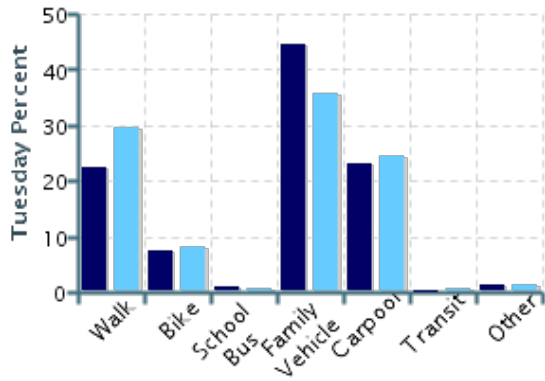
Morning and Afternoon Travel Mode Comparison

	Number of Trips	Walk	Bike	School Bus	Family Vehicle	Carpool	Transit	Other
Morning	3502	25%	8%	0.7%	42%	23%	0%	1%
Afternoon	3332	30%	8%	0.5%	34%	26%	0.1%	1%

Percentages may not total 100% due to rounding.

Morning and Afternoon Travel Mode Comparison by Day

■ Morning ■ Afternoon

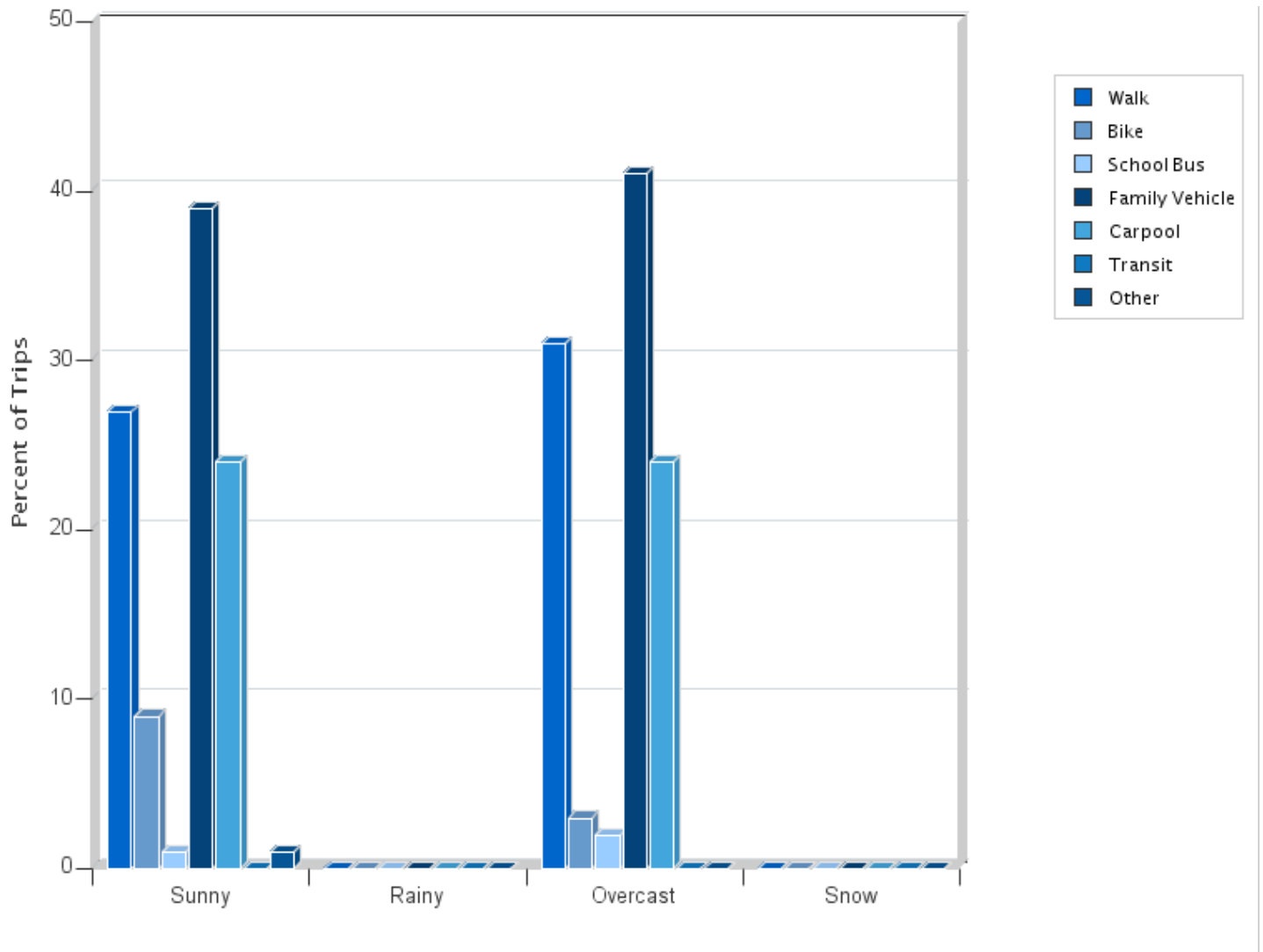


Morning and Afternoon Travel Mode Comparison by Day

	Number of Trips	Walk	Bike	School Bus	Family Vehicle	Carpool	Transit	Other
Tuesday AM	1182	23%	7%	1%	45%	23%	0%	1%
Tuesday PM	1141	30%	8%	0.5%	36%	25%	0.1%	1%
Wednesday AM	1175	29%	9%	0.4%	38%	23%	0%	2%
Wednesday PM	1123	30%	8%	0.6%	33%	26%	0.1%	2%
Thursday AM	1145	23%	8%	0.5%	44%	24%	0%	1%
Thursday PM	1068	30%	9%	0.5%	33%	26%	0.1%	1%

Percentages may not total 100% due to rounding.

Travel Mode by Weather Conditions



Travel Mode by Weather Condition

Weather Condition	Number of Trips	Walk	Bike	School Bus	Family Vehicle	Carpool	Transit	Other
Sunny	6051	27%	9%	0.6%	39%	24%	0.0%	1%
Rainy	0	0%	0%	0%	0%	0%	0%	0%
Overcast	160	31%	3%	2%	41%	24%	0%	0%
Snow	0	0%	0%	0%	0%	0%	0%	0%

Percentages may not total 100% due to rounding.