



CUPERTINO HIGH SCHOOL TRAFFIC SAFETY RULES & TIPS



Walk or bike to school.

It gives you the freedom to get to and from school on YOUR schedule, is green, and helps reduce traffic!




BIKING FROM THE SOUTH AND WEST OF CAMPUS

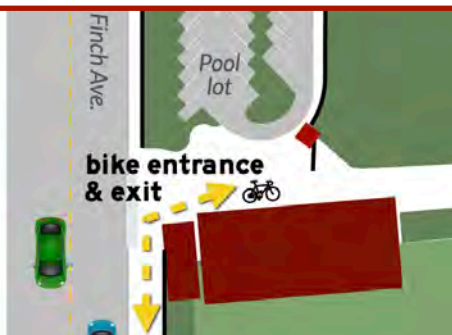
Cyclists on Calle de Barcelona should cross Finch and then turn left onto the shared sidewalk.



Stop at Finch before crossing from Calle de Barcelona. Cross carefully because cars do not stop on Finch.

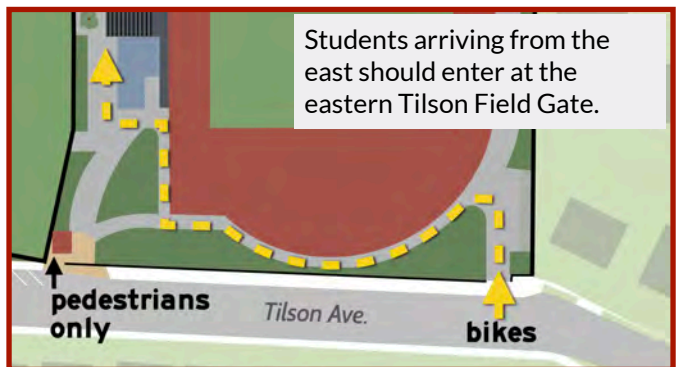


Cyclists should then enter the Field Gate on Finch, south of the Pool lot. Bikes can return on the sidewalk, too.



BIKING FROM THE EAST SIDE OF CAMPUS

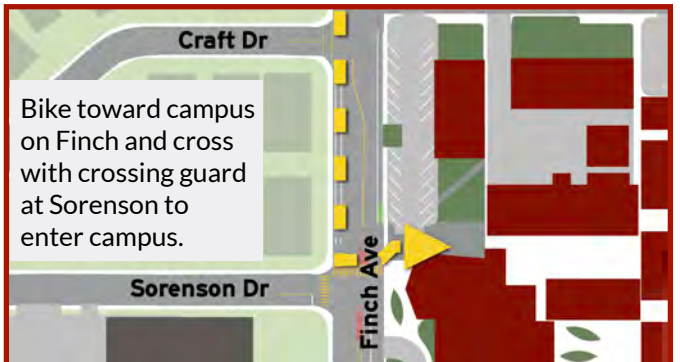
Students arriving from the east should enter at the eastern Tilson Field Gate.



BIKING FROM THE NORTH SIDE OF CAMPUS



Turn with caution from protected bike lanes on Stevens Creek onto standard lanes on Finch.



Bike toward campus on Finch and cross with crossing guard at Sorenson to enter campus.

HOW TO REDUCE YOUR CARBON FOOTPRINT IF YOU BIKE TO SCHOOL EVERYDAY FOR...

1 WEEK

YOU SAVE THE EQUIVALENT CO₂
TO PLANTING 2½ MATURE TREES



1 SEMESTER

YOU SAVE THE EQUIVALENT CO₂
TO PLANTING 47 MATURE TREES!



FOLLOW CUPERTINO RULES AND THE LAW

If you can't bike or walk, **don't let your parents drop you off at Citibank or along Finch Avenue.** Drop off at Main Street or in a school drop off lane instead.



When riding your bike, **always yield to pedestrians.** Bikes must stop at stop signs.



Use the push-button flashers at the Sorenson Ave. crosswalk. **Make eye contact with drivers before crossing** and stay in the painted lines of the crosswalk at all locations.



BE SAFE



Watch for cars before exiting the campus at any location. Cars do not stop on Finch Ave.



Pay attention as you walk or bike to your surroundings.

Don't bike with earbuds in—you need to hear cars coming.

This information was brought to you by:



Walk-Bike Cupertino