



FLOOR PLAN NOTES

- 1. REFER TO SHEET G3.01 FOR ACCESSIBLE MOUNTING HEIGHTS AND DIAGRAMS. 2. REFER TO SPECIFICATIONS FOR STAIR AND RAILING TYPES. 3. ALL DOORS INTO PROGRAM ROOMS TO HAVE SOUND GASKETS SEE SHEET A9.01. 4. REFER TO ACOUSTICAL NARRATIVE FOR MORE INFORMATION. 5. REFER TO SHEET A9.01 FOR TYPICAL ACOUSTIC INTERIOR DETAILS.

FLOOR PLAN LEGEND

Legend items: EXISTING TO REMAIN, NEW PARTITION AND DOOR, 1-HR FIRE BARRIER, SHAFT OR OPENING IN FLOOR SLAB, F.E.C. RECESSED FIRE EXTINGUISHER CABINET, C.R. CARD READER ACCESS, WALL TYPE TAG

WALL TYPES SCHEDULE

REFER TO SHEET A9.01 FOR WALL TYPE DETAILS.

- B FULL HEIGHT 42 STC, C FULL HEIGHT 47 STC

Printing table with columns for Description and Date

Revisions and Description table with columns for Description and Date

Scale As indicated, Drawn by Author, EHDD Job Number 20013

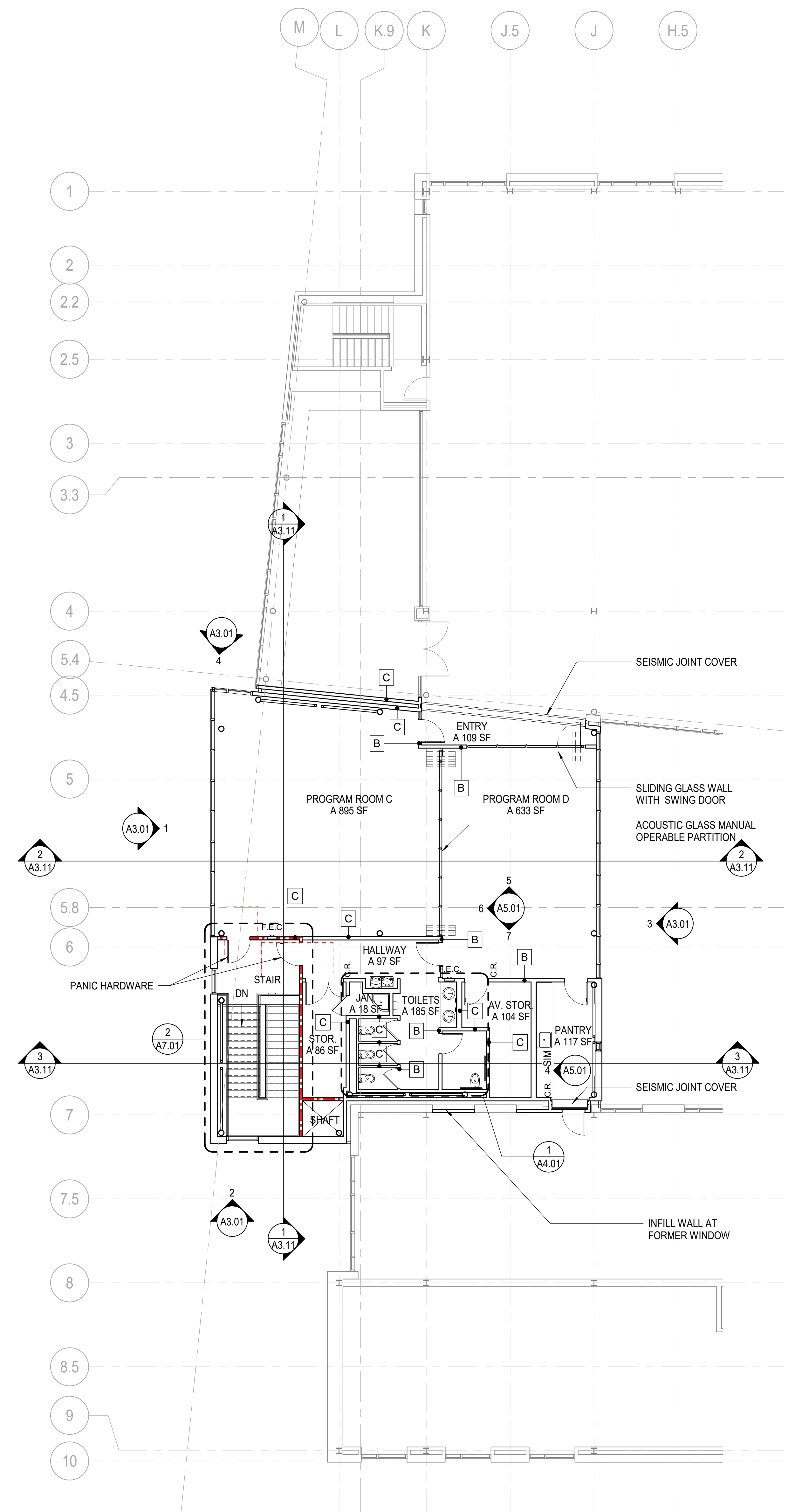
LEVEL 1 & 2 - FLOOR PLANS

Sheet Number

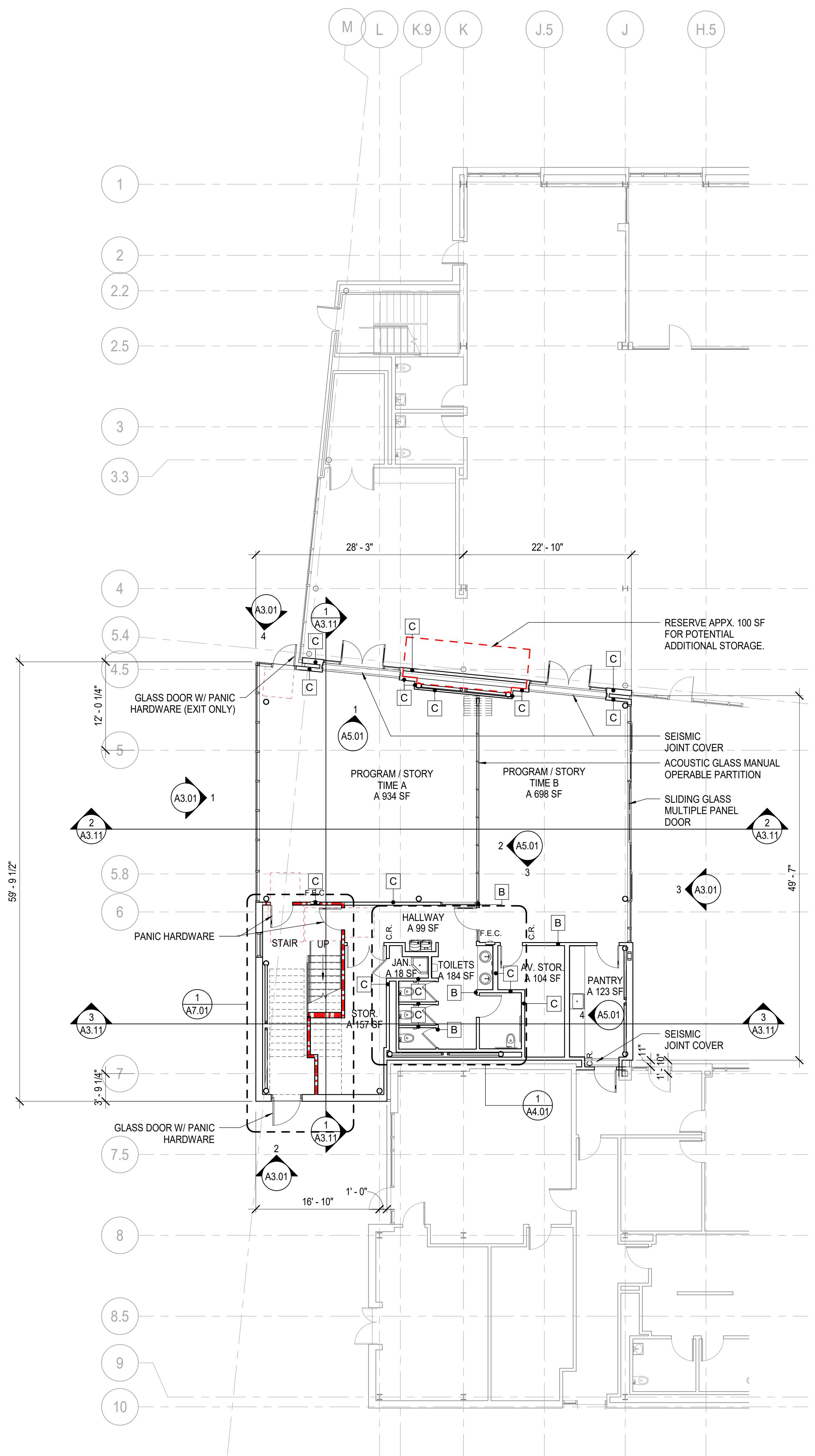
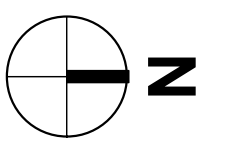
A2.11

6/1/2020 8:02:48 PM

C:\Users\lquinone\Documents\20013-A-CUPERTINO LIBRARY EXP-CENTRAL_1\quinoes.rvt



LEVEL 2 SCALE: 1/8" = 1'-0"



LEVEL 1 SCALE: 1/8" = 1'-0"

